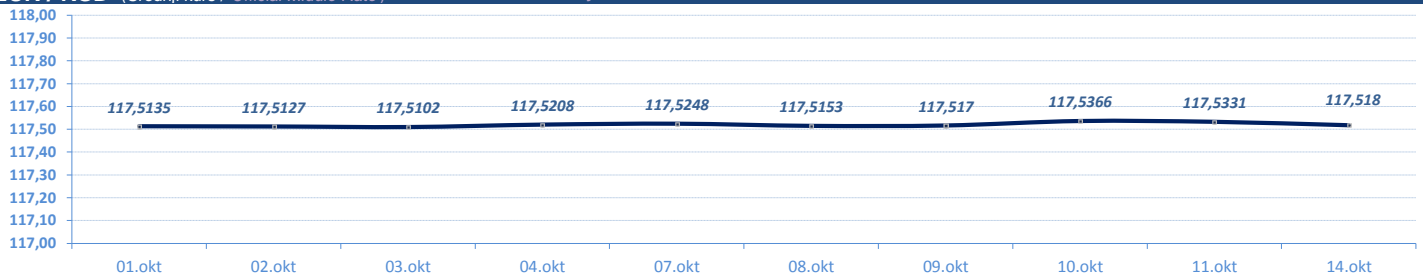


VESTI / NEWS

- ▶ **SREDNJI KURS EUR/RSD**: Dinar ojačao u odnosu na evro za 0,0151 dinara, srednji kurs **117,518**. Obim međubankarske trgovine evrom na dan 11. oktobar do 12:30h iznosio je 2,7 miliona evra. NBS intervenisala na međubankarskom tržištu kupovinom 15 miliona evra (od početka godine ukupno prodala 190 miliona evra i kupila 2.460 miliona evra).
- ▶ **BEOGRADSKA BERZA**: **Indeksi zabeležili rast vrednosti**, **BELEX15** viši za 0,17 odsto, **BELEXline** za 0,32 odsto. **Promet veći** u odnosu na prethodni dan, na regulisanom tržištu najviše trgovano Jedinstva Sevojno, Metalca, NIS-a, Aerodroma Nikola Tesla i Energoprojekt holdinga.
- ▶ **INFLACIJA**: Prema podacima Republičkog zavoda za statistiku međugodišnja inflacija merena indeksom potrošačkih cena u septembru je iznosila **1,1 odsto** dok su u odnosu na prethodni mesec cene u proseku niže za 0,5 odsto.

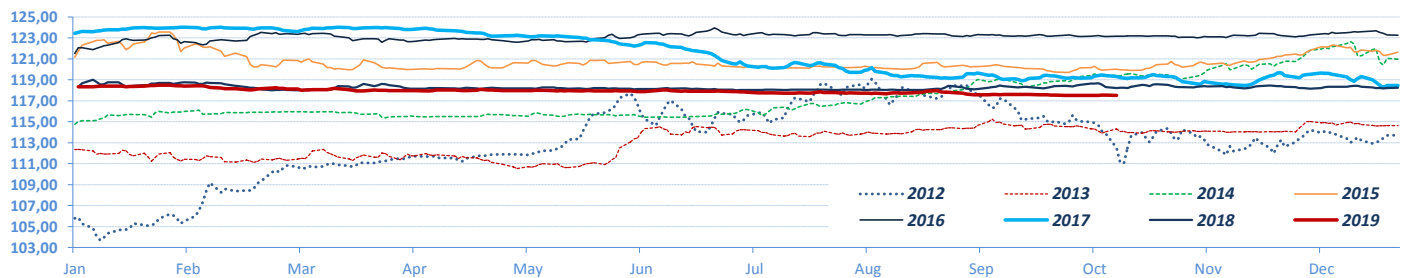
DEVIZNO TRŽIŠTE / FX MARKET

EUR / RSD (Srednji kurs / Official Middle Rate) ▶ 10 dana / 10 days

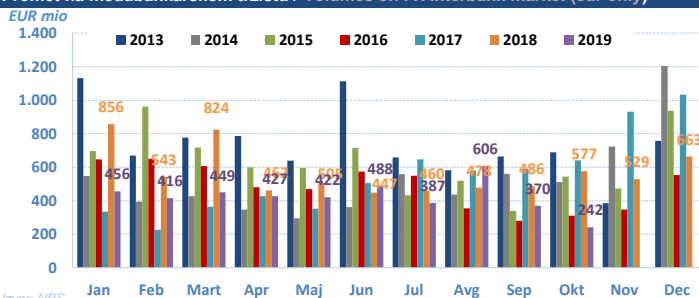


Izvor/Source: NBS

EUR / RSD (Srednji kurs/ Official middle rate) ▶ Jan -

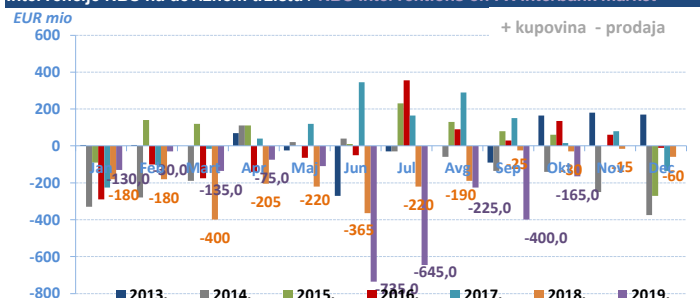


Promet na međubankarskom tržištu / Volumes on FX Interbank market (eur only)

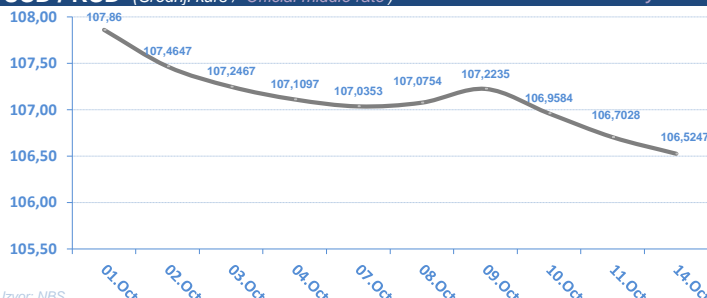


Izvor: NBS

Intervencije NBS na deviznom tržištu / NBS Interventions on FX interbank market

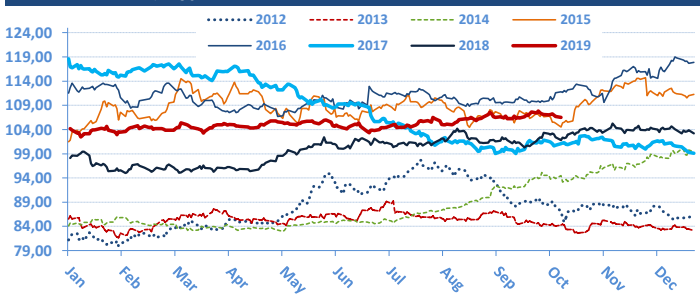


USD / RSD (Srednji kurs / Official middle rate) ▶ 10 dana / 10 days



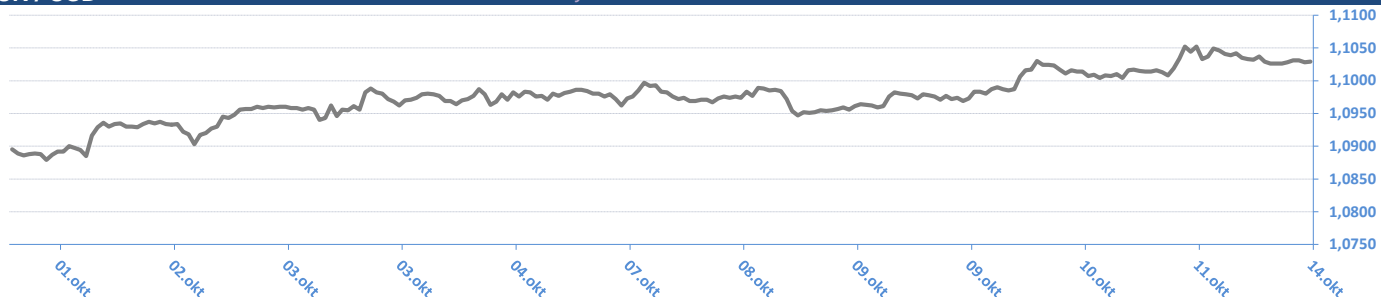
Izvor: NBS

USD / RSD (Srednji kurs / Official middle rate) ▶ Jan -



Monthly change	EUR/RSD	%	USD/RSD	%
01.10.19	117,5135	-0,17%	107,8600	0,70%
02.09.19	117,7193	-0,02%	107,1149	0,55%
01.08.19	117,7449	-0,12%	106,5275	2,44%
01.07.19	117,8875	-0,04%	103,9939	-1,42%
03.06.19	117,9288	-0,03%	105,4914	-0,08%
03.05.19	117,9626	-0,01%	105,5783	0,57%
01.04.19	117,9759	-0,13%	104,9794	1,06%
01.03.19	118,1291	-0,25%	103,8772	0,32%
01.02.19	118,4266	0,07%	103,5469	-0,61%
03.01.19	118,3439	0,10%	104,1851	0,14%
03.12.18	118,2313	-0,06%	104,0402	-0,27%
01.11.18	118,2984	-0,07%	104,3196	2,19%
01.10.18	118,3868		102,0840	

Yearly change	EUR/RSD	%	USD/RSD	%
14.10.19	117,5180	-0,70%	106,5247	8,55%
03.01.19	118,3439	0,00%	104,1851	6,16%
03.01.18	118,3431	-4,14%	98,1367	-17,25%
04.01.17	123,4512	1,59%	118,6004	6,34%
04.01.16	121,5145	0,30%	111,5324	9,90%
05.01.15	121,1543	5,58%	101,4863	20,72%
03.01.14	114,7559	2,14%	84,0641	-1,67%
03.01.13	112,3495	6,20%	85,4889	5,32%
04.01.12	105,7880	-0,21%	81,1693	2,16%
04.01.11	106,0156	10,47%	79,4541	18,48%
04.01.10	95,9679	7,17%	67,0635	4,25%
05.01.09	89,5436	12,27%	64,3273	18,68%
03.01.08	79,7577		54,2016	



EUR / USD



EUR / CHF



EUR / CHF



Izvor / Source: Reuters

14.10.2019 08:29:04

EUR / XX

Valutni par / CCY pair	Kupovni/BID	Prodajni/ASK
EUR/USD	1,1029	1,1032
EUR/JPY	119,3600	119,4000
EUR/GBP	0,8774	0,8775
EUR/CHF	1,0983	1,0986
EUR/DKK	7,4686	7,4688
EUR/NOK	10,0267	10,0322
EUR/SEK	10,8374	10,8378
EUR/CAD	1,4568	1,4570
EUR/AUD	1,6277	1,6280
EUR/HUF	332,2700	332,4200
EUR/CZK	25,8150	25,8260
EUR/PLN	4,3030	4,3051
EUR/HRK	7,4238	7,4288
EUR/RUB	70,7845	70,8752
EUR/NZD	1,7477	1,7482

USD / XX

Valutni par / CCY pair	Kupovni/BID	Prodajni/ASK
USD/EUR	0,9065	0,9065
USD/JPY	108,2200	108,2500
USD/GBP	0,7954	0,7956
USD/CHF	0,9958	0,9962
USD/DKK	6,7709	6,7717
USD/NOK	9,0912	9,0942
USD/SEK	9,8240	9,8270
USD/CAD	1,3206	1,3210
USD/AUD	1,4751	1,4762
USD/HUF	301,2100	301,4300
USD/CZK	23,3930	23,4130
USD/SKK	21,5460	21,6000
USD/PLN	3,9014	3,9029
USD/HRK	6,7320	6,7365
USD/RUB	64,1932	64,2608
USD/NZD	1,5843	1,5853

* Međunarodno devizno međubankarsko tržište / International FX Interbank Market

Izvor / Source: Reuters

EURIBOR

SW	-0,496
1M	-0,473
3M	-0,418
6M	-0,358
1Y	-0,303

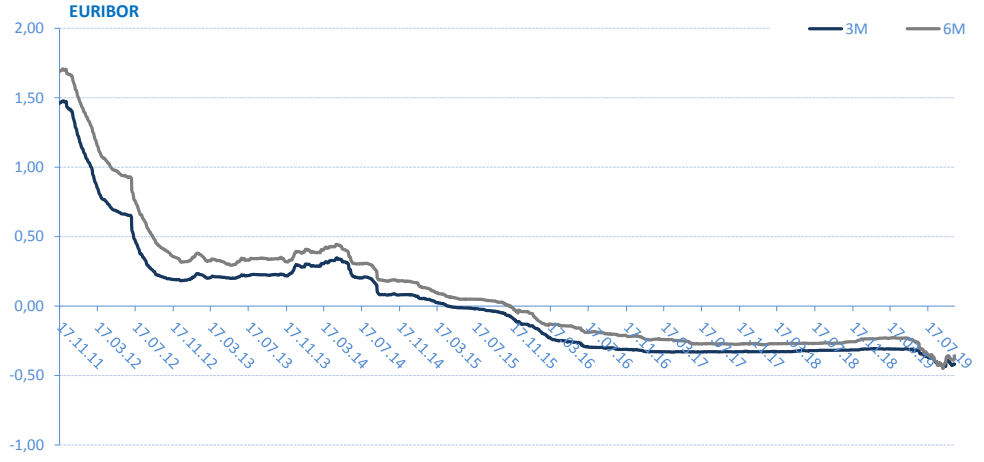
* Izvor: Reuters; Objavljeno prethodnog radnog dana

Kamatne stope Centralnih Banaka

Interest rates of Central banks

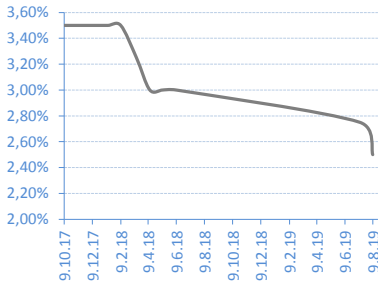
CB	Kamatna stopa/Interest rate
USD	2,00
EUR	0,00
GBP	0,75
CAD	1,75
AUD	0,75
JPY	0,10

* Izvor: Reuters; Objavljeno prethodnog radnog dana



REFERENTNA KAMATNA STOPA NBS / NBS Key Policy Rates

Date	Rate	Change (%)
08.08.19	2,50%	-9,09%
11.07.19	2,75%	-8,33%
08.06.18	3,00%	0,00%
10.05.18	3,00%	0,00%
12.04.18	3,00%	-7,69%
14.03.18	3,25%	-7,14%
08.02.18	3,50%	0,00%
11.01.18	3,50%	0,00%
07.12.17	3,50%	0,00%
09.11.17	3,50%	



* Izvor/Source: NBS

BEONIA

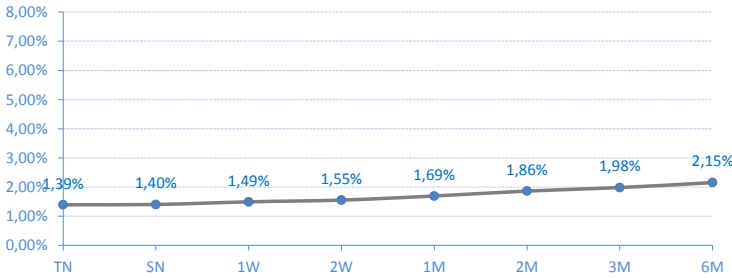
Date	Rate	Change (%)
11.10.19	1,27%	0,00%
09.10.19	1,27%	0,00%
08.10.19	1,27%	-0,78%
07.10.19	1,28%	0,00%
04.10.19	1,28%	0,00%
03.10.19	1,28%	0,00%
02.10.19	1,28%	0,00%
01.10.19	1,28%	0,00%
30.09.19	1,28%	0,00%
26.09.19	1,28%	



* Izvor/Source: Reuters; Objavljeno prethodnog radnog dana / Published on previous working day

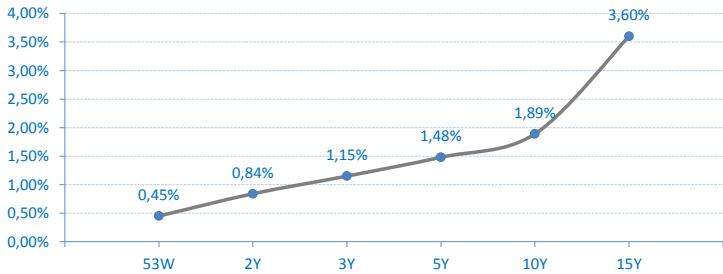
Kamatne stope/Prinos na tržištu / Market Interest Rates

Belibor



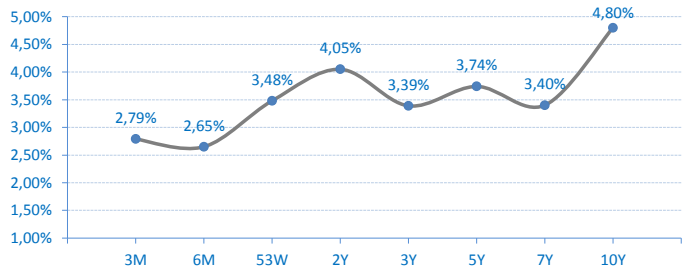
Državne HOV Republike Srbije u Evrima - prinosi sa poslednje aukcije

Government bonds (EUR) of Republic of Serbia - yield on last primary auction



Državne HOV Republike Srbije u Dinarima - prinosi sa poslednje aukcije

Government bonds (RSD) of Republic of Serbia - yield on last primary auction



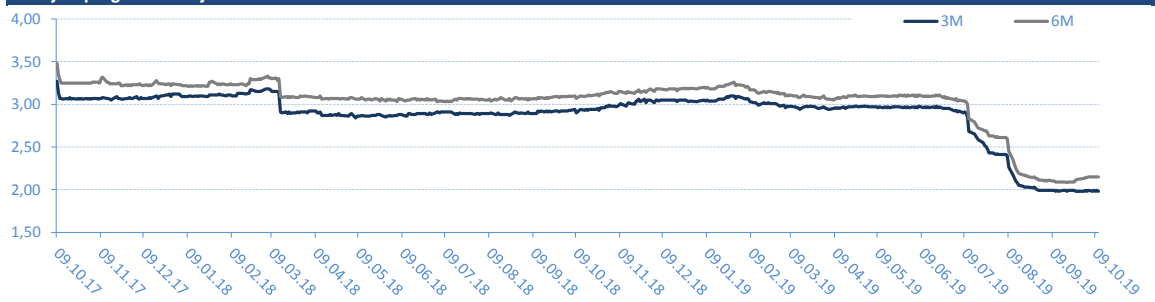
BELIBOR

Trenutne stope / Current rates

TN	1,39%
SN	1,40%
1W	1,49%
2W	1,55%
1M	1,69%
2M	1,86%
3M	1,98%
6M	2,15%

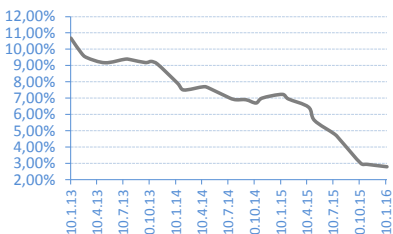
* Izvor/Source: Reuters; Objavljeno prethodnog radnog dana / Published on previous working day

Istorijski pregled kretanja 6M i 3M Belibor-a / Historical overview of 6M and 3M Belibor rates



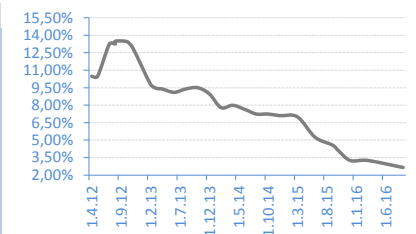
T-BILLS 3M - RSD

Date	Rate	Realisation
14.01.16	2,79%	100,00%
05.11.15	2,94%	100,00%
15.10.15	3,00%	92,18%
06.08.15	4,40%	96,26%
16.07.15	4,79%	98,47%
07.05.15	5,63%	92,92%
16.04.15	6,45%	100,00%
05.02.15	6,95%	45,05%



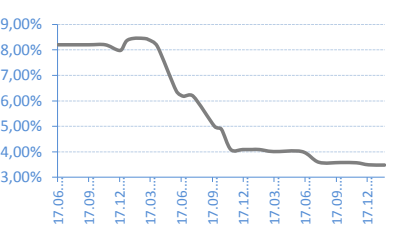
T-BILLS 6M - RSD

Date	Rate	Realisation
01.09.16	2,65%	23,03%
03.03.16	3,25%	96,46%
03.12.15	3,25%	97,22%
08.10.15	4,09%	100,00%
03.09.15	4,57%	87,90%
04.06.15	5,25%	93,30%
05.03.15	7,00%	21,33%
04.12.14	7,10%	100,00%



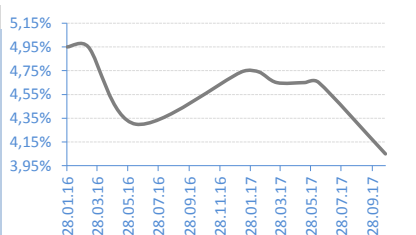
T-BILLS 53W - RSD

Date	Rate	Realisation
06.02.17	3,48%	17,91%
21.12.16	3,49%	32,22%
15.11.16	3,57%	45,64%
28.09.16	3,58%	52,92%
27.07.16	3,59%	49,07%
07.06.16	4,01%	78,06%
15.03.16	4,01%	16,73%
02.02.16	4,09%	63,42%



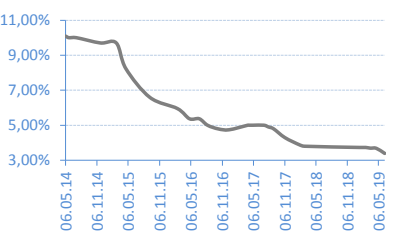
G-BONDS 2Y - RSD

Date	Rate	Realisation
24.10.17	4,05%	116,30%
13.06.17	4,65%	51,56%
16.05.17	4,65%	43,95%
21.03.17	4,65%	100,00%
13.02.17	4,74%	78,80%
10.01.17	4,74%	23,25%
13.06.16	4,30%	95,67%
10.03.16	4,95%	56,41%



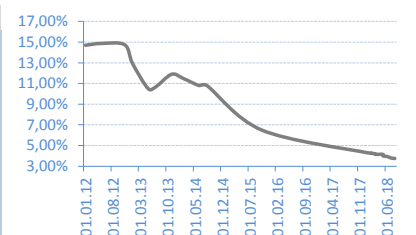
G-BONDS 3Y - RSD

Date	Rate	Realisation
11.06.19	3,39%	62,60%
23.04.19	3,68%	88,70%
19.03.19	3,69%	112,71%
20.02.19	3,73%	120,53%
15.01.19	3,73%	60,94%
28.02.18	3,80%	100,00%
30.01.18	3,88%	34,77%
06.11.17	4,29%	97,97%



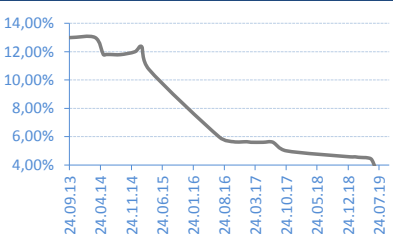
G-BONDS 5Y - RSD

Date	Rate	Realisation
11.09.18	3,74%	98,60%
14.08.18	3,75%	65,62%
17.07.18	3,80%	40,58%
05.06.18	3,95%	35,67%
22.05.18	3,99%	26,18%
08.05.18	4,15%	97,00%
24.04.18	4,15%	52,31%
10.04.18	4,15%	32,63%



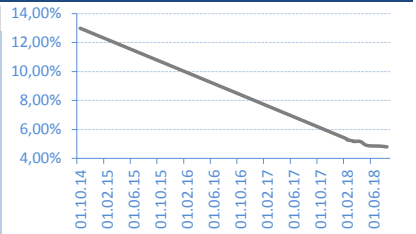
G-BONDS 7Y - RSD

Date	Rate	Realisation
01.10.19	3,40%	247,35%
03.09.19	3,40%	51,86%
06.08.19	3,50%	47,86%
09.07.19	3,59%	153,64%
04.06.19	4,37%	267,04%
07.05.19	4,50%	134,27%
10.04.19	4,52%	75,42%
05.03.19	4,54%	58,46%



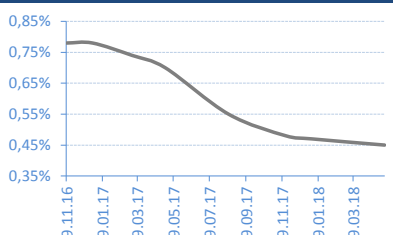
G-BONDS 10Y - RSD

Date	Rate	Realisation
07.08.18	4,80%	26,87%
10.07.18	4,85%	36,97%
15.05.18	4,90%	96,72%
03.04.18	5,17%	26,55%
20.03.18	5,17%	83,61%
06.03.18	5,20%	203,57%



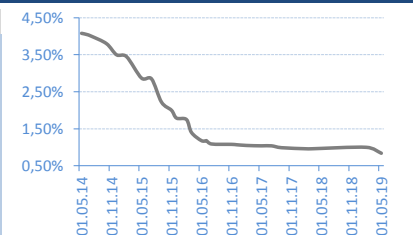
T-BILLS 53W - EUR

Date	Rate	Realisation
21.05.18	0,45%	100,00%
18.01.18	0,47%	98,00%
05.12.17	0,48%	100,00%
30.08.17	0,55%	50,00%
15.05.17	0,70%	91,30%
20.03.17	0,74%	60,00%
12.01.17	0,78%	46,20%
29.11.16	0,78%	100,00%



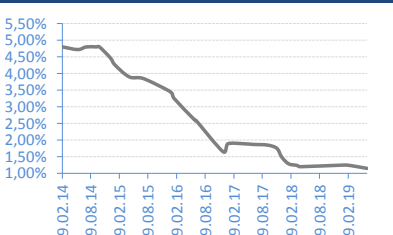
G-BONDS 2Y - EUR

Date	Rate	Realisation
27.05.19	0,84%	148,40%
19.02.19	1,00%	142,00%
22.03.18	0,96%	25,62%
01.02.18	0,96%	52,00%
14.09.17	0,99%	53,60%
12.07.17	1,04%	16,80%
23.05.17	1,04%	99,00%
14.02.17	1,05%	95,35%



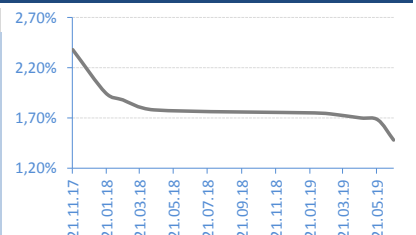
G-BONDS 3Y - EUR

Date	Rate	Realisation
18.06.19	1,15%	59,14%
12.03.19	1,23%	50,04%
23.01.19	1,25%	32,10%
20.04.18	1,20%	35,96%
28.03.18	1,24%	99,29%
02.02.18	1,29%	100,00%
21.12.17	1,49%	100,00%
20.11.17	1,75%	49,70%



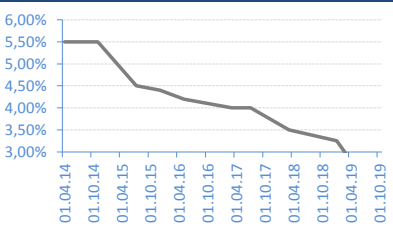
G-BONDS 5Y - EUR

Date	Rate	Realisation
20.06.19	1,48%	47,86%
23.05.19	1,68%	77,32%
22.04.19	1,70%	19,90%
27.02.19	1,74%	37,84%
29.01.19	1,75%	41,25%
16.04.18	1,78%	52,41%
19.02.18	1,88%	79,99%
19.01.18	1,95%	80,28%



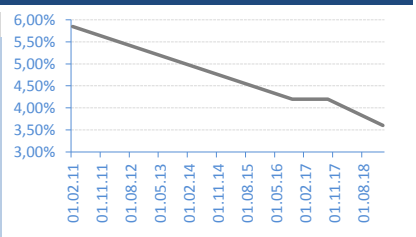
G-BONDS 10Y - EUR

Date	Rate	Realisation
09.10.19	1,89%	100,00%
16.01.19	3,25%	139,40%
26.03.18	3,50%	86,85%
13.07.17	4,00%	42,95%
15.03.17	4,00%	65,60%
25.05.16	4,20%	96,00%
04.12.15	4,40%	100,00%
28.07.15	4,50%	76,77%



G-BONDS 15Y - EUR

Date	Rate	Realisation
06.02.19	3,60%	100,00%
06.09.17	4,20%	70,13%
19.10.16	4,20%	100,00%



AKCIJE / Shares - REGULISANO TRŽIŠTE / REGULATED MARKET

Najtrgovanije HOV / Most Active

	Symbol	Closing price	% Change	Open	Max	Min	No of Trades	Volume	Volume RSD
Jedinstvo a.d. Sevojno	JESV	6.290	4,64%	6.290	6.290	6.290	3	188	1.182.520
Metalac a.d. Gornji Milanovac	MTLC	1.917	0,89%	1.910	1.940	1.910	8	380	728.500
NIS a.d. Novi Sad	NIIS	680	-0,58%	680	685	678	38	857	582.478
Aerodrom Nikola Tesla a.d. Beograd	AERO	810	1,00%	801	810	801	23	108	87.421
Energoprojekt holding a.d. Beograd	ENHL	680	-2,44%	680	680	680	1	109	74.120

Dobitnici / Gainers

	Symbol	Closing price	% Change	Open	Max	Min	No of Trades	Volume	Volume RSD
Jedinstvo a.d. Sevojno	JESV	6.290	4,64%	6.290	6.290	6.290	3	188	1.182.520
Fintel energija a.d. , Beograd	FINT	570	1,79%	570	570	570	1	7	3.990
Aerodrom Nikola Tesla a.d. Beograd	AERO	810	1,00%	801	810	801	23	108	87.421
Metalac a.d. Gornji Milanovac	MTLC	1.917	0,89%	1.910	1.940	1.910	8	380	728.500

Gubitnici / Decliners

	Symbol	Closing price	% Change	Open	Max	Min	No of Trades	Volume	Volume RSD
Energoprojekt holding a.d. Beograd	ENHL	680	-2,44%	680	680	680	1	109	74.120
NIS a.d. Novi Sad	NIIS	680	-0,58%	680	685	678	38	857	582.478

AKCIJE / SHARES - MTP

Najtrgovanije HOV / Most Active

	Symbol	Closing price	% Change	Bid (Volume)	Ask (Volume)	No of Trades	Volume	Volume RSD
Gosa montaza a.d. Velika Plana	GMON	2.326	6,80%	2500	2225	2326	90	7.387
Bora Kec ATP a.d. Obrenovac	BRKC	290	0,00%	290	290	290	1	1.000
Omoljica u restrukturiranju a.d. Omoljica	OMOL	850	0,00%	850	850	850	1	250
Min Div a.d. Svrlijig	SVRL	541	0,19%	542	541	541	4	231
STUP Vrsac a.d. Vrsac	STUP	5.929	0,24%	5929	5928	5929	12	108

Dobitnici / Gainers

	Symbol	Closing price	% Change	Bid (Volume)	Ask (Volume)	No of Trades	Volume	Volume RSD
Gosa montaza a.d. Velika Plana	GMON	2.326	6,80%	2500	2225	2326	90	7.387
Backa - Backa Palanka a.d. Backa Palanka	BABP	709	2,75%	709	708	709	4	100
STUP Vrsac a.d. Vrsac	STUP	5.929	0,24%	5929	5928	5929	12	108
Min Div a.d. Svrlijig	SVRL	541	0,19%	542	541	541	4	231

Gubitnici / Decliners

	Symbol	Closing price	% Change	Bid (Volume)	Ask (Volume)	No of Trades	Volume	Volume RSD
Iritel a.d. Beograd	IRTL	801	-5,76%	801	801	801	1	30
Telefonkabl a.d. Beograd	TLKB	11000	-0,07%	11000	11000	11000	5	52
Termika a.d. Beograd	TRBG	4500	-0,04%	4500	4500	4500	1	30

Kontakti / Contacts:

Srđan Tomašević

srđjan.tomasevic@erstebank.rs

Trgovanje / Trading

011/220 9116

Aleksandar Zarić

aleksandar.zaric@erstebank.rs

Prodaja / Sales

011/220 9198

Aleksandra Parčetić

aleksandra.parcetic@erstebank.rs

Brokersko poslovanje / Brokerage

011/220 9159

Vladimir Vulević

vladimir.vulevic@erstebank.rs

Podrška i Razvoj / Support and Development

011 / 201 50 50

Nenad Đurović

nenad.djurovic@erstebank.rs

Trgovanje / Trading

011/ 220 9115

Dušan Stević

dusan.stevic@erstebank.rs

Prodaja / Sales

011/220 9118

Goran Sladoje

goran.sladoje@erstebank.rs

Prodaja / Sales

011/ 220 9132

Marija Đorđević

marija.djordjevic@erstebank.rs

Brokersko poslovanje /

Brokerage

011/220 9110

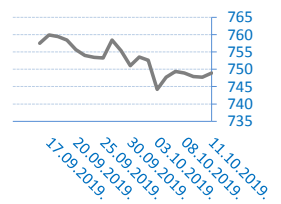
Izveštaj sačinio / Prepared by: Sektor sredstava / Treasury division

Informacije i cene iz ovog pregleda dobijene su iz izvora za koje verujemo da su pouzdani ali ne garantujemo njihovu tačnost i potpunost. Navedene informacije su važeće samo u trenutku njihovog sastavljanja a objavljuju se u ciju opšteg informisanja, pri čemu ne predstavljaju bilo kakav oblik investicionog saveta niti preporuke za investiranje niti na bilo koji način obavezuju Erste Bank ad Novi Sad u pogledu odgovornosti za štetu nastalu upotrebom informacija iz ovog pregleda.

The information and prices in this review are obtained from sources that we believe are reliable, but we do not guarantee their accuracy and completeness. The mentioned information is valid only at the time of their compilation and are published in the general information, whereby they do not represent any form of investment advice or recommendations for investing or in any way obligate Erste Bank ad Novi Sad in respect of liability for damages arising from the use of information referred to in of this review.

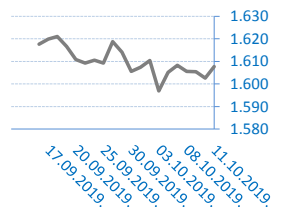
BELEX15

Vrednost / Value	748,94
Promena / Change	1,24
%	0,17%



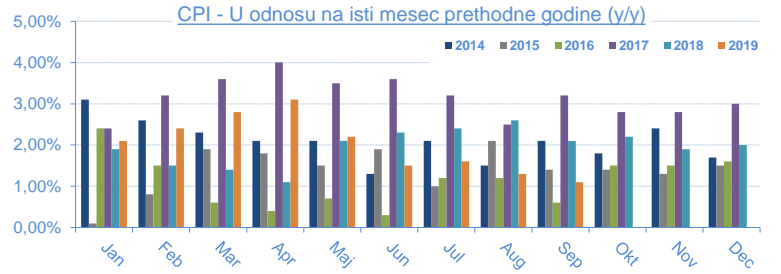
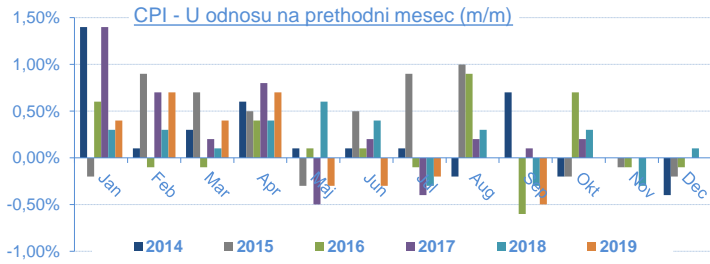
BELEXline

Vrednost / Value	1.607,77
Promena / Change	5,11
%	0,32%



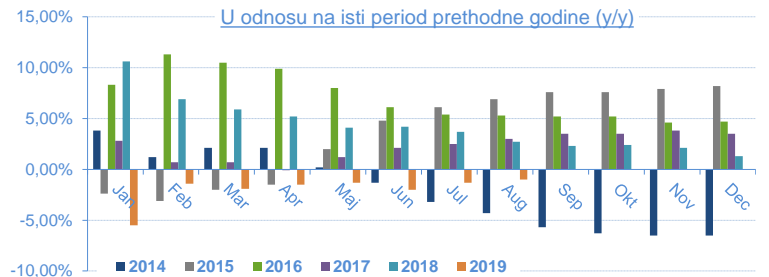
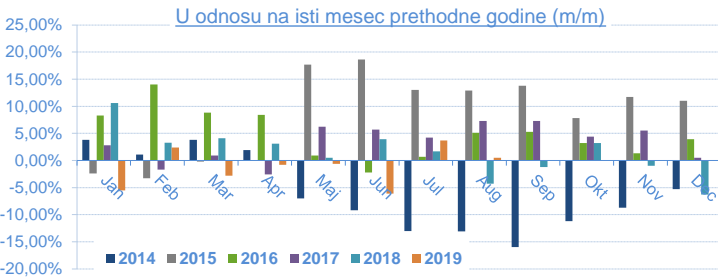
Indeks potrošačkih cena (Consumer Price Index - CPI) / 2018

	Jan	Feb	Mar	Apr	Maj	Jun	Jul	Aug	Sep	Okt	Nov	Dec
U odnosu na prethodni mesec (m/m)	0,40%	0,70%	0,40%	0,70%	-0,30%	-0,30%	-0,20%	0,00%	-0,50%			
U odnosu na isti mesec 2018. (y/y)	2,10%	2,40%	2,80%	3,10%	2,20%	1,50%	1,60%	1,30%	1,10%			
U odnosu na decembar 2018.		1,10%	1,50%	2,30%	2,00%	1,70%	1,50%	1,50%	1,00%			
Datum objavljivanja / Published date	22.02.19	12.03.19	12.04.19	13.05.19	12.06.19	12.07.19	12.08.19	12.09.19	11.10.19			



INDUSTRIJSKA PROIZVODNJA / Industrial production / 2019

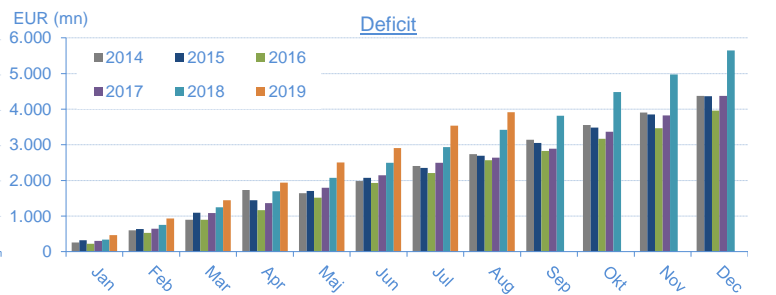
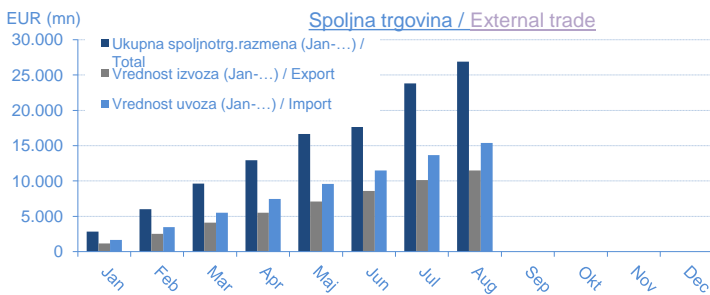
	Jan	Feb	Mar	Apr	Maj	Jun	Jul	Aug	Sep	Okt	Nov	Dec
U odnosu na isti mesec 2018 (m/m)	-5,50%	2,40%	-2,80%	-0,80%	-0,60%	-6,10%	3,70%	0,50%				
U odnosu na isti period 2018 (jan-...) (y/y)	-5,50%	-1,40%	-1,90%	-1,90%	-1,30%	-2,00%						
U odnosu na prosek 2018	-12,20%	-7,40%	2,30%	-4,40%	1,10%	-2,50%	1,70%					
Datum objavljivanja / Published date	28.02.19	29.03.19	30.04.19	31.05.19	28.06.19	31.07.19	30.08.19	30.09.19				



SPOLJNOTRGOVINSKA ROBNA RAZMENA / External Trade / 2019

* u eur mln

Mesec/Month	Jan	Feb	Mar	Apr	Maj	Jun	Jul	Aug	Sep	Okt	Nov	Dec
Ukupna spoljnotrg.razmena (Jan-...) / Total	2.840,40	6.015,80	9.626,40	12.958,60	16.675,50	20.077,90	23.801,00	26.891,80				
Promena / Yearly change	7,80%	9,80%	8,10%	8,30%	9,70%	8,00%	9,00%	7,90%				
Vrednost izvoza (Jan-...) / Export	1.186,90	2.539,90	4.092,80	5.510,50	7.087,40	8.584,20	10.131,20	11.488,50				
Promena / Yearly change	3,00%	7,10%	6,90%	7,30%	8,30%	6,70%	7,20%	6,90%				
Vrednost uvoza (Jan-...) / Import	1.653,50	3.475,90	5.533,60	7.448,10	9.588,10	11.493,70	13.669,80	15.403,30				
Promena / Yearly change	11,50%	11,70%	9,00%	9,00%	10,80%	9,10%	10,40%	8,70%				
Deficit (jan-...)	466,70	936,00	1.440,80	1.937,70	2.500,70	2.909,50	3.538,60	3.914,80				
Promena / Yearly change	40,90%	26,50%	15,60%	14,20%	18,80%	17,00%	20,60%	14,50%				
Pokrivnost uvoza izvozom (Export/Import ratio)	71,80%	73,10%	74,00%	74,00%	73,90%	74,70%	74,10%	74,60%				
Datum objavljivanja / Published date	12.03.19	29.03.19	30.04.19	31.05.19	28.06.19	31.07.19	30.08.19	30.09.19				



BUDŽETSKI BALANS / Budget balance

* u rsd mln

Budžetski balans u 2018.	32.183,97
January 2019	23.620,61
February 2019	-1.429,81
March 2019	-6.363,12
April 2019	-10.322,94
May 2019	2.776,26
June 2019	13.189,82
July 2019	27.059,77
August 2019	-1.883,59
September 2019	
October 2019	
November 2019	
December 2019	
Budžetski balans u 2019. / Total 2019	46.647,01
Planirani deficit u 2019. / Planned	-3.344,12
Ostvarenje plana / Realisation	
Datum ažuriranja / Published date	07.10.19

