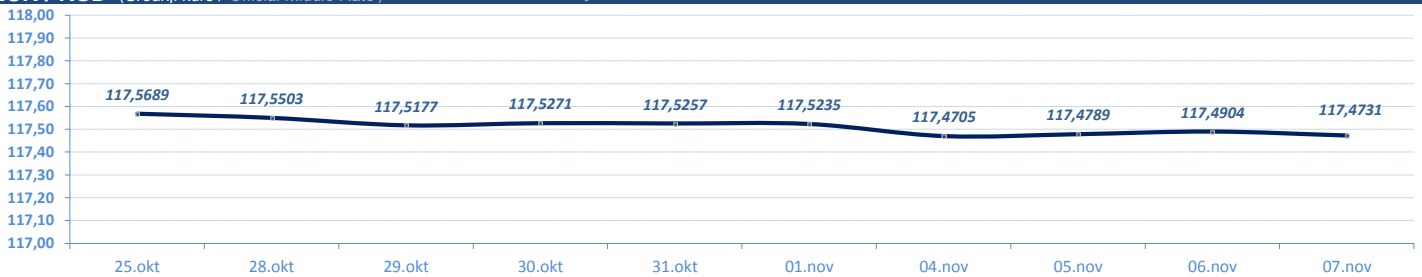


**VESTI / NEWS**

- ▶ **SREDNJI KURS EUR/RSD**: Dinar ojačao u odnosu na evro za 0,0173 dinara, srednji kurs **117,4731**. Obim međubankarske trgovine evrom na dan 6. novembar do 12:30h iznosio je 16,7 miliona evra. NBS intervenisala na međubankarskom tržištu kupovinom 30 miliona evra (od početka godine ukupno prodala 250 miliona evra i kupila 2.665 miliona evra).
- ▶ **BEOGRADSKA BERZA**: Indeksi zadržali suprotne promene, BELEX15 niži za 0,17 odsto, BELEXline viši za 0,31 odsto. Promet **manji** u odnosu na prethodni dan, na regulisanom tržištu najviše trgovano akcijama Komercijalne banke, Aerodroma Nikola Tesla, VP Dunava, NIS-a i Philip Morris Operations-a.

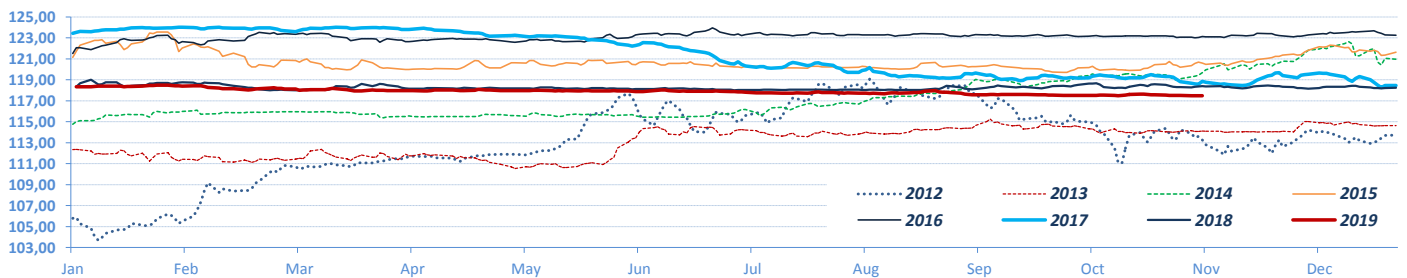
**DEVIZNO TRŽIŠTE / FX MARKET**

**EUR / RSD** (Srednji kurs / Official Middle Rate) ▶ 10 dana / 10 days

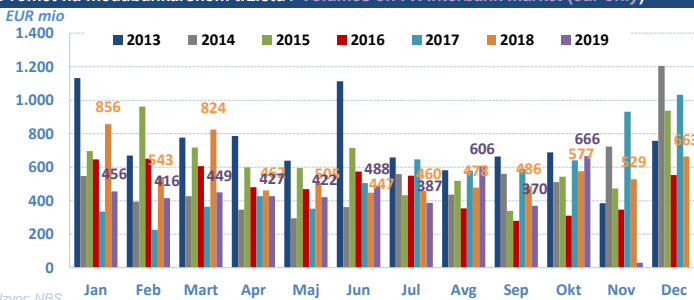


Izvor/Source: NBS

**EUR / RSD** (Srednji kurs/ Official middle rate) ▶ Jan - ....

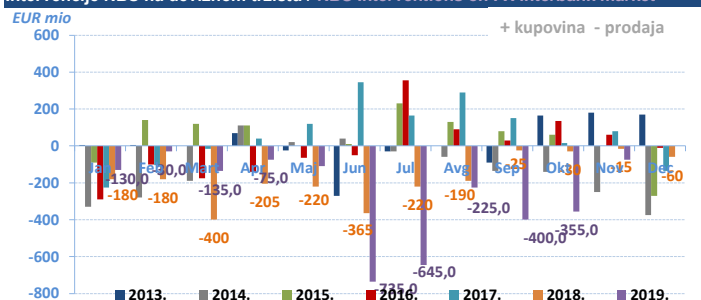


**Promet na međubankarskom tržištu / Volumes on FX Interbank market (eur only)**

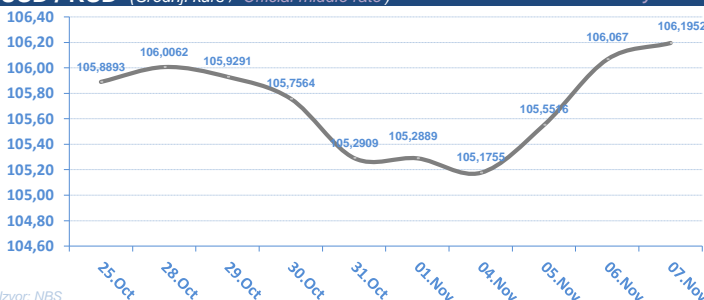


Izvor: NBS

**Intervencije NBS na deviznom tržištu / NBS Interventions on FX interbank market**

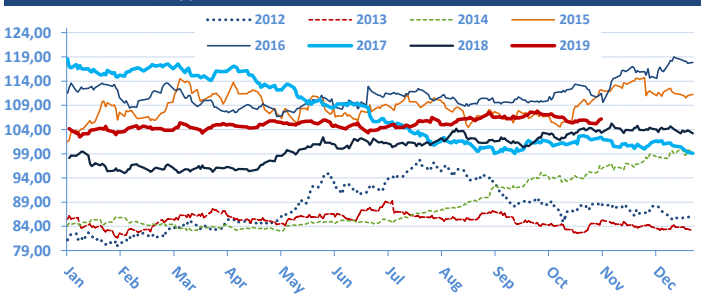


**USD / RSD** (Srednji kurs / Official middle rate) ▶ 10 dana / 10 days



Izvor: NBS

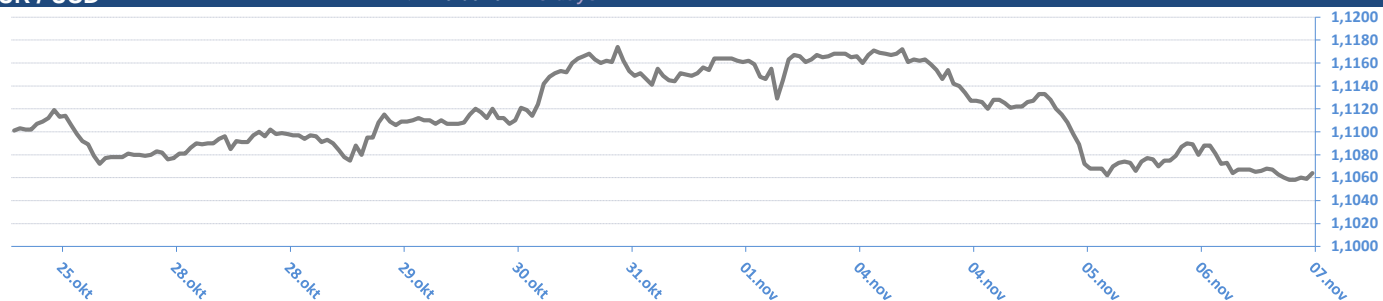
**Jan - ....**



Monthly change	EUR/RSD	%	USD/RSD	%	Yearly change	EUR/RSD	%	USD/RSD	%
01.11.19	117,5235	0,01%	105,2889	-2,38%	07.11.19	117,4731	-0,74%	106,1952	8,21%
01.10.19	117,5135	-0,17%	107,8600	0,70%	03.01.19	118,3439	0,00%	104,1851	6,16%
02.09.19	117,7193	-0,02%	107,1149	0,55%	03.01.18	118,3431	-4,14%	98,1367	-17,25%
01.08.19	117,7449	-0,12%	106,5275	2,44%	04.01.17	123,4512	1,59%	118,6004	6,34%
01.07.19	117,8875	-0,04%	103,9939	-1,42%	04.01.16	121,5145	0,30%	111,5324	9,90%
03.06.19	117,9288	-0,03%	105,4914	-0,08%	05.01.15	121,1543	5,58%	101,4863	20,72%
03.05.19	117,9626	-0,01%	105,5783	0,57%	03.01.14	114,7559	2,14%	84,0641	-1,67%
01.04.19	117,9759	-0,13%	104,9794	1,06%	03.01.13	112,3495	6,20%	85,4889	5,32%
01.03.19	118,1291	-0,25%	103,8772	0,32%	04.01.12	105,7880	-0,21%	81,1693	2,16%
01.02.19	118,4266	0,07%	103,5469	-0,61%	04.01.11	106,0156	10,47%	79,4541	18,48%
03.01.19	118,3439	0,10%	104,1851	0,14%	04.01.10	95,9679	7,17%	67,0635	4,25%
03.12.18	118,2313	-0,06%	104,0402	-0,27%	05.01.09	89,5436	12,27%	64,3273	18,68%
01.11.18	118,2984		104,3196		03.01.08	79,7577		54,2016	

**EUR / USD**

► 10 dana / 10 days

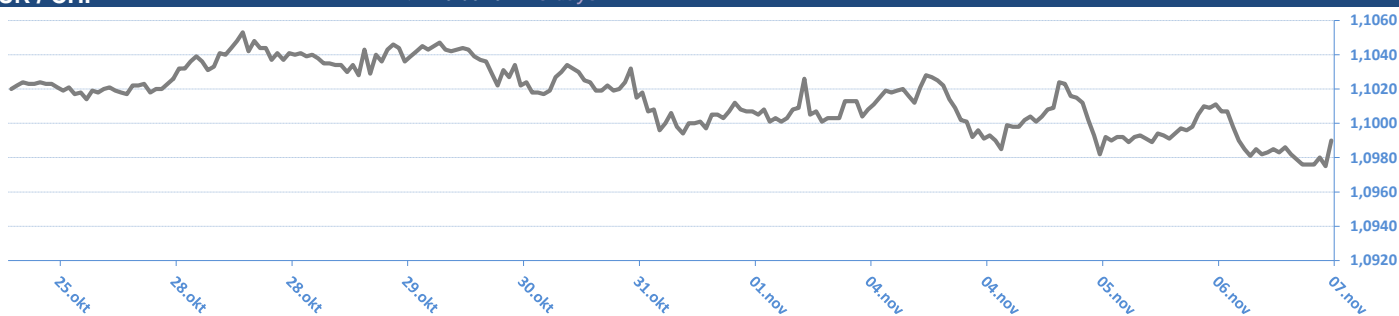


**EUR / USD**



**EUR / CHF**

► 10 dana / 10 days



**EUR / CHF**



Izvor / Source: Reuters

07.11.2019 08:26:37

**EUR / XX**

Valutni par / CCY pair	Kupovni/BID	Prodajni/ASK
EUR/USD	1,1066	1,1070
EUR/JPY	120,5700	120,6100
EUR/GBP	0,8614	0,8618
EUR/CHF	1,0996	1,0999
EUR/DKK	7,4709	7,4714
EUR/NOK	10,1297	10,1327
EUR/SEK	10,6429	10,6484
EUR/CAD	1,4584	1,4589
EUR/AUD	1,6061	1,6070
EUR/HUF	331,5700	331,9200
EUR/CZK	25,5120	25,5310
EUR/PLN	4,2640	4,2648
EUR/HRK	7,4328	7,4377
EUR/RUB	70,5100	70,5350
EUR/NZD	1,7388	1,7393

**USD / XX**

Valutni par / CCY pair	Kupovni/BID	Prodajni/ASK
USD/EUR	0,9033	0,9033
USD/JPY	108,9500	108,9600
USD/GBP	0,7783	0,7786
USD/CHF	0,9933	0,9936
USD/DKK	6,7495	6,7505
USD/NOK	9,1525	9,1555
USD/SEK	9,6171	9,6201
USD/CAD	1,3174	1,3178
USD/AUD	1,4514	1,4518
USD/HUF	299,5700	299,9800
USD/CZK	23,0530	23,0600
USD/SKK	21,5460	21,6000
USD/PLN	3,8521	3,8541
USD/HRK	6,7149	6,7200
USD/RUB	63,7175	63,7375
USD/NZD	1,5708	1,5718

\* Međunarodno devizno međubankarsko tržište / International FX Interbank Market

Izvor / Source: Reuters

**EURIBOR**

SW	-0,487
1M	-0,445
3M	-0,406
6M	-0,339
1Y	-0,269

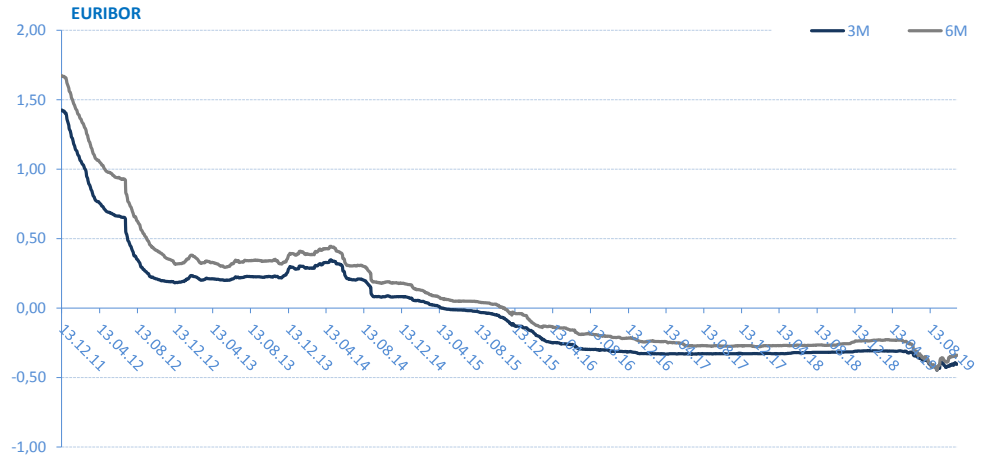
\* Izvor: Reuters; Objavljeno prethodnog radnog dana

**Kamatne stope Centralnih Banaka**

Interest rates of Central banks

CB	Kamatna stopa / Interest rate
USD	1,75
EUR	0,00
GBP	0,75
CAD	1,75
AUD	0,75
JPY	0,10

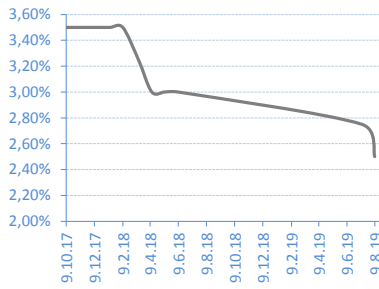
\* Izvor: Reuters; Objavljeno prethodnog radnog dana



**REFERENTNA KAMATNA STOPA NBS / NBS Key Policy Rates**

Date	Rate	Change (%)
08.08.19	2,50%	-9,09%
11.07.19	2,75%	-8,33%
08.06.18	3,00%	0,00%
10.05.18	3,00%	0,00%
12.04.18	3,00%	-7,69%
14.03.18	3,25%	-7,14%
08.02.18	3,50%	0,00%
11.01.18	3,50%	0,00%
07.12.17	3,50%	0,00%
09.11.17	3,50%	0,00%

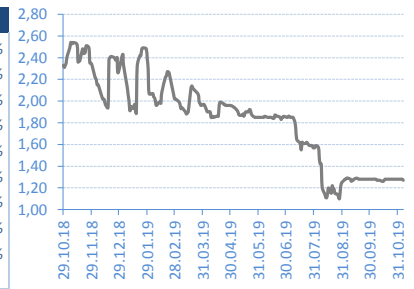
\* Izvor/Source : NBS



**BEONIA**

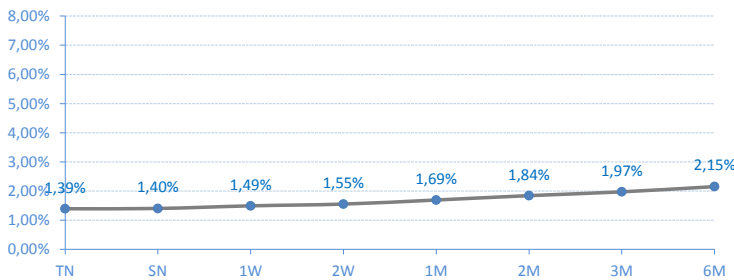
Date	Rate	Change (%)
06.11.19	1,27%	-0,78%
04.11.19	1,28%	0,00%
01.11.19	1,28%	0,00%
31.10.19	1,28%	0,00%
30.10.19	1,28%	0,00%
29.10.19	1,28%	0,00%
28.10.19	1,28%	0,00%
25.10.19	1,28%	0,00%
24.10.19	1,28%	0,00%
23.10.19	1,28%	0,00%

\* Izvor/Source : Reuters; Objavljeno prethodnog radnog dana / Published on previous working day



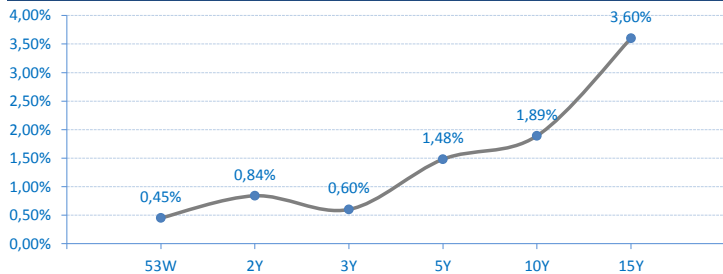
**Kamatne stope/Prinos na tržištu / Market Interest Rates**

**Belibor**



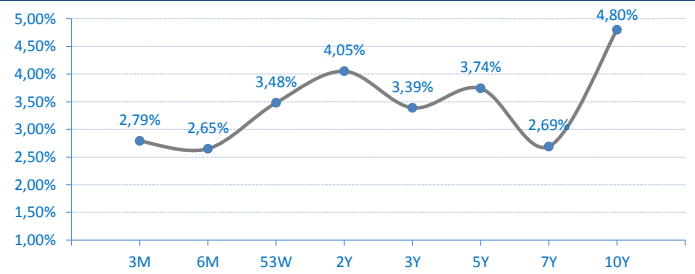
**Državne HOV Republike Srbije u Euvrima - prinosi sa poslednje aukcije**

Government bonds (EUR) of Republic of Serbia - yield on last primary auction



**Državne HOV Republike Srbije u Dinarima - prinosi sa poslednje aukcije**

Government bonds (RSD) of Republic of Serbia - yield on last primary auction



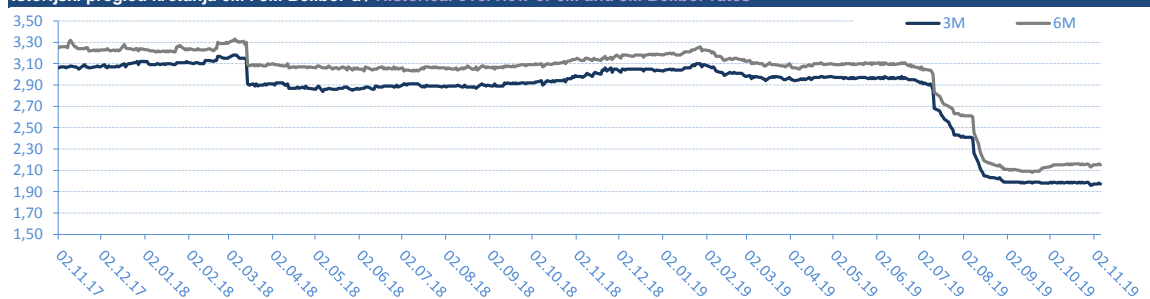
**BELIBOR**

**Trenutne stope / Current rates**

TN	1,39%
SN	1,40%
1W	1,49%
2W	1,55%
1M	1,69%
2M	1,84%
3M	1,97%
6M	2,15%

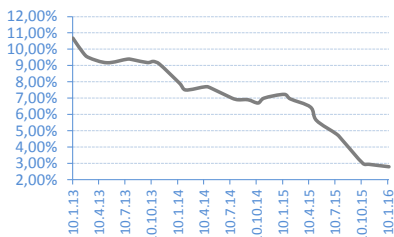
\* Izvor/Source : Reuters; Objavljeno prethodnog radnog dana / Published on previous working day

**Istorijski pregled kretanja 6M i 3M Belibor-a / Historical overview of 6M and 3M Belibor rates**



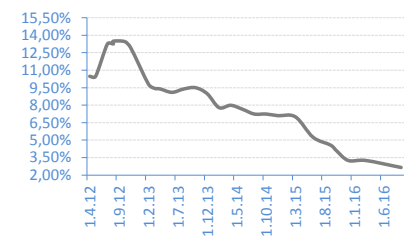
T-BILLS 3M - RSD

Date	Rate	Realisation
14.01.16	2,79%	100,00%
05.11.15	2,94%	100,00%
15.10.15	3,00%	92,18%
06.08.15	4,40%	96,26%
16.07.15	4,79%	98,47%
07.05.15	5,63%	92,92%
16.04.15	6,45%	100,00%
05.02.15	6,95%	45,05%



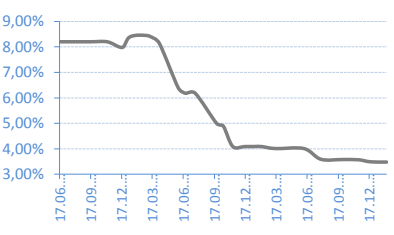
T-BILLS 6M - RSD

Date	Rate	Realisation
01.09.16	2,65%	23,03%
03.03.16	3,25%	96,46%
03.12.15	3,25%	97,22%
08.10.15	4,09%	100,00%
03.09.15	4,57%	87,90%
04.06.15	5,25%	93,30%
05.03.15	7,00%	21,33%
04.12.14	7,10%	100,00%



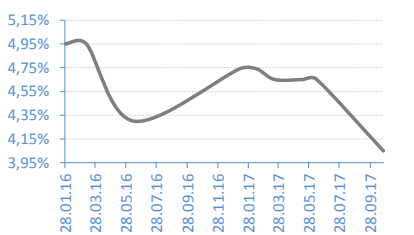
T-BILLS 53W - RSD

Date	Rate	Realisation
06.02.17	3,48%	17,91%
21.12.16	3,49%	32,22%
15.11.16	3,57%	45,64%
28.09.16	3,58%	52,92%
27.07.16	3,59%	49,07%
07.06.16	4,01%	78,06%
15.03.16	4,01%	16,73%
02.02.16	4,09%	63,42%



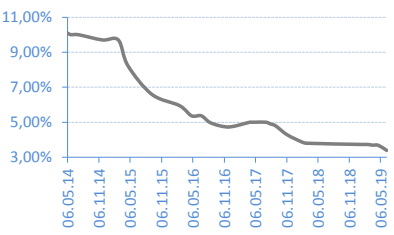
G-BONDS 2Y - RSD

Date	Rate	Realisation
24.10.17	4,05%	116,30%
13.06.17	4,65%	51,56%
16.05.17	4,65%	43,95%
21.03.17	4,65%	100,00%
13.02.17	4,74%	78,80%
10.01.17	4,74%	23,25%
13.06.16	4,30%	95,67%
10.03.16	4,95%	56,41%



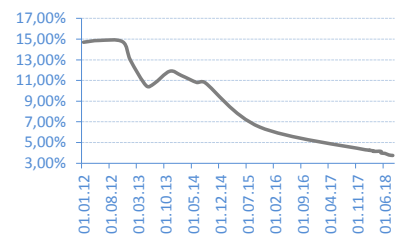
G-BONDS 3Y - RSD

Date	Rate	Realisation
11.06.19	3,39%	62,60%
23.04.19	3,68%	88,70%
19.03.19	3,69%	112,71%
20.02.19	3,73%	120,53%
15.01.19	3,73%	60,94%
28.02.18	3,80%	100,00%
30.01.18	3,88%	34,77%
06.11.17	4,29%	97,97%



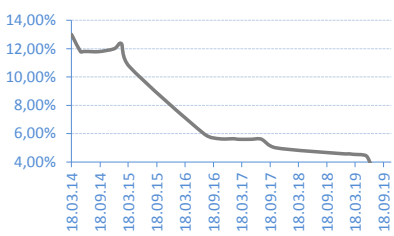
G-BONDS 5Y - RSD

Date	Rate	Realisation
11.09.18	3,74%	98,60%
14.08.18	3,75%	65,62%
17.07.18	3,80%	40,58%
05.06.18	3,95%	35,67%
22.05.18	3,99%	26,18%
08.05.18	4,15%	97,00%
24.04.18	4,15%	52,31%
10.04.18	4,15%	32,63%



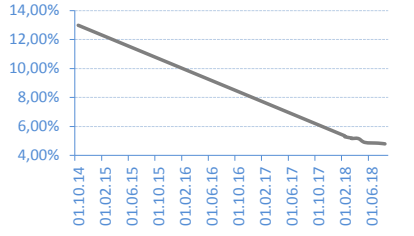
G-BONDS 7Y - RSD

Date	Rate	Realisation
05.11.19	2,69%	100,00%
01.10.19	3,40%	247,35%
03.09.19	3,40%	51,86%
06.08.19	3,50%	47,86%
09.07.19	3,59%	153,64%
04.06.19	4,37%	267,04%
07.05.19	4,50%	134,27%
10.04.19	4,52%	75,42%



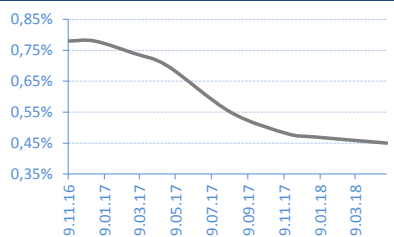
G-BONDS 10Y - RSD

Date	Rate	Realisation
07.08.18	4,80%	26,87%
10.07.18	4,85%	36,97%
15.05.18	4,90%	96,72%
03.04.18	5,17%	26,55%
20.03.18	5,17%	83,61%
06.03.18	5,20%	203,57%



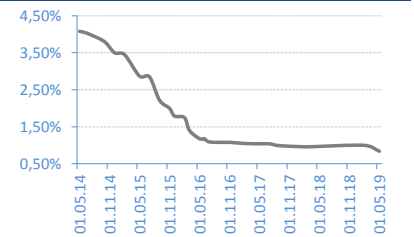
T-BILLS 53W - EUR

Date	Rate	Realisation
21.05.18	0,45%	100,00%
18.01.18	0,47%	98,00%
05.12.17	0,48%	100,00%
30.08.17	0,55%	50,00%
15.05.17	0,70%	91,30%
20.03.17	0,74%	60,00%
12.01.17	0,78%	46,20%
29.11.16	0,78%	100,00%



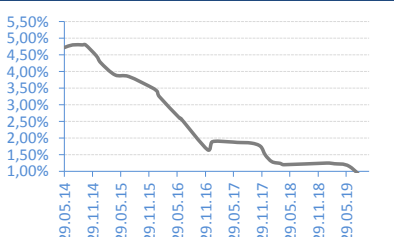
G-BONDS 2Y - EUR

Date	Rate	Realisation
27.05.19	0,84%	148,40%
19.02.19	1,00%	142,00%
22.03.18	0,96%	25,62%
01.02.18	0,96%	52,00%
14.09.17	0,99%	53,60%
12.07.17	1,04%	16,80%
23.05.17	1,04%	99,00%
14.02.17	1,05%	95,35%



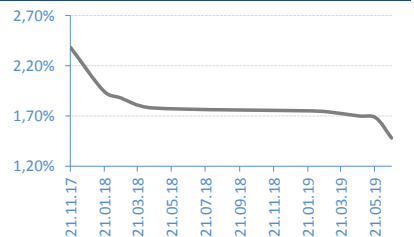
G-BONDS 3Y - EUR

Date	Rate	Realisation
23.10.19	0,60%	100,00%
18.06.19	1,15%	59,14%
12.03.19	1,23%	50,04%
23.01.19	1,25%	32,10%
20.04.18	1,20%	35,96%
28.03.18	1,24%	99,29%
02.02.18	1,29%	100,00%
21.12.17	1,49%	100,00%



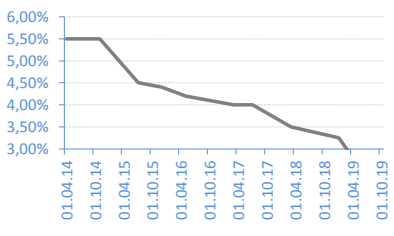
G-BONDS 5Y - EUR

Date	Rate	Realisation
20.06.19	1,48%	47,86%
23.05.19	1,68%	77,32%
22.04.19	1,70%	19,90%
27.02.19	1,74%	37,84%
29.01.19	1,75%	41,25%
16.04.18	1,78%	52,41%
19.02.18	1,88%	79,99%
19.01.18	1,95%	80,28%



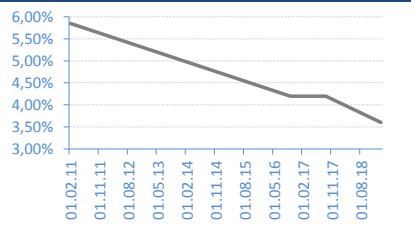
G-BONDS 10Y - EUR

Date	Rate	Realisation
09.10.19	1,89%	100,00%
16.01.19	3,25%	139,40%
26.03.18	3,50%	86,85%
13.07.17	4,00%	42,95%
15.03.17	4,00%	65,60%
25.05.16	4,20%	96,00%
04.12.15	4,40%	100,00%
28.07.15	4,50%	76,77%



G-BONDS 15Y - EUR

Date	Rate	Realisation
06.02.19	3,60%	100,00%
06.09.17	4,20%	70,13%
19.10.16	4,20%	100,00%



## AKCIJE / Shares - REGULISANO TRŽIŠTE / REGULATED MARKET

## Najtrgovanije HOV / Most Active

	Symbol	Closing price	% Change	Open	Max	Min	No of Trades	Volume	Volume RSD
Komercijalna banka a.d. Beograd	KMBN	3.279	-0,03%	3.280	3.280	3.258	9	3.184	10.441.890
Aerodrom Nikola Tesla a.d. Beograd	AERO	810	-2,76%	810	810	810	2	10.000	8.100.000
VP Dunav a.d. Backa Palanka	VPDU	24.098	-0,57%	24.100	24.100	24.000	12	132	3.181.000
NIS a.d. Novi Sad	NIIS	679	1,04%	672	680	671	34	2.498	1.694.907
Philip Morris Operations a.d. Nis	DINNPB	4.773	-0,56%	4.775	4.775	4.770	16	200	954.500

## Dobitnici / Gainers

	Symbol	Closing price	% Change	Open	Max	Min	No of Trades	Volume	Volume RSD
Jubmes banka a.d. Beograd	JMBN	6.950	6,84%	6.950	6.950	6.950	1	2	13.900
Messer Tehnogas a.d. Beograd	TGAS	12.755	1,58%	12.501	12.900	12.501	5	44	561.215
NIS a.d. Novi Sad	NIIS	679	1,04%	672	680	671	34	2.498	1.694.907
Impol Seval a.d. Sevojno	IMPL	3.350	0,60%	3.350	3.350	3.350	1	218	730.300

## Gubitnici / Decliners

	Symbol	Closing price	% Change	Open	Max	Min	No of Trades	Volume	Volume RSD
Aerodrom Nikola Tesla a.d. Beograd	AERO	810	-2,76%	810	810	810	2	10.000	8.100.000
Energoprojekt holding a.d. Beograd	ENHL	665	-2,21%	665	665	665	1	5	3.325
VP Dunav a.d. Backa Palanka	VPDU	24.098	-0,57%	24.100	24.100	24.000	12	132	3.181.000
Philip Morris Operations a.d. Nis	DINNPB	4.773	-0,56%	4.775	4.775	4.770	16	200	954.500
Komercijalna banka a.d. Beograd	KMBN	3.279	-0,03%	3.280	3.280	3.258	9	3.184	10.441.890

## AKCIJE / SHARES - MTP

## Najtrgovanije HOV / Most Active

	Symbol	Closing price	% Change	Bid (Volume)	Ask (Volume)	No of Trades	Volume	Volume RSD
Minel Rastavljac a.d. Novi Pazar	MNRS	1.099	7,12%	1099	1099	1099	1	34.558
Min Div a.d. Svrlijig	SVRL	610	0,00%	610	610	610	1	140
Putevi a.d. Uzice	PUUE	125	0,00%	125	125	125	3	83
Tehnohemija u restrukturiranju a.d. Beograd	THHM	120	-24,05%	120	120	120	1	30
Iritel a.d. Beograd	IRTL	950	7,83%	950	950	950	1	14

## Dobitnici / Gainers

	Symbol	Closing price	% Change	Bid (Volume)	Ask (Volume)	No of Trades	Volume	Volume RSD
Iritel a.d. Beograd	IRTL	950	7,83%	950	950	950	1	14
Minel Rastavljac a.d. Novi Pazar	MNRS	1.099	7,12%	1099	1099	1099	1	34.558

## Gubitnici / Decliners

	Symbol	Closing price	% Change	Bid (Volume)	Ask (Volume)	No of Trades	Volume	Volume RSD
Tehnohemija u restrukturiranju a.d. Beograd	THHM	120	-24,05%	120	120	120	1	30
Vital a.d. Vrbas	VITL	700	-6,79%	700	700	700	1	10

## Kontakt / Contacts:

## Srđan Tomašević

srđjan.tomasevic@erstebank.rs

Trgovanje / Trading

011/220 9116

## Aleksandar Zarić

aleksandar.zaric@erstebank.rs

Prodaja / Sales

011/220 9198

## Aleksandra Parčetić

aleksandra.parcetic@erstebank.rs

Brokersko poslovanje / Brokerage

011/220 9159

## Vladimir Vulević

vladimir.vulevic@erstebank.rs

Podrška i Razvoj / Support and Development

011 / 201 50 50

## Nenad Đurović

nenad.djurovic@erstebank.rs

Trgovanje / Trading

011/ 220 9115

## Dušan Stević

dusan.stevic@erstebank.rs

Prodaja / Sales

011/220 9118

## Goran Sladoje

goran.sladoje@erstebank.rs

Prodaja / Sales

011/ 220 9132

## Marija Đorđević

marija.djordjevic@erstebank.rs

Brokersko poslovanje /

Brokerage

011/220 9110

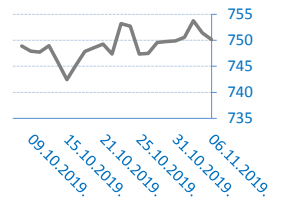
Izveštaj sačinio / Prepared by: Sektor sredstava / Treasury division

Informacije i cene iz ovog pregleda dobijene su iz izvora za koje verujemo da su pouzdani ali ne garantujemo njihovu tačnost i potpunost. Navedene informacije su važeće samo u trenutku njihovog sastavljanja a objavljuju se u ciju opšteg informisanja, pri čemu ne predstavljaju bilo kakav oblik investicionog saveta niti preporuke za investiranje niti na bilo koji način obavezuju Erste Bank ad Novi Sad u pogledu odgovornosti za štetu nastalu upotrebom informacija iz ovog pregleda.

The information and prices in this review are obtained from sources that we believe are reliable, but we do not guarantee their accuracy and completeness. The mentioned information is valid only at the time of their compilation and are published in the general information, whereby they do not represent any form of investment advice or recommendations for investing or in any way obligate Erste Bank ad Novi Sad in respect of liability for damages arising from the use of information referred to in of this review.

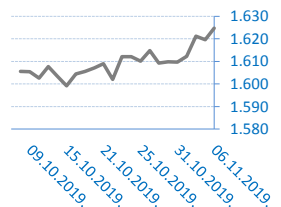
## BELEX15

Vrednost / Value	750,15
Promena / Change	-1,3
%	-0,17%



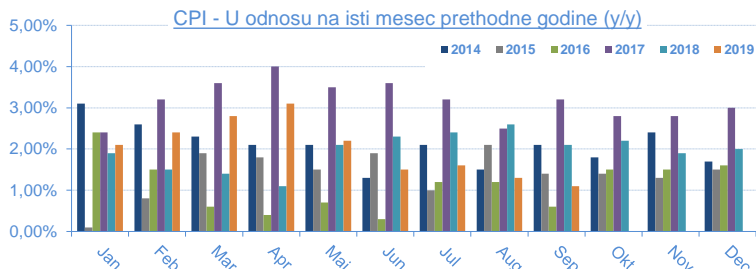
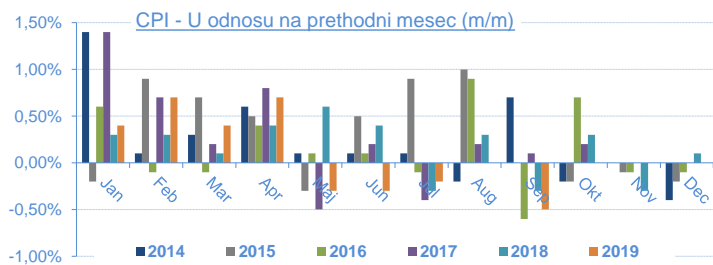
## BELEXline

Vrednost / Value	1.624,76
Promena / Change	5,05
%	0,31%



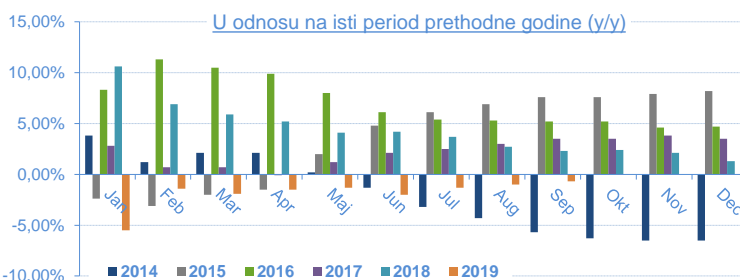
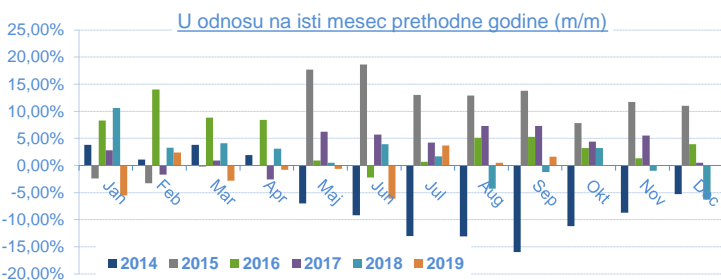
Indeks potrošačkih cena (Consumer Price Index - CPI) / 2018

	Jan	Feb	Mar	Apr	Maj	Jun	Jul	Aug	Sep	Okt	Nov	Dec
U odnosu na prethodni mesec (m/m)	0,40%	0,70%	0,40%	0,70%	-0,30%	-0,30%	-0,20%	0,00%	-0,50%			
U odnosu na isti mesec 2018. (y/y)	2,10%	2,40%	2,80%	3,10%	2,20%	1,50%	1,60%	1,30%	1,10%			
U odnosu na decembar 2018.		1,10%	1,50%	2,30%	2,00%	1,70%	1,50%	1,50%	1,00%			
Datum objavljivanja / Published date	22.02.19	12.03.19	12.04.19	13.05.19	12.06.19	12.07.19	12.08.19	12.09.19	11.10.19			



INDUSTRIJSKA PROIZVODNJA / Industrial production / 2019

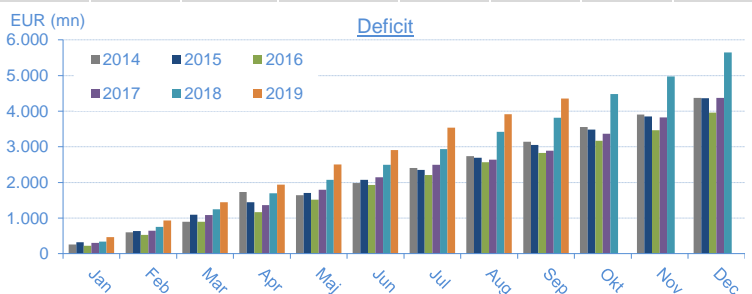
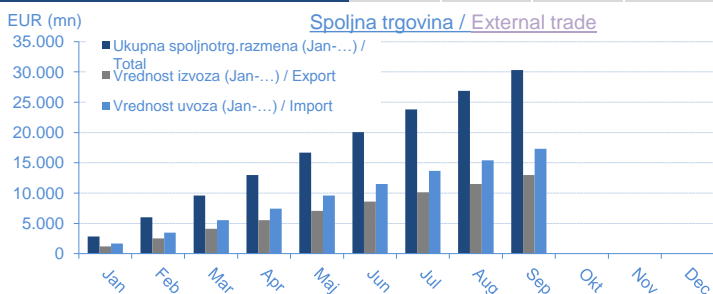
	Jan	Feb	Mar	Apr	Maj	Jun	Jul	Aug	Sep	Okt	Nov	Dec
U odnosu na isti mesec 2018 (m/m)	-5,50%	2,40%	-2,80%	-0,80%	-0,60%	-6,10%	3,70%	0,50%	1,60%			
U odnosu na isti period 2018 (jan-...) (y/y)	-5,50%	-1,40%	-1,90%	-1,50%	-1,30%	-2,00%	-1,30%	-1,00%	-0,70%			
U odnosu na prosek 2018	-12,20%	-7,40%	2,30%	-4,40%	1,10%	-2,50%	1,70%		3,80%			
Datum objavljivanja / Published date	28.02.19	29.03.19	30.04.19	31.05.19	28.06.19	31.07.19	30.08.19	30.09.19	31.10.19			



SPOLJNOTRGOVINSKA ROBNA RAZMENA / External Trade / 2019

\* u eur mln

Mesec/Month	Jan	Feb	Mar	Apr	Maj	Jun	Jul	Aug	Sep	Okt	Nov	Dec
Ukupna spoljnotrg.razmena (Jan-...) / Total	2.840,40	6.015,80	9.626,40	12.958,60	16.675,50	20.077,90	23.801,00	26.891,80	30.323,80			
Promena / Yearly change	7,80%	9,80%	8,10%	8,30%	9,70%	8,00%	9,00%	7,90%	7,90%			
Vrednost izvoza (Jan-...) / Export	1.186,90	2.539,90	4.092,80	5.510,50	7.087,40	8.584,20	10.131,20	11.488,50	12.986,20			
Promena / Yearly change	3,00%	7,10%	6,90%	7,30%	8,30%	6,70%	7,20%	6,90%	7,00%			
Vrednost uvoza (Jan-...) / Import	1.653,50	3.475,90	5.533,60	7.448,10	9.588,10	11.493,70	13.669,80	15.403,30	17.337,60			
Promena / Yearly change	11,50%	11,70%	9,00%	9,00%	10,80%	9,10%	10,40%	8,70%	8,70%			
Deficit (jan-...)	466,70	936,00	1.440,80	1.937,70	2.500,70	2.909,50	3.538,60	3.914,80	4.351,40			
Promena / Yearly change	40,90%	26,50%	15,60%	14,20%	18,80%	17,00%	20,60%	14,50%	14,10%			
Pokrivенost uvoza izvozom (Export/Import ratio)	71,80%	73,10%	74,00%	74,00%	73,90%	74,70%	74,10%	74,60%	74,9%			
Datum objavljivanja / Published date	12.03.19	29.03.19	30.04.19	31.05.19	28.06.19	31.07.19	30.08.19	30.09.19	31.10.19			



BUDŽETSKI BALANS / Budget balance

\* u rsd mln

Budžetski balans u 2018.	32.183,97
January 2019	23.620,61
February 2019	-1.429,81
March 2019	-6.363,12
April 2019	-10.322,94
May 2019	2.776,26
June 2019	13.189,82
July 2019	27.059,77
August 2019	-1.883,59
September 2019	3.248,29
October 2019	
November 2019	
December 2019	
Budžetski balans u 2019. / Total 2019	49.895,29
Planirani deficit u 2019. / Planned	-3.344,12
Ostvarenje plana / Realisation	
Datum ažuriranja / Published date	04.11.19

