ERSTE Bank
Erste bank a.d. Novi Sad

DNEVNI FINANSIJSKI PREGLED

Datum:
21.nov.18

VESTI

► ***SREDNJI KURS EUR/RSD*** *: Dinar oslabio u odnosu na evro za 0,0927 dinar, srednji kurs* ***118,3704.*** *Obim međubankarske trgovine evrom na dan 20. novembar do 12:30h iznosio je 6,1 milion evra. NBS nije intervenisala na međubankarskom tržištu (od početka godine ukupno kupila 1.805 miliona i prodala 225 miliona evra).*

► ***BEOGRADSKA BERZA: Indeksi zabeležili suprotne promene,*** *BELEX15 niži za 0,43 odsto, BELEXlajn viši za 0,30 odsto. Promet* ***manji*** *u odnosu na prethodni dan, na regulisanom tržištu najviše trgovano akcijama Galenika Fitofarmacije, NIS-a, Komercijalne banke, Energoprojekt holdinga i Jubmes banke.*

► ***Ministarstvo finansija*** *: Na prvom prevremenom otkupu trogodišnjih dinarskih obveznica Republike Srbije koje dospevaju 22.februara 2019.godine Ministarstvo finansija juče otkupili obveznice ukupne nominalne vrednosti 10 milijardi dinara.*

DEVIZNO TRŽIŠTE

EUR / RSD *(Srednji kurs)* ► *10 dana*

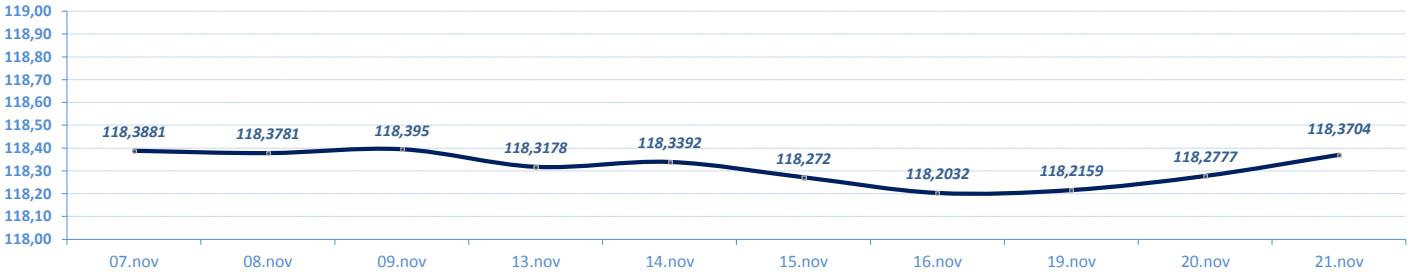

Izvor: NBS

EUR / RSD *(Srednji kurs)* ► *Jan - ….*

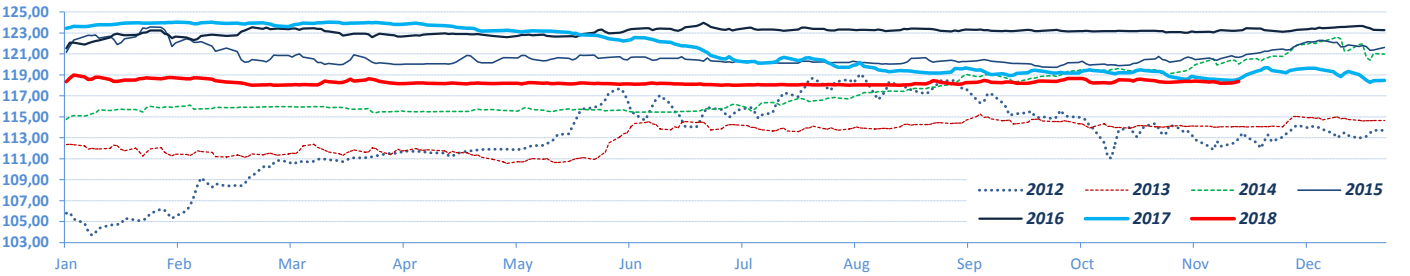

Promet na međubankarskom tržištu (kupoprodaja evra)

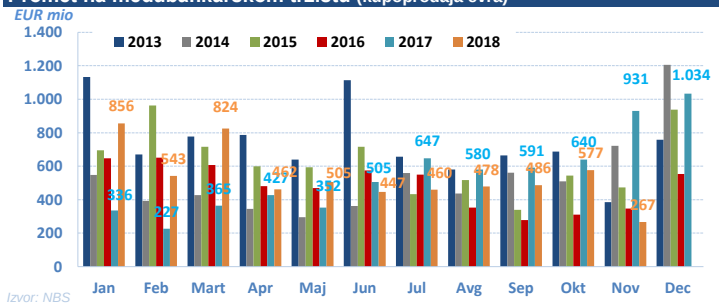

Izvor: NBS

Intervencije NBS na deviznom tržištu (Neto iznos)

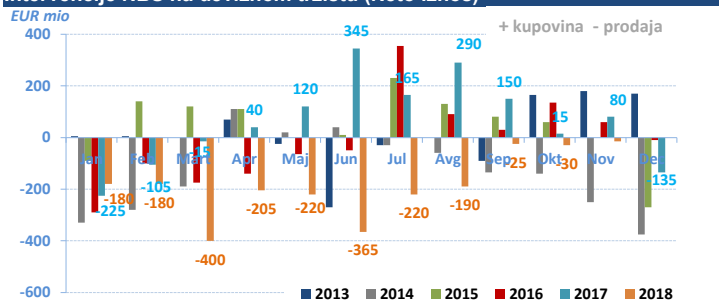

USD / RSD *(Srednji kurs)* ► *10 dana*

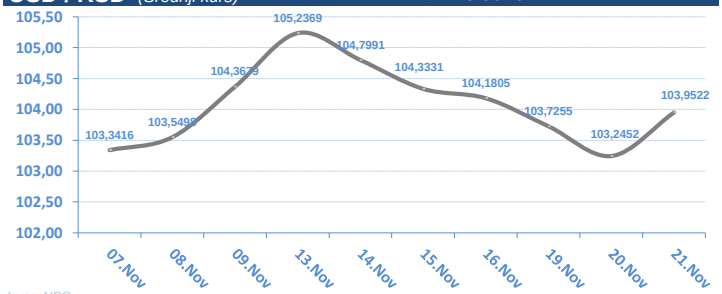

Izvor: NBS

► *Jan - ….*

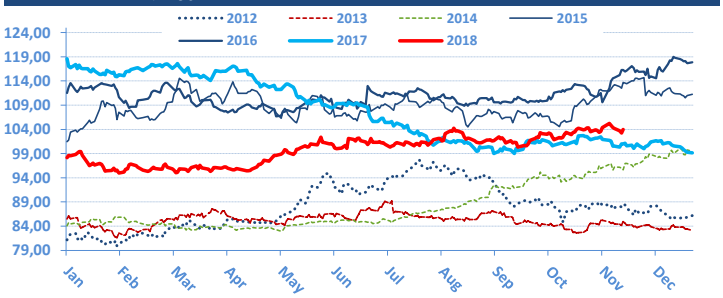

Mesečna promena	EUR/RSD	%	USD/RSD	%
01.11.18	118,2984	*-0,07%*	104,3196	*2,19%*
01.10.18	118,3868	*0,19%*	102,0840	*0,29%*
03.09.18	118,1567	*0,08%*	101,7890	*0,71%*
01.08.18	118,0618	*0,04%*	101,0717	*-0,27%*
02.07.18	118,0142	*-0,12%*	101,3432	*0,06%*
01.06.18	118,1616	*-0,02%*	101,2785	*2,74%*
03.05.18	118,1901	*-0,04%*	98,5821	*-1,41%*
02.04.18	118,2345	*0,18%*	99,9937	*3,28%*
01.03.18	118,0237	*-0,62%*	96,8201	*1,28%*
01.02.18	118,7554	*0,35%*	95,6009	*-19,22%*
03.01.18	118,3431	*-0,76%*	118,3431	*18,37%*
01.12.17	119,2516	*-0,02%*	99,9762	*-2,48%*
01.11.17	119,2716		102,5199	

Godišnja promena	EUR/RSD	%	USD/RSD	%
21.11.18	118,3704	*20,62%*	103,9522	*5,93%*
03.01.18	98,1367	*-20,51%*	98,1367	*-17,25%*
04.01.17	123,4512	*1,59%*	118,6004	*6,34%*
04.01.16	121,5145	*0,30%*	111,5324	*9,90%*
05.01.15	121,1543	*5,58%*	101,4863	*20,72%*
03.01.14	114,7559	*2,14%*	84,0641	*-1,67%*
03.01.13	112,3495	*6,20%*	85,4889	*5,32%*
04.01.12	105,7880	*-0,21%*	81,1693	*2,16%*
04.01.11	106,0156	*10,47%*	79,4541	*18,48%*
04.01.10	95,9679	*7,17%*	67,0635	*4,25%*
05.01.09	89,5436	*12,27%*	64,3273	*18,68%*
03.01.08	79,7577	*-0,05%*	54,2016	*-10,58%*
04.01.07	79,8000		60,6153	

►Inostrano *devizno tržište*

EUR / USD ► *10 dana*

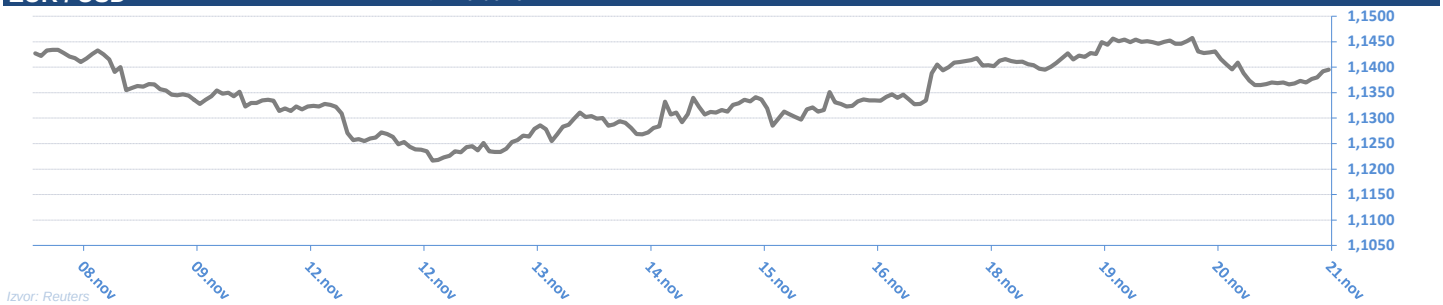

Izvor: Reuters

EUR / USD

EUR / CHF ► *10 dana*

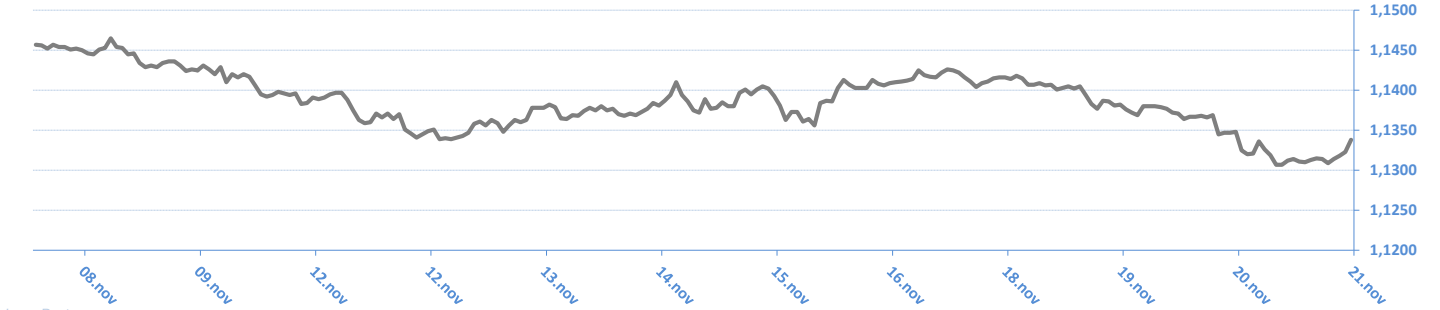

Izvor: Reuters

EUR / CHF

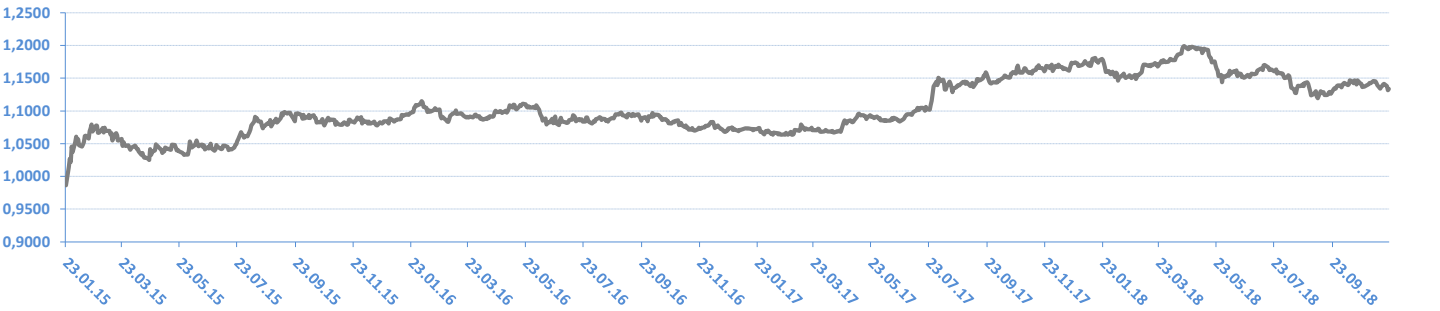

21.11.2018 ***08:35:09***

EUR / XX

Valutni par	Kupovni	Prodajni
EUR/USD	1,1398	1,1399
EUR/JPY	128,6900	128,7300
EUR/GBP	0,8892	0,8893
EUR/CHF	1,1337	1,1340
EUR/DKK	7,4628	7,4633
EUR/NOK	9,7455	9,7477
EUR/SEK	10,3320	10,3350
EUR/CAD	1,5146	1,5147
EUR/AUD	1,5742	1,5751
EUR/HUF	321,0300	321,2300
EUR/CZK	26,0170	26,0270
EUR/PLN	4,3058	4,3072
EUR/HRK	7,4270	7,4320
EUR/RUB	75,0689	75,0779
EUR/NZD	1,6715	1,6717

USD / XX

Valutni par	Kupovni	Prodajni
USD/EUR	0,8773	0,8773
USD/JPY	112,8800	112,9000
USD/GBP	0,7800	0,7803
USD/CHF	0,9947	0,9948
USD/DKK	6,5463	6,5473
USD/NOK	8,5476	8,5526
USD/SEK	9,0642	9,0672
USD/CAD	1,3286	1,3290
USD/AUD	1,3812	1,3822
USD/HUF	281,6000	281,9000
USD/CZK	22,8250	22,8350
USD/SKK	21,5460	21,6000
USD/PLN	3,7781	3,7786
USD/HRK	6,5146	6,5179
USD/RUB	65,8580	65,8670
USD/NZD	1,4661	1,4669

** Međunarodno devizno međubankarsko tržište*

Izvor: Reuters

NOVČANO TRŽIŠTE i TRŽIŠTE HOV

EURIBOR

SW	-0,376
2W	-0,372
1M	-0,369
3M	-0,316
6M	-0,257
1Y	-0,148

* Izvor: Reuters; Objavljeno prethodnog radnog dana

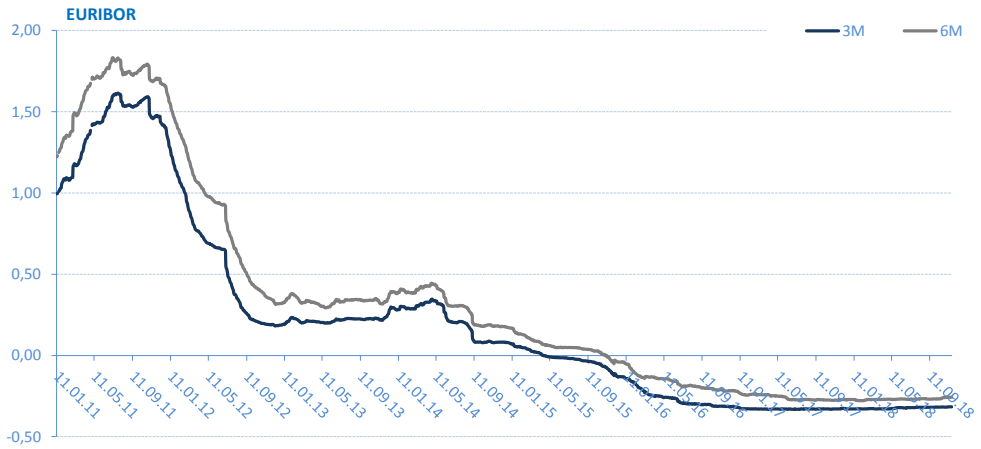

Kamatne stope Centralnih Banaka

CB	Kamatna stopa
USD	2,25
EUR	0,00
GBP	0,75
CAD	1,75
AUD	1,50
JPY	0,10

* Izvor: Reuters; Objavljeno prethodnog radnog dana

REFERENTNA KAMATNA STOPA NBS

Date	Rate	Promena (%)
08.06.18	3,00%	0,00%
10.05.18	3,00%	0,00%
12.04.18	3,00%	-7,69%
14.03.18	3,25%	-7,14%
08.02.18	3,50%	0,00%
11.01.18	3,50%	0,00%
07.12.17	3,50%	0,00%
09.11.17	3,50%	0,00%
09.10.17	3,50%	-6,67%
07.09.17	3,75%	

* Izvor: NBS

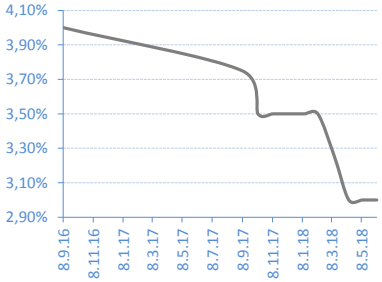

BEONIA

Date	Rate	Promena (%)
20.11.18	2,44%	-1,61%
19.11.18	2,48%	4,64%
16.11.18	2,37%	0,00%
15.11.18	2,37%	0,42%
14.11.18	2,36%	-6,35%
13.11.18	2,52%	-0,79%
09.11.18	2,54%	0,40%
08.11.18	2,53%	0,00%
07.11.18	2,53%	-0,39%
06.11.18	2,54%	

* Izvor: Reuters; Objavljeno prethodnog radnog dana

Kamatne stope/Prinos na tržištu

Belibor

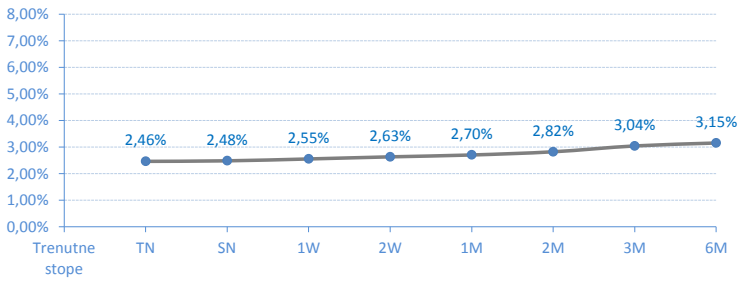

Državne HOV Republike Srbije u Dinarima - prinosi sa poslednje aukcije

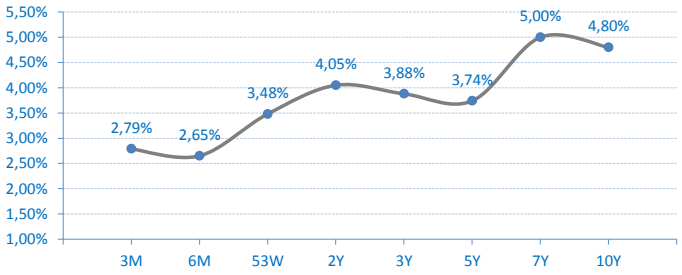

Državne HOV Republike Srbije u Evrima - prinosi sa poslednje aukcije

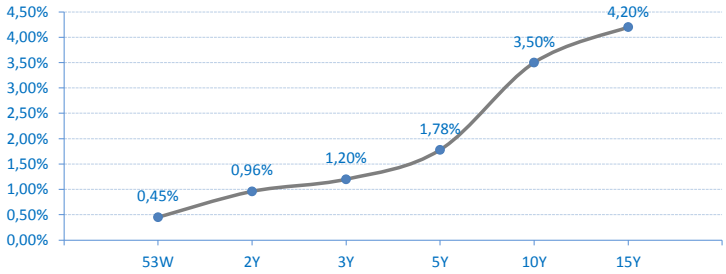

BELIBOR

Trenutne stope	
TN	2,46%
SN	2,48%
1W	2,55%
2W	2,63%
1M	2,70%
2M	2,82%
3M	3,04%
6M	3,15%

* Objavljeno prethodnog radnog dana

Istorijski pregled kretanja 6M i 3M Belibor-a

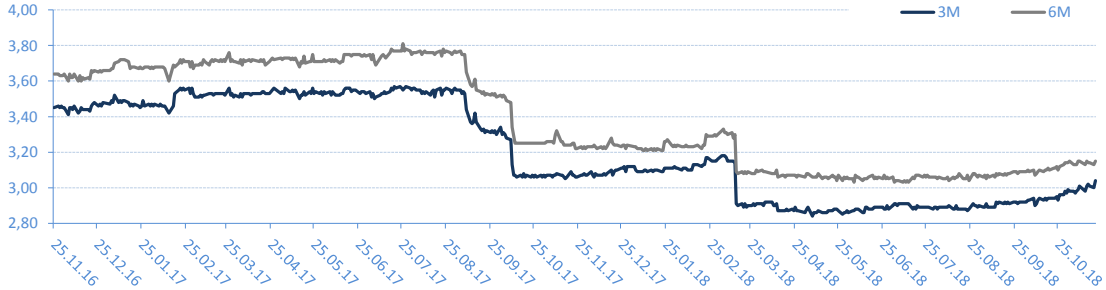

DRŽAVNE HOV Republike Srbije u Dinarima - primarna prodaja

** Izvor: MF - Trezor*

T-BILLS 3M - RSD

Datum	Stopa	Realizacija
14.01.16	2,79%	100,00%
05.11.15	2,94%	100,00%
15.10.15	3,00%	92,18%
06.08.15	4,40%	96,26%
16.07.15	4,79%	98,47%
07.05.15	5,63%	92,92%
16.04.15	6,45%	100,00%
05.02.15	6,95%	45,05%

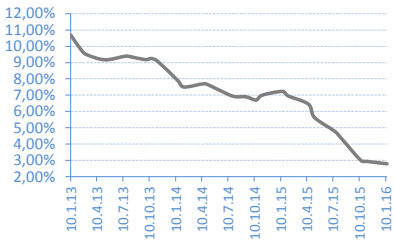

T-BILLS 6M - RSD

Datum	Stopa	Realizacija
01.09.16	2,65%	23,03%
03.03.16	3,25%	96,46%
03.12.15	3,25%	97,22%
08.10.15	4,09%	100,00%
03.09.15	4,57%	87,90%
04.06.15	5,25%	93,30%
05.03.15	7,00%	21,33%
04.12.14	7,10%	100,00%

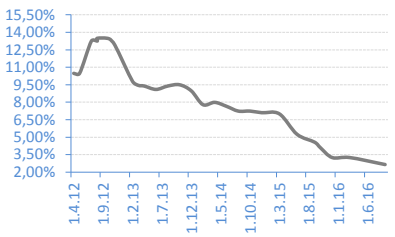

T-BILLS 53W - RSD

Datum	Stopa	Realizacija
06.02.17	3,48%	17,91%
21.12.16	3,49%	32,22%
15.11.16	3,57%	45,64%
28.09.16	3,58%	52,92%
27.07.16	3,59%	49,07%
07.06.16	4,01%	78,06%
15.03.16	4,01%	16,73%
02.02.16	4,09%	63,42%

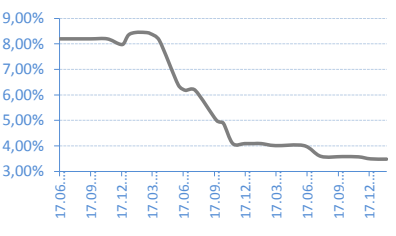

G-BONDS 2Y - RSD

Datum	Stopa	Realizacija
24.10.17	4,05%	116,30%
13.06.17	4,65%	51,56%
16.05.17	4,65%	43,95%
21.03.17	4,65%	100,00%
13.02.17	4,74%	78,80%
10.01.17	4,74%	23,25%
13.06.16	4,30%	95,67%
10.03.16	4,95%	56,41%

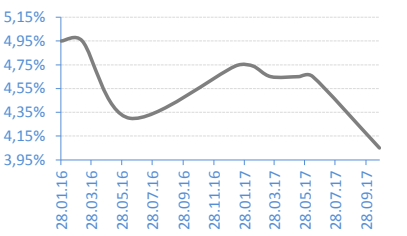

G-BONDS 3Y - RSD

Datum	Stopa	Realizacija
30.01.18	3,88%	34,77%
06.11.17	4,29%	97,97%
31.08.17	4,80%	100,00%
02.08.17	4,90%	81,63%
06.07.17	5,00%	50,54%
04.05.17	5,00%	39,44%
11.04.17	5,00%	96,73%
03.04.17	5,00%	100,00%

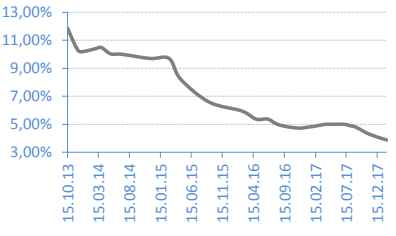

G-BONDS 5Y - RSD

Datum	Stopa	Realizacija
11.09.18	3,74%	98,60%
14.08.18	3,75%	65,62%
17.07.18	3,80%	40,58%
05.06.18	3,95%	35,67%
22.05.18	3,99%	26,18%
08.05.18	4,15%	97,00%
24.04.18	4,15%	52,31%
10.04.18	4,15%	32,63%

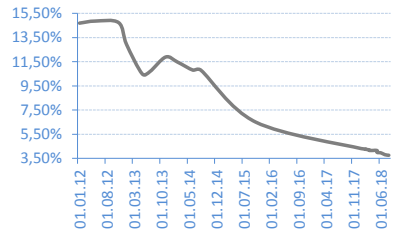

G-BONDS 7Y - RSD

Datum	Stopa	Realizacija
23.10.17	5,00%	100,00%
25.07.17	5,60%	37,14%
17.05.17	5,60%	43,41%
23.02.17	5,60%	22,35%
26.01.17	5,64%	37,50%
25.10.16	5,64%	93,74%
19.07.16	5,98%	94,41%
24.03.15	10,75%	100,00%

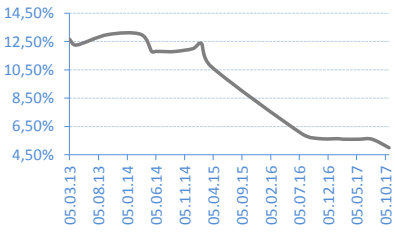

G-BONDS 10Y - RSD

Datum	Stopa	Realizacija
07.08.18	4,80%	26,87%
10.07.18	4,85%	36,97%
15.05.18	4,90%	96,72%
03.04.18	5,17%	26,55%
20.03.18	5,17%	83,61%
06.03.18	5,20%	203,57%

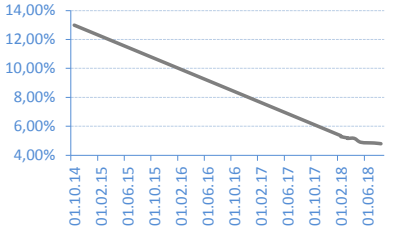

DRŽAVNE HOV Republike Srbije u Evrima - primarna prodaja

** Izvor: MF - Trezor*

T-BILLS 53W - EUR

Datum	Stopa	Realizacija
21.05.18	0,45%	100,00%
18.01.18	0,47%	98,00%
05.12.17	0,48%	100,00%
30.08.17	0,55%	50,00%
15.05.17	0,70%	91,30%
20.03.17	0,74%	60,00%
12.01.17	0,78%	46,20%
29.11.16	0,78%	100,00%

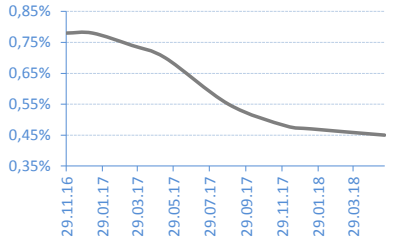

G-BONDS 2Y - EUR

Datum	Stopa	Realizacija
22.03.18	0,96%	25,62%
01.02.18	0,96%	52,00%
14.09.17	0,99%	53,60%
12.07.17	1,04%	16,80%
23.05.17	1,04%	99,00%
14.02.17	1,05%	95,35%
06.12.16	1,07%	66,00%
04.11.16	1,08%	23,00%

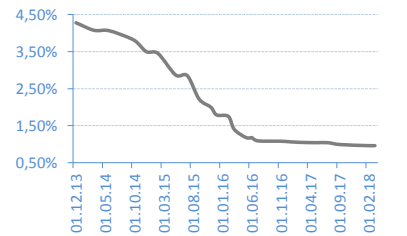

G-BONDS 3Y - EUR

Datum	Stopa	Realizacija
20.04.18	1,20%	35,96%
28.03.18	1,24%	99,29%
02.02.18	1,29%	100,00%
21.12.17	1,49%	100,00%
20.11.17	1,75%	49,70%
21.09.17	1,85%	100,00%
21.06.17	1,87%	63,17%
24.04.17	1,89%	100,00%

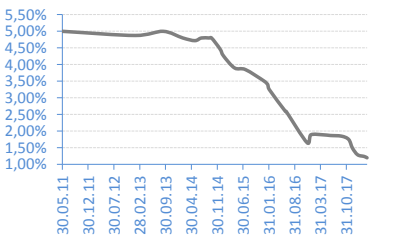

G-BONDS 5Y - EUR

Datum	Stopa	Realizacija
16.04.18	1,78%	52,41%
19.02.18	1,88%	79,99%
19.01.18	1,95%	80,28%
21.11.17	2,38%	100,00%
20.07.17	2,69%	100,00%
31.05.17	2,69%	100,00%
21.02.17	2,69%	98,40%
08.09.16	2,90%	100,00%

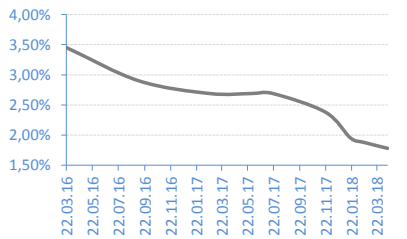

G-BONDS 10Y - EUR

Datum	Stopa	Realizacija
26.03.18	3,50%	86,85%
13.07.17	4,00%	42,95%
15.03.17	4,00%	65,60%
25.05.16	4,20%	96,00%
04.12.15	4,40%	100,00%
28.07.15	4,50%	76,77%
19.11.14	5,50%	100,00%
04.06.14	5,50%	59,18%

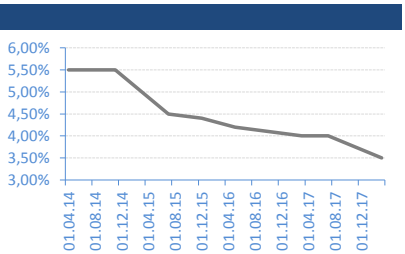

G-BONDS 15Y - EUR

Datum	Stopa	Realizacija
06.09.17	4,20%	70,13%
19.10.16	4,20%	100,00%
14.02.11	5,85%	48,68%

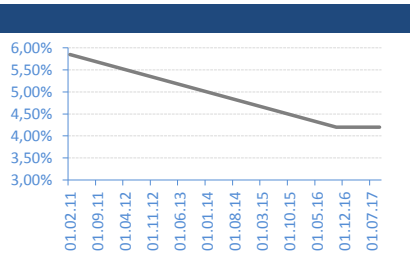

BEOGRADSKA BERZA

** izvor: Beogradska berza*

Dnevni podaci za prethodni radni dan

**zvanični podaci za navedeni dan objavljuju se u 14:45h*

AKCIJE - REGULISANO TRŽIŠTE

Najtrgovanije HOV

	Simbol	Cena	% Promena	Open	Max	Min	Broj trans	Obim	Promet RSD
Galenika Fitofarmacija a.d. Zemun	FITO	2.800	0,00%	2.800	2.800	2.800	1	8.000	22.400.000
NIS a.d. Novi Sad	NIIS	683	-0,44%	684	685	680	34	16.244	11.101.360
Komercijalna banka a.d. Beograd	KMBN	2.100	-1,45%	2.100	2.100	2.100	3	5.150	10.815.000
Energoprojekt holding a.d. Beograd	ENHL	650	-0,15%	651	651	650	2	4.813	3.128.711
Jubmes banka a.d. Beograd	JMBN	9.171	5,41%	8.700	9.500	8.700	4	241	2.210.220

Dobitnici

	Simbol	Cena	% Promena	Open	Max	Min	Broj trans	Obim	Promet RSD
Jubmes banka a.d. Beograd	JMBN	9.171	5,41%	8.700	9.500	8.700	4	241	2.210.220
Dunav osiguranje a.d. Beograd	DNOS	1.250	2,46%	1.250	1.250	1.250	3	164	205.000
#N/A	FINT	505	1,00%	505	506	505	5	440	222.300
Messer Tehnogas a.d. Beograd	TGAS	10.800	0,47%	10.800	10.800	10.800	2	15	162.000

Gubitnici

	Simbol	Cena	% Promena	Open	Max	Min	Broj trans	Obim	Promet RSD
Philip Morris Operations a.d. Nis	DINNPB	3.413	-1,93%	3.429	3.429	3.411	2	30	102.384
Komercijalna banka a.d. Beograd	KMBN	2.100	-1,45%	2.100	2.100	2.100	3	5.150	10.815.000
NIS a.d. Novi Sad	NIIS	683	-0,44%	684	685	680	34	16.244	11.101.360
Aerodrom Nikola Tesla a.d. Beograd	AERO	1.701	-0,23%	1.695	1.705	1.695	39	40	67.978
Energoprojekt holding a.d. Beograd	ENHL	650	-0,15%	651	651	650	2	4.813	3.128.711

AKCIJE - MTP

Najtrgovanije HOV

	Simbol	Cena	% Promena	Ponuda	Tražnja	Broj	Obim	Promet RSD
Gosa montaza a.d. Velika Plana	GMON	1.800	0,00%	933	201	2	90	162.000
Geosonda - Fundiranje a.d. Beograd	GSFD	525	50,00%	161	542	3	161	84.525
Min Div a.d. Svrljig	SVRL	622	0,00%	635	482	3	89	55.358
Tehnohemija u restrukturiranju a.d. Beograd	THHM	235	0,00%	248	200	1	200	47.000

Dobitnici

	Simbol	Cena	% Promena	Ponuda	Tražnja	Broj	Obim	Promet RSD
Geosonda - Fundiranje a.d. Beograd	GSFD	525	50,00%	161	542	3	161	84.525

Gubitnici

	Simbol	Cena	% Promena	Ponuda	Tražnja	Broj	Obim	Promet RSD

BELEX15	
Vrednost	741,69
Promena	-3,18
%	-0,43%

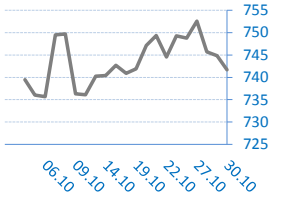

BELEXline	
Vrednost	1.542,99
Promena	4,67
%	0,30%

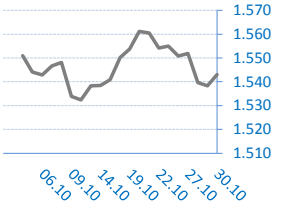

Kontakti:

Srđan Tomašević
srdjan.tomasevic@erstebank.rs
Devizno tržište
011/220 9116

Dušan Stević
dusan.stevic@erstebank.rs
Devizno tržište
011/220 9118

Danijela Stojanović
danijela.stojanovic@erstebank.rs
Devizno tržište
011/ 220 9132

Nenad Đurović
nenad.djurovic@erstebank.rs
Novčano tržište
011/ 220 9115

Aleksandar Zarić
aleksandar.zaric@erstebank.rs
Devizno tržište
011/220 9198

Aleksandra Parčetić
aleksandra.parcetic@erstebank.rs
Brokersko poslovanje - Hartije od vrednosti
011/220 9159

Marija Đorđević
marija.djordjevic@erstebank.rs
Brokersko poslovanje - Hartije od vrednosti
011/220 9110

Nebojša Milović
nebojsa.milovic@erstebank.rs
Brokersko poslovanje - Hartije od vrednosti
011/220 9181

Izveštaj sačinio Sektor sredstava / Odeljenje Middle office

Informacije i cene iz ovog pregleda dobijene su iz izvora za koje verujemo da su pouzdani ali ne garantujemo njihovu tačnost i potpunost. Navedene informacije su važeće samo u trenutku njihovog sastavljanja a objavljuju se u ciju opšteg informisanja, pri čemu ne predstavljaju bilo kakav oblik investicionog saveta niti preporuke za investiranje niti na bilo koji način obavezuju Erste Bank ad Novi Sad u pogledu odgovornosti za štetu nastalu upotrebom informacija iz ovog pregleda.

MAKROEKONOMSKI POKAZATELJI

Izvor: Republički zavod za statistiku; Ministarstvo finansija Republike Srbije

Indeks potrošačkih cena *(Consumer Price Index - CPI) / 2018*

	Jan	Feb	Mar	Apr	Maj	Jun	Jul	Aug	Sep	Okt	Nov	Dec
U odnosu na prethodni mesec	0,30%	0,30%	0,10%	0,40%	0,60%	0,40%	-0,30%	0,30%	-0,30%	0,30%		
U odnosu na isti mesec 2017.	1,90%	1,50%	1,40%	1,10%	2,10%	2,30%	2,40%	2,60%	2,10%	2,20%		
U odnosu na decembar 2017.		0,70%	0,80%	1,20%	1,80%	2,20%	1,90%	2,20%	1,90%	2,20%		
Datum objavljivanja	*23.02.18*	*12.03.18*	*12.04.18*	*11.05.18*	*12.06.18*	*12.07.18*	*13.08.18*	*12.09.18*	*12.10.18*	*13.11.18*		

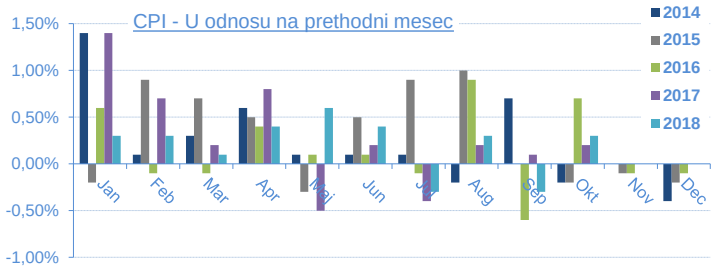

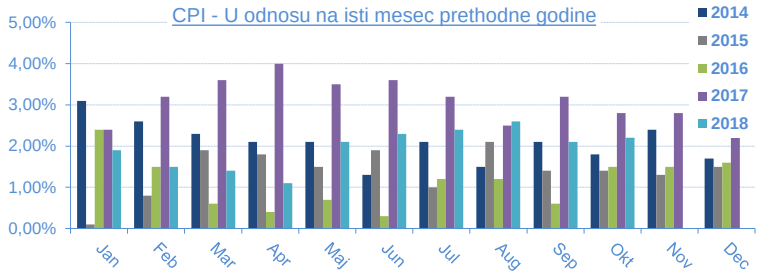

INDUSTRIJSKA PROIZVODNJA / 2018

	Jan	Feb	Mar	Apr	Maj	Jun	Jul	Aug	Sep	Okt	Nov	Dec
U odnosu na isti mesec 2017	10,60%	3,30%	4,10%	3,10%	0,50%	3,90%	1,70%	-4,30%	-1,20%			
U odnosu na isti period 2017 (jan-…)	10,60%	6,90%	5,90%	5,20%	4,10%	4,20%	3,70%	2,70%	2,30%			
U odnosu na prosek 2017	-6,00%		6,80%		2,90%	5,60%			3,50%			
Datum objavljivanja	*28.02.18*	*30.03.18*	*30.04.18*	*31.05.18*	*29.06.18*	*31.07.18*	*31.08.18*	*28.09.18*	*31.10.18*			

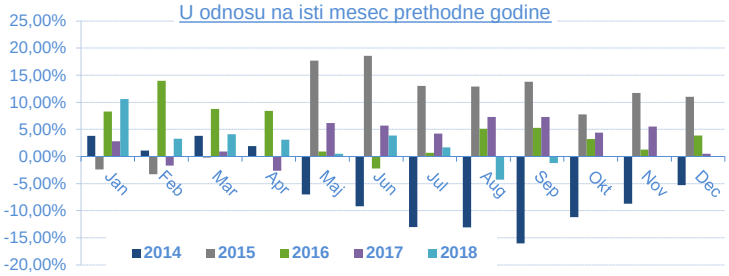

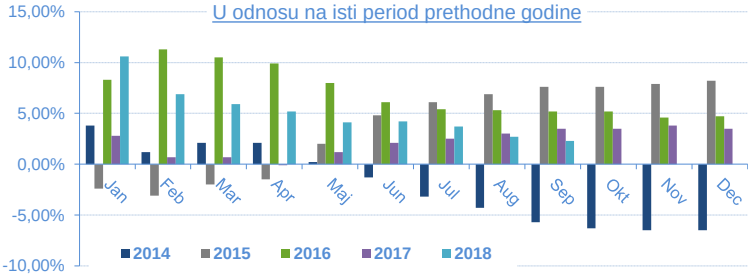

SPOLJNOTRGOVINSKA ROBNA RAZMENA / 2018

* u eur mln

Mesec	Jan	Feb	Mar	Apr	Maj	Jun	Jul	Aug	Sep	Okt	Nov	Dec
Ukupna spoljnotrg.razmena (Jan-…)	2.623,00	5.483,90	8.885,60	11.950,40	15.143,60	18.560,00	21.821,50	24.883,20	28.062,40			
Promena (u odnosu na isti period 2017.)	*21,60%*	*15,50%*	*10,70%*	*10,90%*	*9,30%*	*9,90%*	*10,80%*	*11,00%*	*10,50%*			
Vrednost izvoza (Jan-…)	1.143,30	2.367,50	3.821,00	5.126,40	6.535,00	8.033,00	9.442,10	10.730,30	12.122,00			
Promena (u odnosu na isti period 2017.)	*21,60%*	*13,80%*	*8,70%*	*7,50%*	*7,10%*	*7,60%*	*8,50%*	*8,50%*	*7,74%*			
Vrednost uvoza (Jan-…)	1.479,70	3.116,40	5.064,60	6.824,00	8.608,60	10.527,00	12.379,40	14.152,90	15.940,40			
Promena (u odnosu na isti period 2017.)	*21,60%*	*16,80%*	*12,30%*	*13,50%*	*11,10%*	*11,70%*	*12,70%*	*13,00%*	*12,80%*			
Deficit (jan-…)	336,40	748,90	1.243,60	1.697,60	2.073,60	2.494,00	2.937,30	3.422,60	3.818,40			
Promena (u odnosu na isti period 2017.)	*21,80%*	*27,70%*	*25,40%*	*36,20%*	*26,20%*	*27,20%*	*28,50%*	*30,00%*	*32,50%*			
Pokrivenost uvoza izvozom	77,30%	76,00%	75,40%	75,10%	75,90%	76,30%	76,20%	75,80%	76,0%			
Datum objavljivanja	*12.03.18*	*30.03.18*	*30.04.18*	*31.05.18*	*29.06.18*	*31.07.18*	*31.08.18*	*28.09.18*	*31.10.18*			

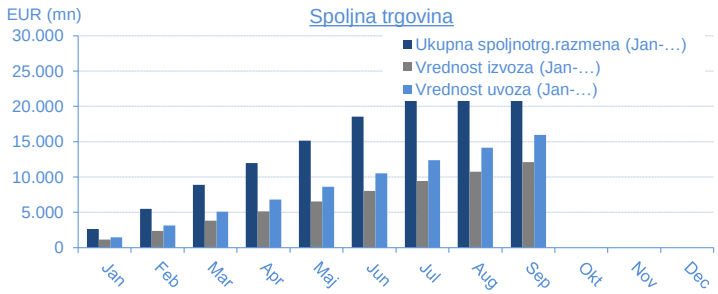

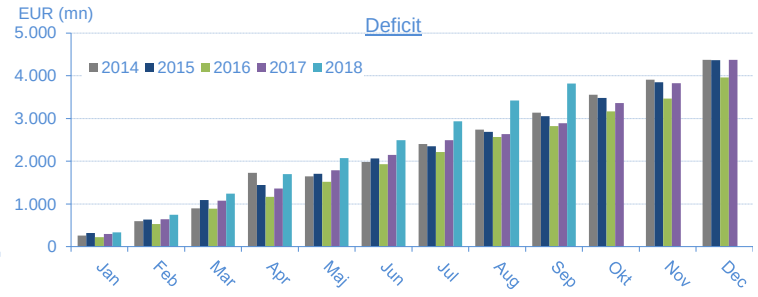

BUDŽETSKI DEFICIT

* u rsd mln
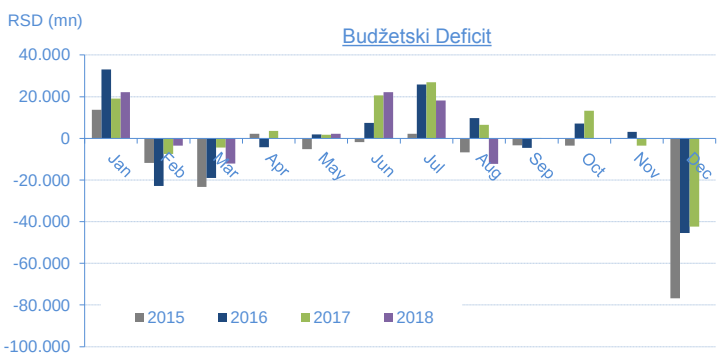
Budžetski deficit u 2017.	33.913,94
January 2018	22.115,64
February 2018	-3.577,50
March 2018	-12.067,45
April 2018	91,30
May 2018	2.227,41
June 2018	22.132,51
July 2018	18.194,79
August 2018	-12.304,60
September 2018	
October 2018	
November 2018	
December 2018	
Budžetski deficit u 2018.	36.812,10
Planirani deficit u 2018.	-28.400,00
Ostvarenje plana	
Datum ažuriranja	*23.10.18*