ERSTE Bank
Erste bank a.d. Novi Sad

DNEVNI FINANSIJSKI PREGLED

Datum:
19.mar.18

VESTI

► ***SREDNJI KURS EUR/RSD*** *: Dinar ojačao u odnosu na evro za 0,0979 dinara, srednji kurs* ***118,2599.*** *Obim međubankarske trgovine evrom na dan 16.mart do 12:30h iznosio je 11,7 miliona evra. NBS nije intervenisala na međubankarskom tržištu (od početka godine ukupno kupila 525 miliona i prodala 180 miliona evra).*

► ***BEOGRADSKA BERZA: Indeksi zabeležili rast vrednosti,*** *BELEX15 veći 0,52 odsto, BELEXlajn za 0,57 odsto.* ***Promet manji*** *u odnosu na prethodni dan, na regulisanom tržištu najviše trgovano akcijama Metalca, NIS-a, Komercijalne banke, Aerodroma Nikola Tesla i Galenika Fitofarmacije.*

DEVIZNO TRŽIŠTE

EUR / RSD *(Srednji kurs)* ► *10 dana*

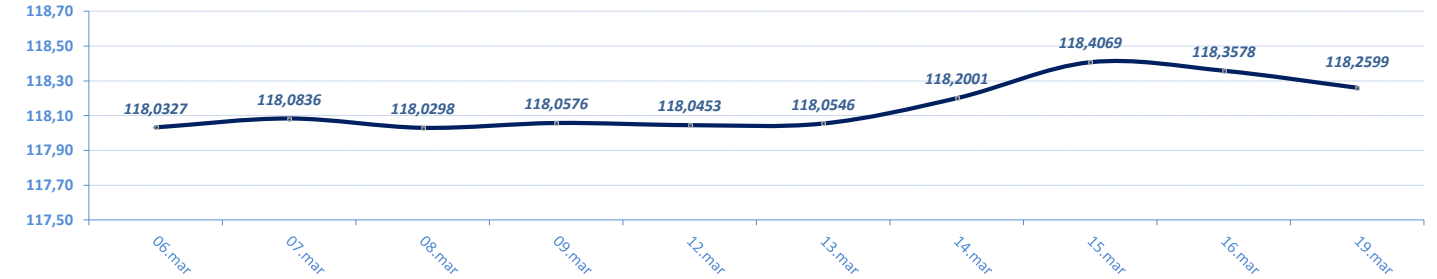

Izvor: NBS

EUR / RSD *(Srednji kurs)* ► *Jan - ….*

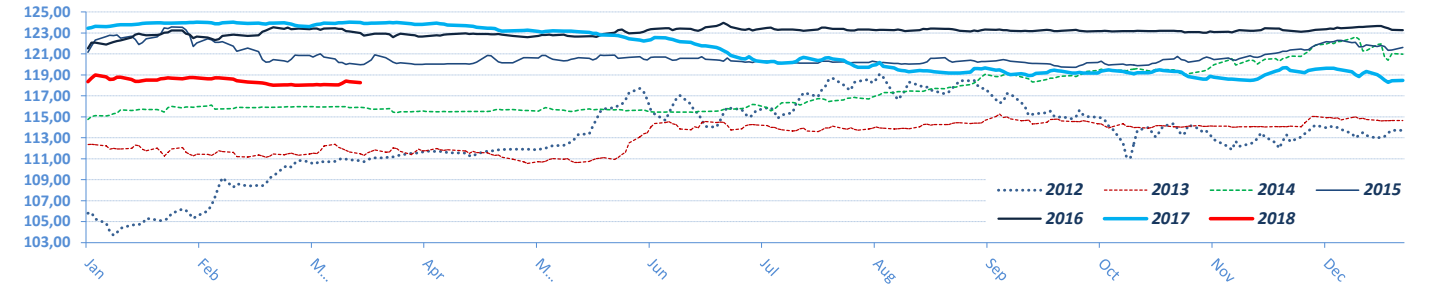

Promet na međubankarskom tržištu (kupoprodaja evra)

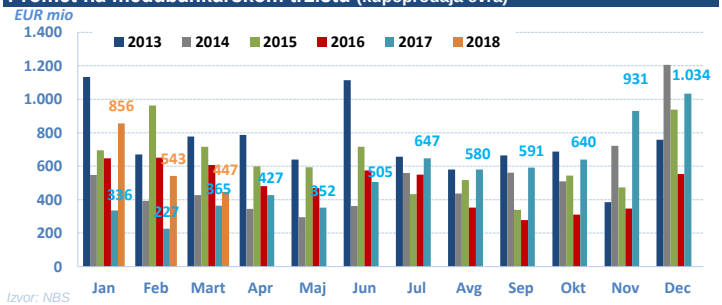

Izvor: NBS

Intervencije NBS na deviznom tržištu (Neto iznos)

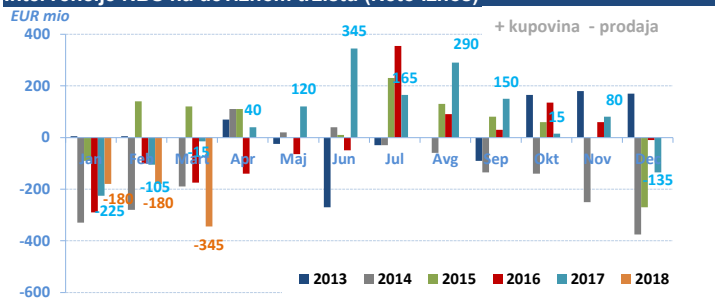

USD / RSD *(Srednji kurs)* ► *10 dana*

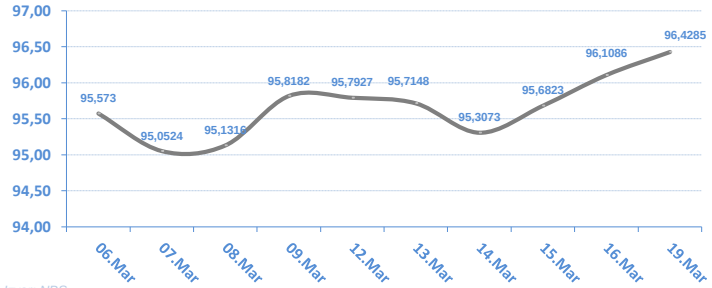

Izvor: NBS

► *Jan - ….*

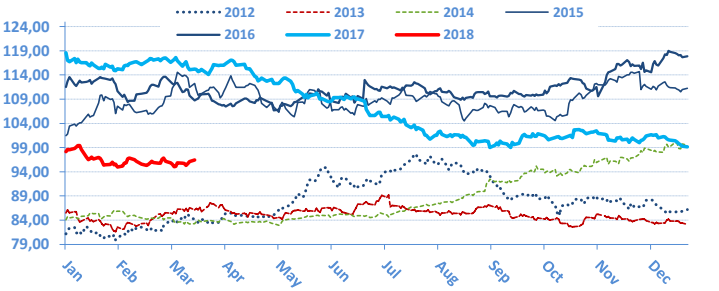

Mesečna promena	EUR/RSD	%	USD/RSD	%
01.03.18	118,0237	*-0,62%*	96,8201	*1,28%*
01.02.18	118,7554	*0,35%*	95,6009	*-19,22%*
03.01.18	118,3431	*-0,76%*	118,3431	*18,37%*
01.12.17	119,2516	*-0,02%*	99,9762	*-2,48%*
01.11.17	119,2716	*0,08%*	102,5199	*1,31%*
02.10.17	119,1760	*0,01%*	101,1939	*1,01%*
01.09.17	119,1681	*-0,84%*	100,1834	*-1,35%*
01.08.17	120,1830	*-0,30%*	101,5574	*-3,85%*
03.07.17	120,5452	*-1,65%*	105,6210	*-3,12%*
01.06.17	122,5722	*-0,50%*	109,0209	*-3,24%*
03.05.17	123,1888	*-0,56%*	112,6658	*-2,84%*
03.04.17	123,8850	*0,03%*	115,9646	*-1,13%*
01.03.17	123,8434		117,2871	

Godišnja promena	EUR/RSD	%	USD/RSD	%
19.03.18	118,2599	*20,51%*	96,4285	*-1,74%*
03.01.18	98,1367	*-20,51%*	98,1367	*-17,25%*
04.01.17	123,4512	*1,59%*	118,6004	*6,34%*
04.01.16	121,5145	*0,30%*	111,5324	*9,90%*
05.01.15	121,1543	*5,58%*	101,4863	*20,72%*
03.01.14	114,7559	*2,14%*	84,0641	*-1,67%*
03.01.13	112,3495	*6,20%*	85,4889	*5,32%*
04.01.12	105,7880	*-0,21%*	81,1693	*2,16%*
04.01.11	106,0156	*10,47%*	79,4541	*18,48%*
04.01.10	95,9679	*7,17%*	67,0635	*4,25%*
05.01.09	89,5436	*12,27%*	64,3273	*18,68%*
03.01.08	79,7577	*-0,05%*	54,2016	*-10,58%*
04.01.07	79,8000		60,6153	

►Inostrano *devizno tržište*

EUR / USD ► *10 dana*

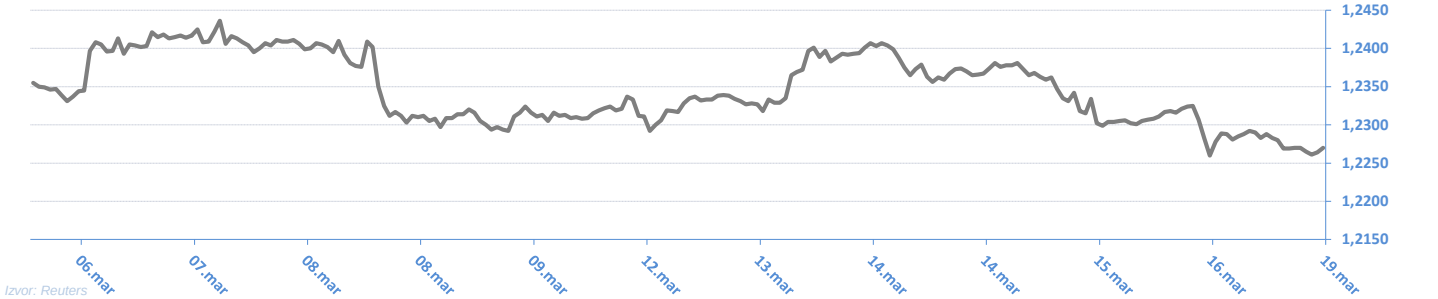

Izvor: Reuters

EUR / USD

EUR / CHF ► *10 dana*

Izvor: Reuters

EUR / CHF

19.03.2018 ***08:42:54***

EUR / XX

Valutni par	Kupovni	Prodajni
EUR/USD	1,2270	1,2273
EUR/JPY	129,7900	129,8400
EUR/GBP	0,8808	0,8812
EUR/CHF	1,1706	1,1711
EUR/DKK	7,4483	7,4486
EUR/NOK	9,4857	9,4884
EUR/SEK	10,0708	10,0729
EUR/CAD	1,6085	1,6090
EUR/AUD	1,5933	1,5936
EUR/HUF	310,9800	311,0800
EUR/CZK	25,4300	25,4400
EUR/PLN	4,2180	4,2196
EUR/HRK	7,4285	7,4335
EUR/RUB	70,5932	70,6199
EUR/NZD	1,7026	1,7028

USD / XX

Valutni par	Kupovni	Prodajni
USD/EUR	0,8148	0,8148
USD/JPY	105,7600	105,7900
USD/GBP	0,7178	0,7180
USD/CHF	0,9540	0,9544
USD/DKK	6,0693	6,0703
USD/NOK	7,7291	7,7331
USD/SEK	8,2056	8,2096
USD/CAD	1,3109	1,3115
USD/AUD	1,2984	1,2987
USD/HUF	253,2600	253,6600
USD/CZK	20,7190	20,7340
USD/SKK	21,5460	21,6000
USD/PLN	3,4381	3,4396
USD/HRK	6,0544	6,0574
USD/RUB	57,5225	57,5525
USD/NZD	1,3873	1,3875

** Međunarodno devizno međubankarsko tržište*

Izvor: Reuters

NOVČANO TRŽIŠTE i TRŽIŠTE HOV

EURIBOR

SW	-0,378
2W	-0,373
1M	-0,370
3M	-0,328
6M	-0,272
1Y	-0,192

* Izvor: Reuters; Objavljeno prethodnog radnog dana

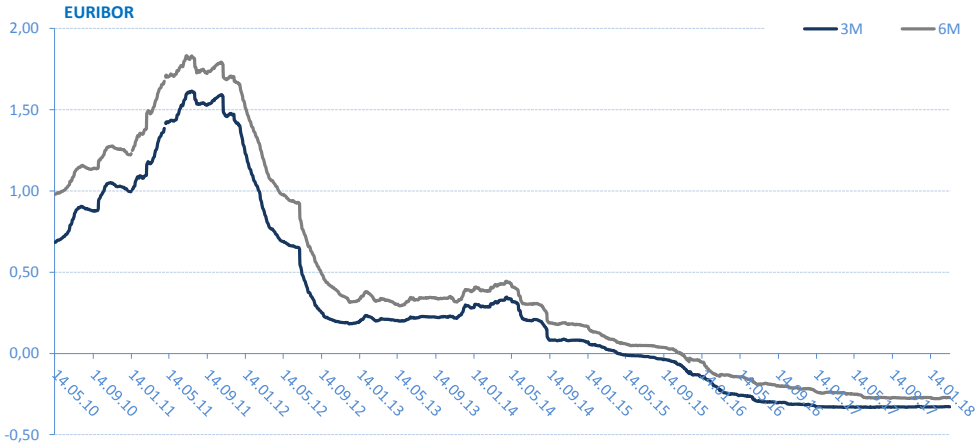

Kamatne stope Centralnih Banaka

CB	Kamatna stopa
USD	1,50
EUR	0,00
GBP	0,50
CAD	1,25
AUD	1,50
JPY	0,10

* Izvor: Reuters; Objavljeno prethodnog radnog dana

REFERENTNA KAMATNA STOPA NBS

Date	Rate	Promena (%)
14.03.18	3,25%	-7,14%
08.02.18	3,50%	0,00%
11.01.18	3,50%	0,00%
07.12.17	3,50%	0,00%
09.11.17	3,50%	0,00%
09.10.17	3,50%	-6,67%
07.09.17	3,75%	-6,25%
08.09.16	4,00%	0,00%
11.08.16	4,00%	0,00%
07.07.16	4,00%	

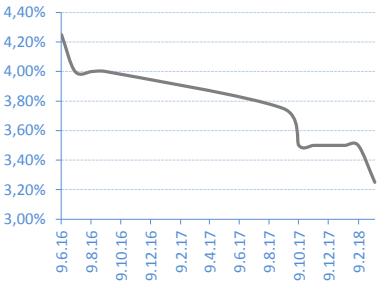

* Izvor: NBS

BEONIA

Date	Rate	Promena (%)
16.03.18	1,90%	2,15%
15.03.18	1,86%	-14,68%
14.03.18	2,18%	-0,91%
13.03.18	2,20%	-2,65%
12.03.18	2,26%	-0,88%
09.03.18	2,28%	-3,80%
08.03.18	2,37%	0,00%
08.03.18	2,37%	-0,84%
07.03.18	2,39%	-2,05%
06.03.18	2,44%	

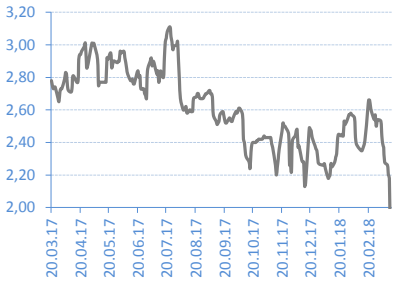

* Izvor: Reuters; Objavljeno prethodnog radnog dana

Kamatne stope/Prinos na tržištu

Belibor

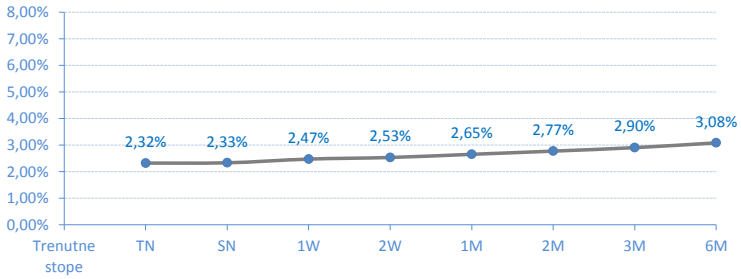

Državne HOV Republike Srbije u Dinarima - prinosi sa poslednje aukcije

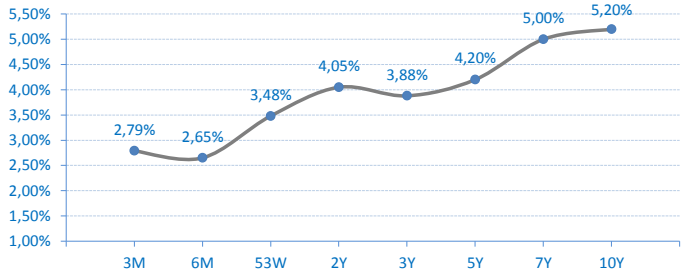

Državne HOV Republike Srbije u Evrima - prinosi sa poslednje aukcije

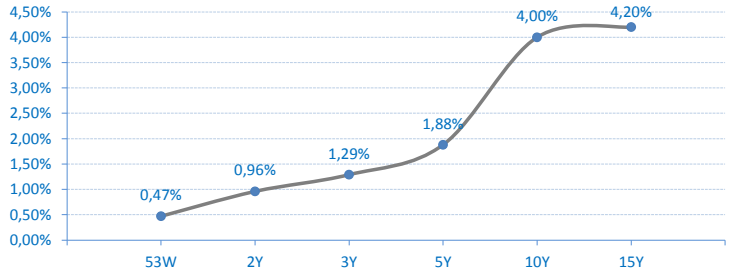

BELIBOR

Trenutne stope	
TN	2,32%
SN	2,33%
1W	2,47%
2W	2,53%
1M	2,65%
2M	2,77%
3M	2,90%
6M	3,08%

* Objavljeno prethodnog radnog dana

Istorijski pregled kretanja 6M i 3M Belibor-a

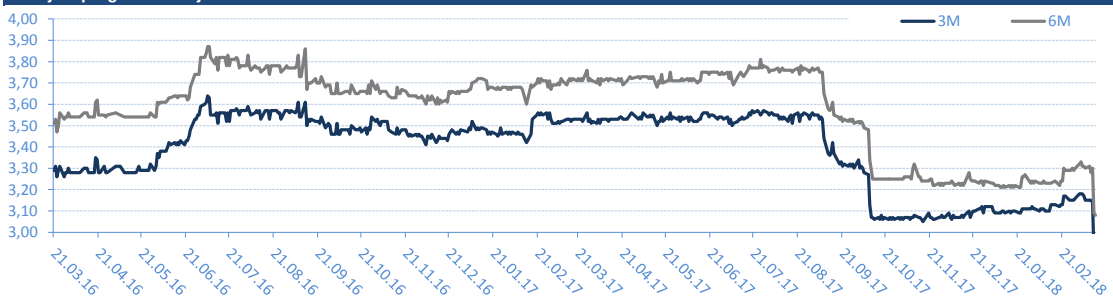

DRŽAVNE HOV Republike Srbije u Dinarima - primarna prodaja

** Izvor: MF - Trezor*

T-BILLS 3M - RSD

Datum	Stopa	Realizacija
14.01.16	2,79%	100,00%
05.11.15	2,94%	100,00%
15.10.15	3,00%	92,18%
06.08.15	4,40%	96,26%
16.07.15	4,79%	98,47%
07.05.15	5,63%	92,92%
16.04.15	6,45%	100,00%
05.02.15	6,95%	45,05%

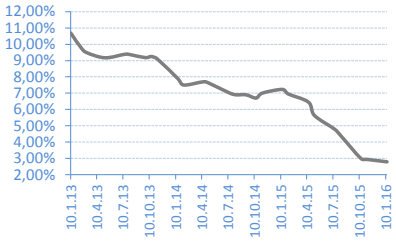

T-BILLS 6M - RSD

Datum	Stopa	Realizacija
01.09.16	2,65%	23,03%
03.03.16	3,25%	96,46%
03.12.15	3,25%	97,22%
08.10.15	4,09%	100,00%
03.09.15	4,57%	87,90%
04.06.15	5,25%	93,30%
05.03.15	7,00%	21,33%
04.12.14	7,10%	100,00%

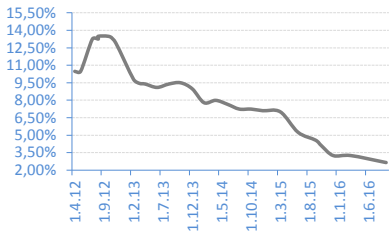

T-BILLS 53W - RSD

Datum	Stopa	Realizacija
06.02.17	3,48%	17,91%
21.12.16	3,49%	32,22%
15.11.16	3,57%	45,64%
28.09.16	3,58%	52,92%
27.07.16	3,59%	49,07%
07.06.16	4,01%	78,06%
15.03.16	4,01%	16,73%
02.02.16	4,09%	63,42%

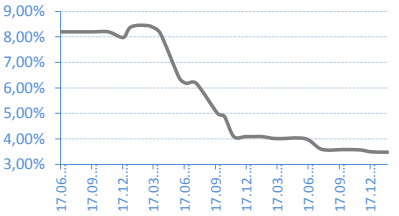

G-BONDS 2Y - RSD

Datum	Stopa	Realizacija
24.10.17	4,05%	116,30%
13.06.17	4,65%	51,56%
16.05.17	4,65%	43,95%
21.03.17	4,65%	100,00%
13.02.17	4,74%	78,80%
10.01.17	4,74%	23,25%
13.06.16	4,30%	95,67%
10.03.16	4,95%	56,41%

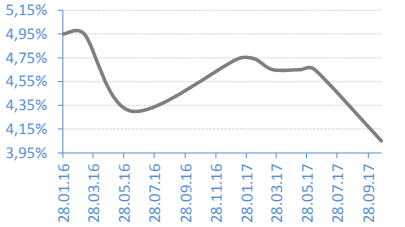

G-BONDS 3Y - RSD

Datum	Stopa	Realizacija
30.01.18	3,88%	34,77%
06.11.17	4,29%	97,97%
31.08.17	4,80%	100,00%
02.08.17	4,90%	81,63%
06.07.17	5,00%	50,54%
04.05.17	5,00%	39,44%
11.04.17	5,00%	96,73%
03.04.17	5,00%	100,00%

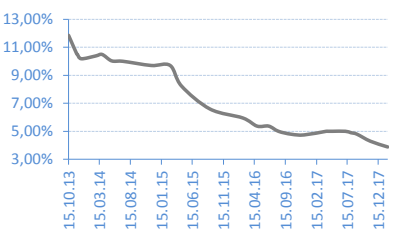

G-BONDS 5Y - RSD

Datum	Stopa	Realizacija
13.03.18	4,20%	114,33%
28.02.18	4,25%	153,81%
13.02.18	4,28%	116,40%
23.01.18	4,30%	93,39%
20.10.15	6,50%	69,94%
19.08.14	10,80%	60,89%
25.06.14	10,80%	57,49%
04.02.14	11,48%	31,29%

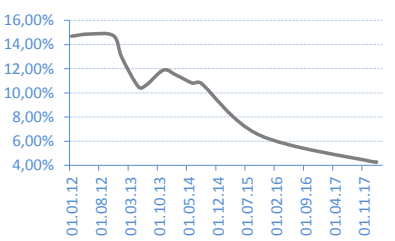

G-BONDS 7Y - RSD

Datum	Stopa	Realizacija
23.10.17	5,00%	100,00%
25.07.17	5,60%	37,14%
17.05.17	5,60%	43,41%
23.02.17	5,60%	22,35%
26.01.17	5,64%	37,50%
25.10.16	5,64%	93,74%
19.07.16	5,98%	94,41%
24.03.15	10,75%	100,00%

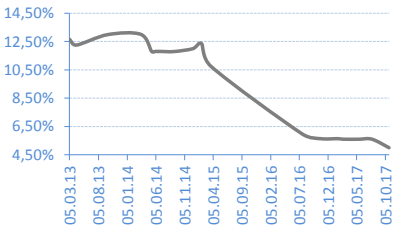

G-BONDS 10Y - RSD

Datum	Stopa	Realizacija
06.03.18	5,20%	203,57%
20.02.18	5,29%	180,52%
06.02.18	5,35%	264,20%
21.10.14	12,99%	93,26%

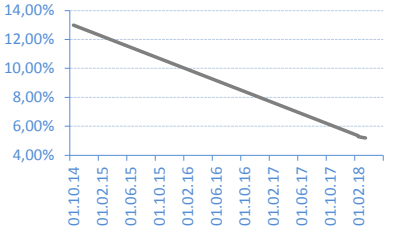

DRŽAVNE HOV Republike Srbije u Evrima - primarna prodaja

** Izvor: MF - Trezor*

T-BILLS 53W - EUR

Datum	Stopa	Realizacija
18.01.18	0,47%	98,00%
05.12.17	0,48%	100,00%
30.08.17	0,55%	50,00%
15.05.17	0,70%	91,30%
20.03.17	0,74%	60,00%
12.01.17	0,78%	46,20%
29.11.16	0,78%	100,00%
24.08.16	0,79%	100,00%

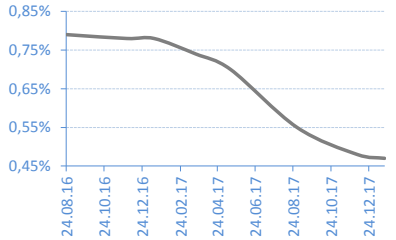

G-BONDS 2Y - EUR

Datum	Stopa	Realizacija
01.02.18	0,96%	52,00%
14.09.17	0,99%	53,60%
12.07.17	1,04%	16,80%
23.05.17	1,04%	99,00%
14.02.17	1,05%	95,35%
06.12.16	1,07%	66,00%
04.11.16	1,08%	23,00%
28.07.16	1,09%	46,01%

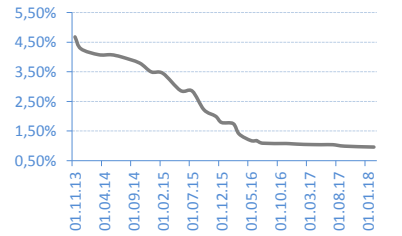

G-BONDS 3Y - EUR

Datum	Stopa	Realizacija
02.02.18	1,29%	100,00%
21.12.17	1,49%	100,00%
20.11.17	1,75%	49,70%
21.09.17	1,85%	100,00%
21.06.17	1,87%	63,17%
24.04.17	1,89%	100,00%
11.01.17	1,89%	57,90%
12.12.16	1,65%	96,43%

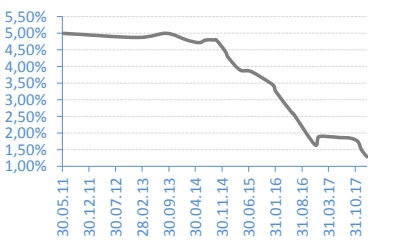

G-BONDS 5Y - EUR

Datum	Stopa	Realizacija
19.02.18	1,88%	79,99%
19.01.18	1,95%	80,28%
21.11.17	2,38%	100,00%
20.07.17	2,69%	100,00%
31.05.17	2,69%	100,00%
21.02.17	2,69%	98,40%
08.09.16	2,90%	100,00%
22.03.16	3,45%	100,00%

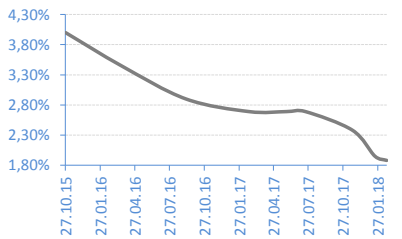

G-BONDS 10Y - EUR

Datum	Stopa	Realizacija
13.07.17	4,00%	42,95%
15.03.17	4,00%	65,60%
25.05.16	4,20%	96,00%
04.12.15	4,40%	100,00%
28.07.15	4,50%	76,77%

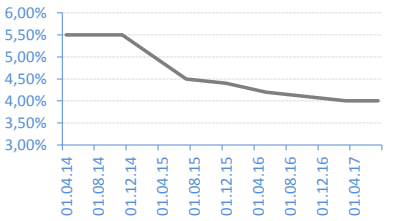

G-BONDS 15Y - EUR

Datum	Stopa	Realizacija
06.09.17	4,20%	70,13%
19.10.16	4,20%	100,00%
14.02.11	5,85%	48,68%

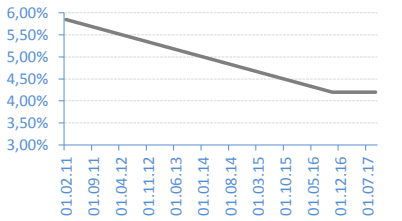

BEOGRADSKA BERZA

** izvor: Beogradska berza*

Dnevni podaci za prethodni radni dan

**zvanični podaci za navedeni dan objavljuju se u 14:45h*

AKCIJE - REGULISANO TRŽIŠTE

Najtrgovanije HOV

	Simbol	Cena	% Promena	Open	Max	Min	Broj trans	Obim	Promet RSD
Metalac a.d. Gornji Milanovac	MTLC	2.040	3,03%	2.040	2.040	2.040	3	18.000	36.720.000
NIS a.d. Novi Sad	NIIS	729	0,00%	722	730	722	131	6.553	4.777.241
Komercijalna banka a.d. Beograd	KMBN	1.809	-1,63%	1.810	1.810	1.800	6	660	1.193.700
Aerodrom Nikola Tesla a.d. Beograd	AERO	1.659	1,59%	1.633	1.665	1.633	243	274	451.375
Galenika Fitofarmacija a.d. Zemun	FITO	3.027	1,92%	2.980	3.265	2.980	4	68	205.850

Dobitnici

	Simbol	Cena	% Promena	Open	Max	Min	Broj trans	Obim	Promet RSD
Metalac a.d. Gornji Milanovac	MTLC	2.040	3,03%	2.040	2.040	2.040	3	18.000	36.720.000
Impol Seval a.d. Sevojno	IMPL	3.415	2,40%	3.415	3.415	3.415	2	35	119.525
Galenika Fitofarmacija a.d. Zemun	FITO	3.027	1,92%	2.980	3.265	2.980	4	68	205.850
Aerodrom Nikola Tesla a.d. Beograd	AERO	1.659	1,59%	1.633	1.665	1.633	243	274	451.375

Gubitnici

	Simbol	Cena	% Promena	Open	Max	Min	Broj trans	Obim	Promet RSD
Komercijalna banka a.d. Beograd	KMBN	1.809	-1,63%	1.810	1.810	1.800	6	660	1.193.700
Soja protein a.d. Becej	SJPT	280	-0,36%	280	280	280	3	583	163.240

BELEX15

Vrednost	748,78
Promena	3,9
%	0,52%

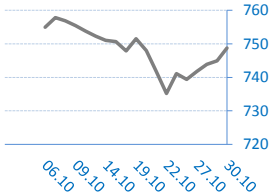

BELEXline

Vrednost	1.574,13
Promena	8,94
%	0,57%

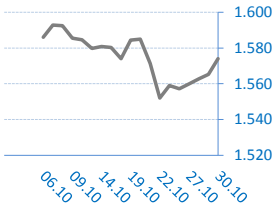

AKCIJE - MTP

Najtrgovanije HOV

	Simbol	Cena	% Promena	Ponuda	Tražnja	Broj	Obim	Promet RSD
Rimex a.d. Beograd	RMKS	1.350	0,00%	581	483	8	352	475.200
Bag a.d. Backo Gradiste	BAGB	620	-3,13%	471	471	1	471	292.020
Autoventil a.d. Uzice	AVEN	1.050	2,94%	392	150	4	39	40.950
Graditelj a.d. Beograd - Zeleznik	GRDB	851	0,00%	17	79	1	17	14.467

Dobitnici

	Simbol	Cena	% Promena	Ponuda	Tražnja	Broj	Obim	Promet RSD
Autoventil a.d. Uzice	AVEN	1.050	2,94%	392	150	4	39	40.950

Gubitnici

	Simbol	Cena	% Promena	Ponuda	Tražnja	Broj	Obim	Promet RSD
Bag a.d. Backo Gradiste	BAGB	620	-3,13%	471	471	1	471	292.020

Kontakti:

Srđan Tomašević
srdjan.tomasevic@erstebank.rs
Devizno tržište
011/220 9116

Dušan Stević
dusan.stevic@erstebank.rs
Devizno tržište
011/220 9118

Danijela Stojanović
danijela.stojanovic@erstebank.rs
Devizno tržište
011/ 220 9132

Nenad Đurović
nenad.djurovic@erstebank.rs
Novčano tržište
011/ 220 9115

Aleksandra Parčetić
aleksandra.parcetic@erstebank.rs
Brokersko poslovanje - Hartije od vrednosti
011/220 9159

Marija Đorđević
marija.djordjevic@erstebank.rs
Brokersko poslovanje - Hartije od vrednosti
011/220 9181
011/220 9110

Izveštaj sačinio Sektor sredstava / Odeljenje Middle office

Informacije i cene iz ovog pregleda dobijene su iz izvora za koje verujemo da su pouzdani ali ne garantujemo njihovu tačnost i potpunost. Navedene informacije su važeće samo u trenutku njihovog sastavljanja a objavljuju se u ciju opšteg informisanja, pri čemu ne predstavljaju bilo kakav oblik investicionog saveta niti preporuke za investiranje niti na bilo koji način obavezuju Erste Bank ad Novi Sad u pogledu odgovornosti za štetu nastalu upotrebom informacija iz ovog pregleda.

MAKROEKONOMSKI POKAZATELJI

Izvor: Republički zavod za statistiku; Ministarstvo finansija Republike Srbije

Indeks potrošačkih cena *(Consumer Price Index - CPI) / 2018*

	Jan	Feb	Mar	Apr	Maj	Jun	Jul	Aug	Sep	Okt	Nov	Dec
U odnosu na prethodni mesec	0,30%	0,30%										
U odnosu na isti mesec 2017.	1,90%	1,50%										
U odnosu na decembar 2017.		0,70%										
Datum objavljivanja	*23.02.18*	*12.03.18*										

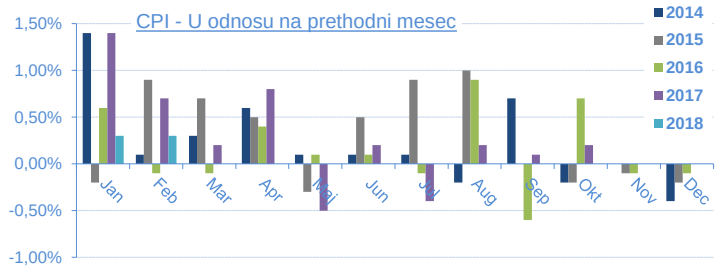

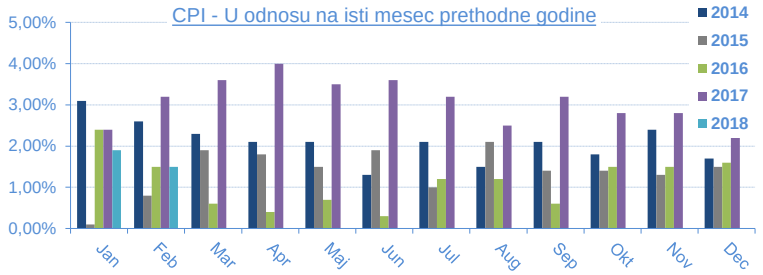

INDUSTRIJSKA PROIZVODNJA / 2018

	Jan	Feb	Mar	Apr	Maj	Jun	Jul	Aug	Sep	Okt	Nov	Dec
U odnosu na isti mesec 2017	10,60%											
U odnosu na isti period 2017 (jan-…)	10,60%											
U odnosu na prosek 2017	-6,00%											
Datum objavljivanja	*28.02.18*											

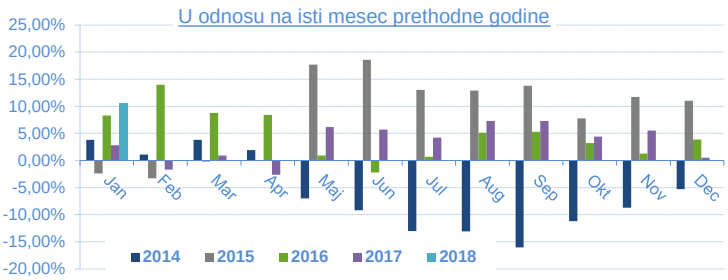

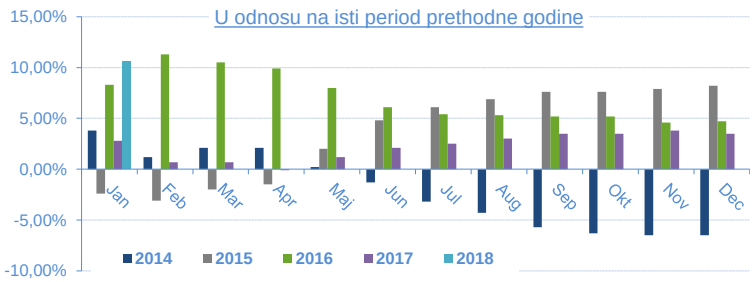

SPOLJNOTRGOVINSKA ROBNA RAZMENA / 2018

* u eur mln

Mesec	Jan	Feb	Mar	Apr	Maj	Jun	Jul	Aug	Sep	Okt	Nov	Dec
Ukupna spoljnotrg.razmena (Jan-…)	2.623,00											
Promena (u odnosu na isti period 2017.)	*21,60%*											
Vrednost izvoza (Jan-…)	1.143,30											
Promena (u odnosu na isti period 2017.)	*21,60%*											
Vrednost uvoza (Jan-…)	1.479,70											
Promena (u odnosu na isti period 2017.)	*21,60%*											
Deficit (jan-…)	336,40											
Promena (u odnosu na isti period 2017.)	*21,80%*											
Pokrivenost uvoza izvozom	77,30%											
Datum objavljivanja	*12.03.18*											

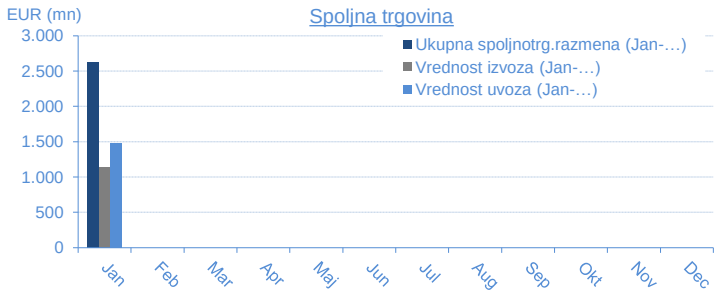

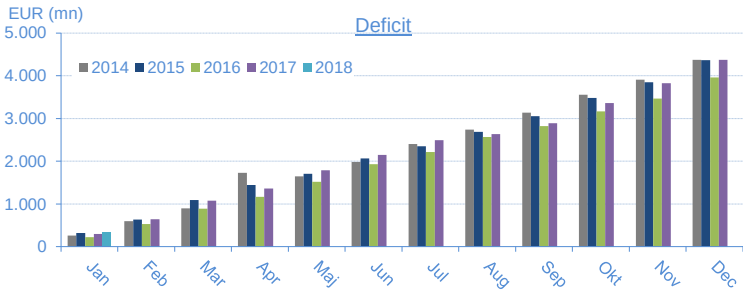

BUDŽETSKI DEFICIT

* u rsd mln
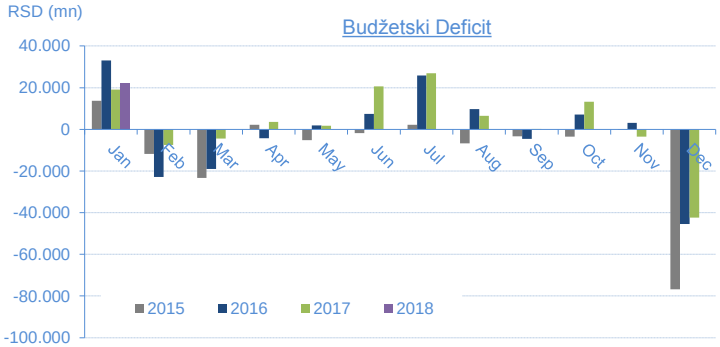
Budžetski deficit u 2017.	33.913,94
January 2018	22.115,64
February 2018	
March 2018	
April 2018	
May 2018	
June 2018	
July 2018	
August 2018	
September 2018	
October 2018	
November 2018	
December 2018	
Budžetski deficit u 2018.	22.115,64
Planirani deficit u 2018.	-28.400,00
Ostvarenje plana	
Datum ažuriranja	*09.03.18*