ERSTE Bank
Erste bank a.d. Novi Sad

DNEVNI FINANSIJSKI PREGLED
DAILY FINANCIAL OVERVIEW

Datum/Date:
12.dec.18

VESTI / NEWS

► **SREDNJI KURS EUR/RSD**: Dinar neznatno oslabio u odnosu na evro za 0,0112 dinara, srednji kurs **118,3459.** Obim međubankarske trgovine evrom na dan 11. decembar do 12:30h iznosio je 12,3 miliona evra. NBS nije intervenisala na međubankarskom tržištu (od početka godine ukupno kupila 1.805 miliona i prodala 225 miliona evra).

► **BEOGRADSKA BERZA: Indeksi zabeležili rast vrednosti,** BELEX15 viši za 1,43 odsto, BELEXlajn viši za 0,73 odsto. Promet **manji** u odnosu na prethodni dan, na regulisanom tržištu najviše trgovano akcijama Komercijalne banke, NIS-a, Aerodroma Nikola Tesla, Energorpojekt holdinga, Alfa Plama i Komercijalne banke.

DEVIZNO TRŽIŠTE / FX MARKET

EUR / RSD (Srednji kurs / Official Middle Rate) ► 10 dana / 10 days

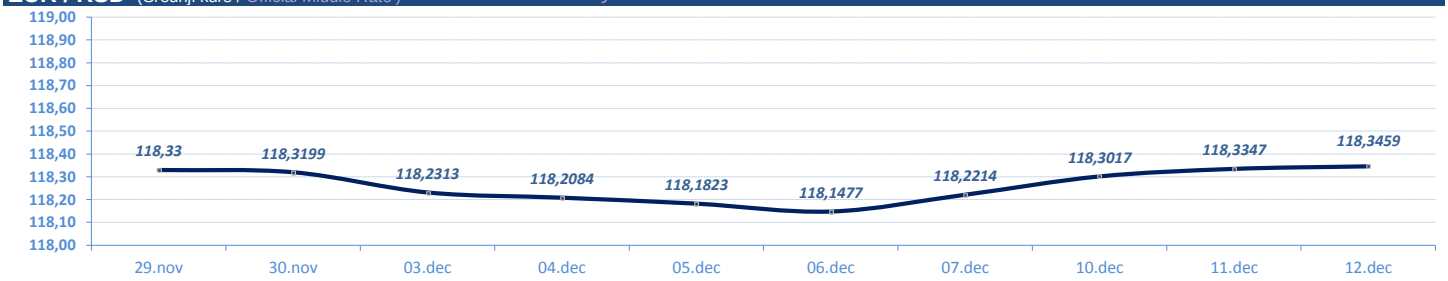

Izvor/Source: NBS

EUR / RSD (Srednji kurs/ Official middle rate) ► Jan - ….

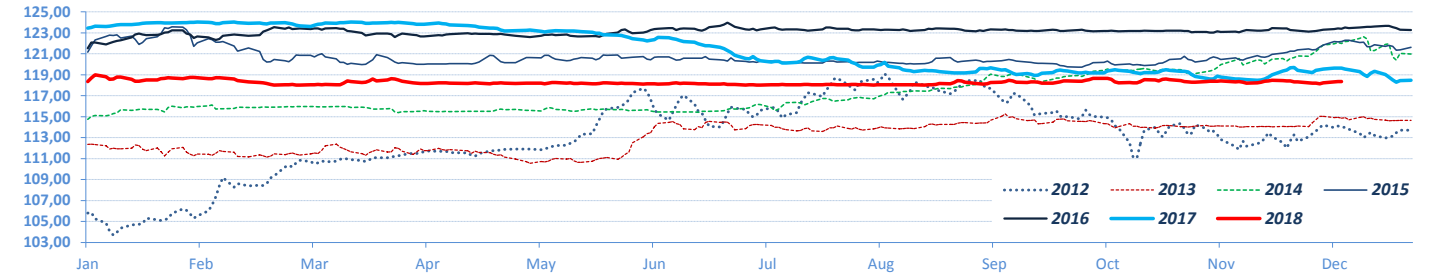

Promet na međubankarskom tržištu / Volumes on FX Interbank market (eur only)

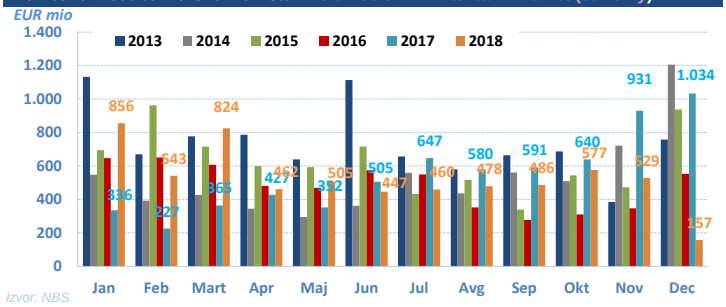

Izvor: NBS

Intervencije NBS na deviznom tržištu / NBS Interventions on FX interbank market

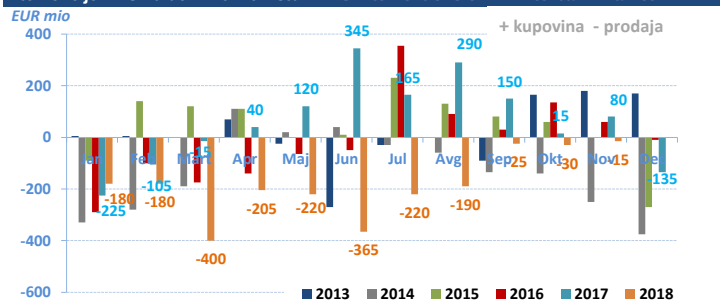

USD / RSD (Srednji kurs / Official middle rate) ► 10 dana / 10 days

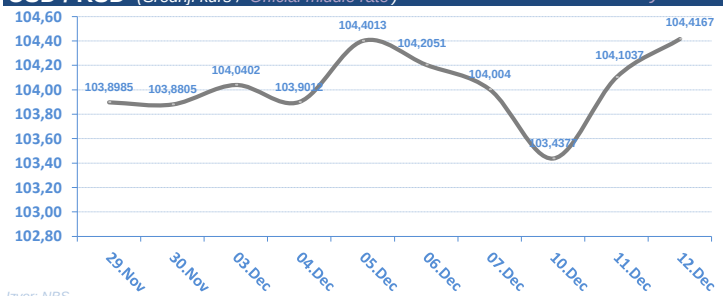

Izvor: NBS

► Jan - ….

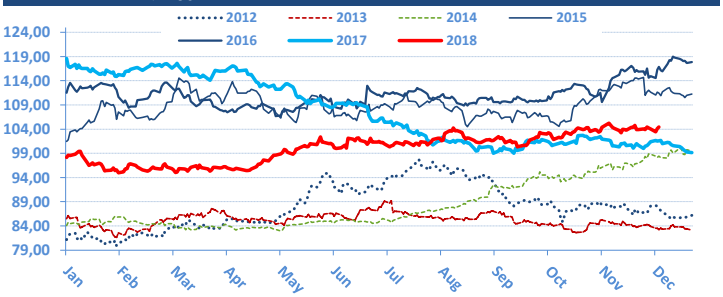

Monthly change	EUR/RSD	%	USD/RSD	%
03.12.18	118,2313	-0,06%	104,0402	-0,27%
01.11.18	118,2984	-0,07%	104,3196	2,19%
01.10.18	118,3868	0,19%	102,0840	0,29%
03.09.18	118,1567	0,08%	101,7890	0,71%
01.08.18	118,0618	0,04%	101,0717	-0,27%
02.07.18	118,0142	-0,12%	101,3432	0,06%
01.06.18	118,1616	-0,02%	101,2785	2,74%
03.05.18	118,1901	-0,04%	98,5821	-1,41%
02.04.18	118,2345	0,18%	99,9937	3,28%
01.03.18	118,0237	-0,62%	96,8201	1,28%
01.02.18	118,7554	0,35%	95,6009	-19,22%
03.01.18	118,3431	-0,76%	118,3431	18,37%
01.12.17	119,2516		99,9762	

Yearly change	EUR/RSD	%	USD/RSD	%
12.12.18	118,3459	20,59%	104,4167	6,40%
03.01.18	98,1367	-20,51%	98,1367	-17,25%
04.01.17	123,4512	1,59%	118,6004	6,34%
04.01.16	121,5145	0,30%	111,5324	9,90%
05.01.15	121,1543	5,58%	101,4863	20,72%
03.01.14	114,7559	2,14%	84,0641	-1,67%
03.01.13	112,3495	6,20%	85,4889	5,32%
04.01.12	105,7880	-0,21%	81,1693	2,16%
04.01.11	106,0156	10,47%	79,4541	18,48%
04.01.10	95,9679	7,17%	67,0635	4,25%
05.01.09	89,5436	12,27%	64,3273	18,68%
03.01.08	79,7577	-0,05%	54,2016	-10,58%
04.01.07	79,8000		60,6153	

►Inostrano *devizno tržište* / *Foreign FX market*

EUR / USD ► *10 dana* / *10 days*

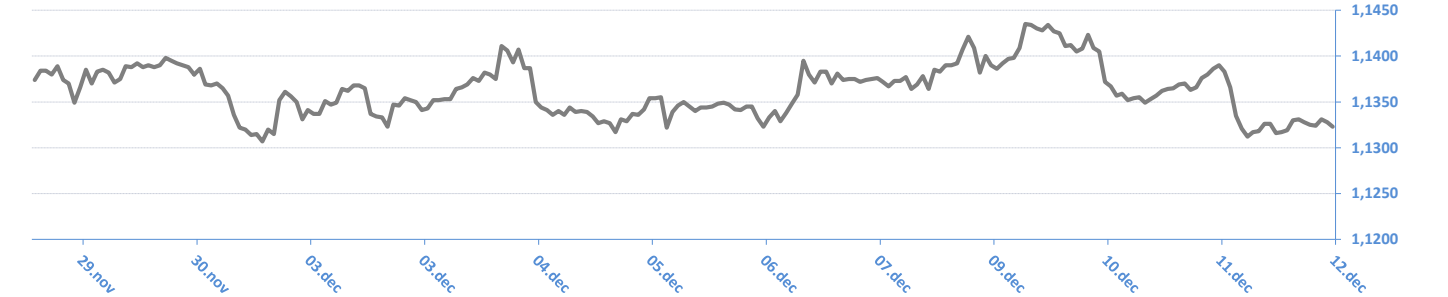

EUR / USD

EUR / CHF ► *10 dana* / *10 days*

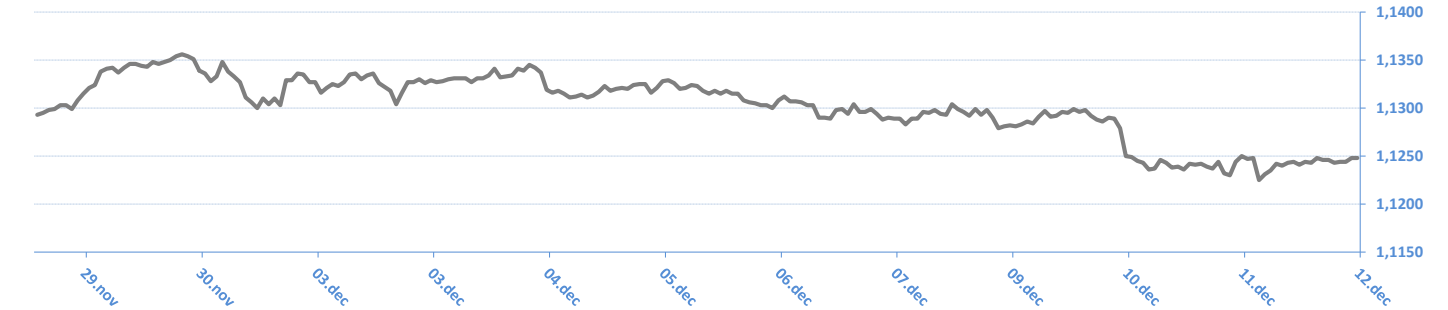

EUR / CHF

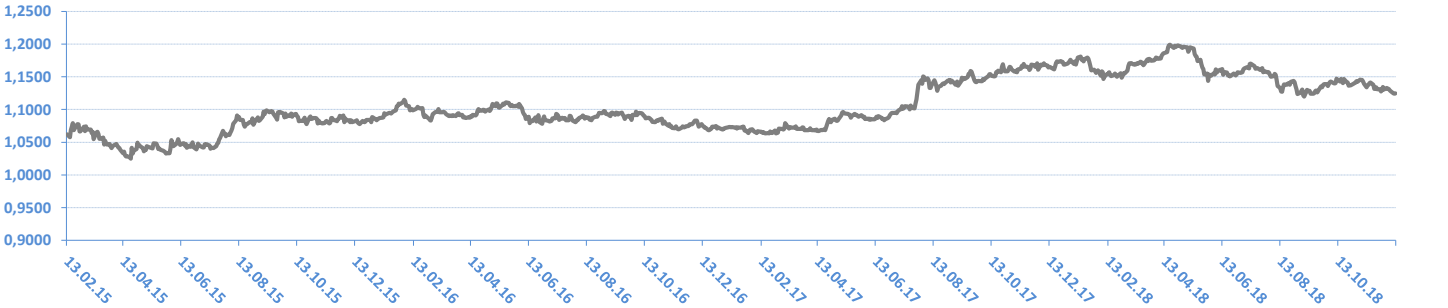

Izvor / *Source:* *Reuters*

12.12.2018 ***08:52:41***

EUR / XX

Valutni par / CCY pair	Kupovni/BID	Prodajni/ASK
EUR/USD	1,1326	1,1327
EUR/JPY	128,4500	128,4800
EUR/GBP	0,9062	0,9064
EUR/CHF	1,1250	1,1253
EUR/DKK	7,4649	7,4654
EUR/NOK	9,7117	9,7147
EUR/SEK	10,2777	10,2832
EUR/CAD	1,5152	1,5157
EUR/AUD	1,5704	1,5715
EUR/HUF	323,4500	323,8000
EUR/CZK	25,8570	25,8650
EUR/PLN	4,2999	4,3016
EUR/HRK	7,3850	7,3880
EUR/RUB	75,2463	75,2553
EUR/NZD	1,6510	1,6513

USD / XX

Valutni par / CCY pair	Kupovni/BID	Prodajni/ASK
USD/EUR	0,8828	0,8828
USD/JPY	113,4100	113,4300
USD/GBP	0,8000	0,8003
USD/CHF	0,9933	0,9934
USD/DKK	6,5898	6,5905
USD/NOK	8,5726	8,5786
USD/SEK	9,0745	9,0790
USD/CAD	1,3379	1,3380
USD/AUD	1,3868	1,3872
USD/HUF	285,5200	285,9200
USD/CZK	22,8270	22,8420
USD/SKK	21,5460	21,6000
USD/PLN	3,7962	3,7977
USD/HRK	6,5190	6,5236
USD/RUB	66,4334	66,4424
USD/NZD	1,4575	1,4582

** Međunarodno devizno međubankarsko tržište / International FX Interbank Market*

Izvor / *Source:* *Reuters*

NOVČANO TRŽIŠTE i TRŽIŠTE HOV (Money Market and Bond Trading)

EURIBOR

SW	-0,378
2W	0,000
1M	-0,368
3M	-0,312
6M	-0,244
1Y	-0,131

* Izvor: Reuters; Objavljeno prethodnog radnog dana

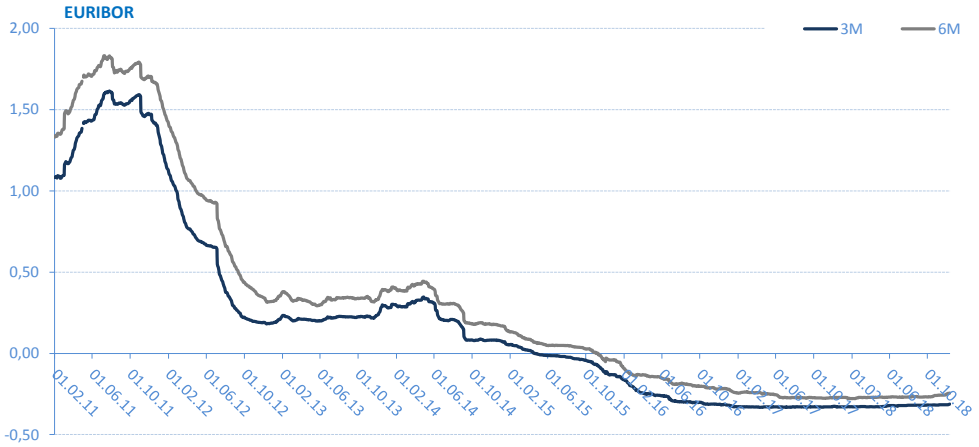

Kamatne stope Centralnih Banaka
Interest rates of Central banks

CB	Kamatna stopa/ Interest rate
USD	2,25
EUR	0,00
GBP	0,75
CAD	1,75
AUD	1,50
JPY	0,10

* Izvor: Reuters; Objavljeno prethodnog radnog dana

REFERENTNA KAMATNA STOPA NBS / NBS Key Policy Rates

Date	Rate	Change (%)
08.06.18	3,00%	0,00%
10.05.18	3,00%	0,00%
12.04.18	3,00%	-7,69%
14.03.18	3,25%	-7,14%
08.02.18	3,50%	0,00%
11.01.18	3,50%	0,00%
07.12.17	3,50%	0,00%
09.11.17	3,50%	0,00%
09.10.17	3,50%	-6,67%
07.09.17	3,75%	

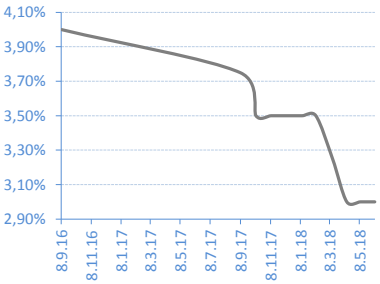

* Izvor/ Source : NBS

BEONIA

Date	Rate	Change (%)
11.12.18	2,02%	-5,16%
07.12.18	2,13%	-0,93%
06.12.18	2,15%	0,00%
05.12.18	2,15%	-2,27%
04.12.18	2,20%	-0,45%
03.12.18	2,21%	0,00%
03.12.18	2,21%	-4,33%
30.11.18	2,31%	-1,28%
29.11.18	2,34%	-0,43%
28.11.18	2,35%	

* Izvor/ Source : Reuters; Objavljeno prethodnog radnog dana / Published on previous working day

Kamatne stope/Prinos na tržištu / Market Interest Rates

Belibor

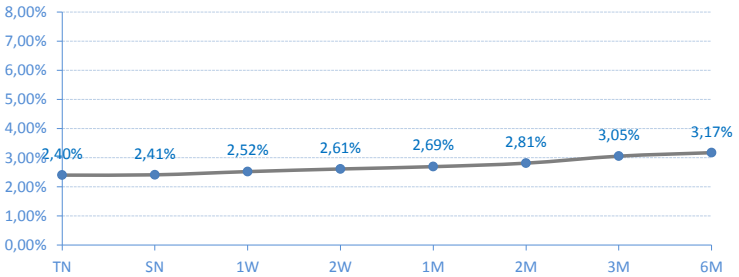

Državne HOV Republike Srbije u Evrima - prinosi sa poslednje aukcije
Government bonds (EUR) of Republic of Serbia - yield on last primary auction

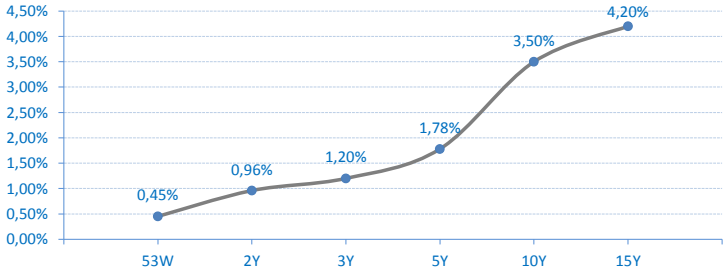

Državne HOV Republike Srbije u Dinarima - prinosi sa poslednje aukcije
Government bonds (RSD) of Republic of Serbia - yield on last primary auction

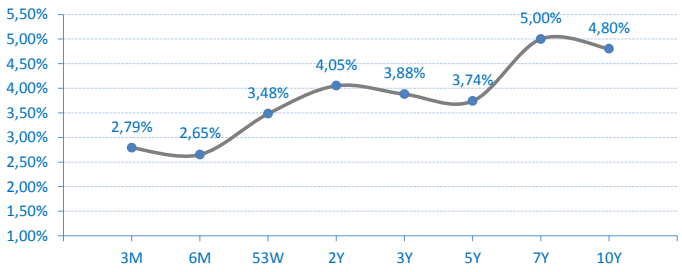

BELIBOR

Trenutne stope / Current rates	
TN	2,40%
SN	2,41%
1W	2,52%
2W	2,61%
1M	2,69%
2M	2,81%
3M	3,05%
6M	3,17%

* Izvor/ Source : Reuters; Objavljeno prethodnog radnog dana / Published on previous working day

Istorijski pregled kretanja 6M i 3M Belibor-a / Historical overview of 6M and 3M Belibor rates

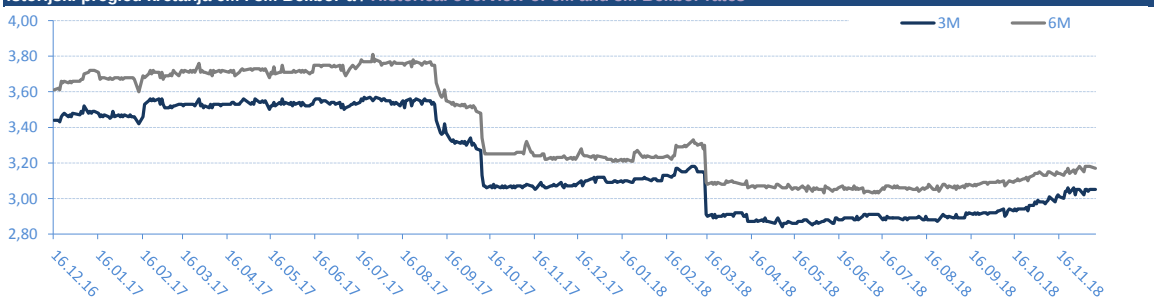

DRŽAVNE HOV Republike Srbije u Dinarima - primarna prodaja / Government bonds (RSD) of Republic of Serbia - primary auctions

** Izvor/Source: MoF - Trezor*

T-BILLS 3M - RSD

Date	Rate	Realisation
14.01.16	2,79%	100,00%
05.11.15	2,94%	100,00%
15.10.15	3,00%	92,18%
06.08.15	4,40%	96,26%
16.07.15	4,79%	98,47%
07.05.15	5,63%	92,92%
16.04.15	6,45%	100,00%
05.02.15	6,95%	45,05%

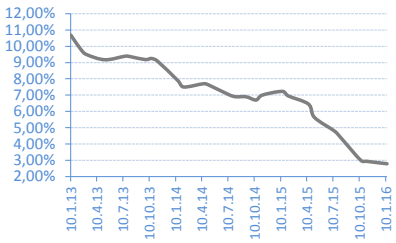

T-BILLS 6M - RSD

Date	Rate	Realisation
01.09.16	2,65%	23,03%
03.03.16	3,25%	96,46%
03.12.15	3,25%	97,22%
08.10.15	4,09%	100,00%
03.09.15	4,57%	87,90%
04.06.15	5,25%	93,30%
05.03.15	7,00%	21,33%
04.12.14	7,10%	100,00%

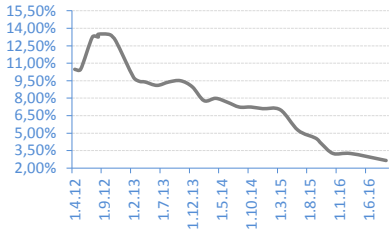

T-BILLS 53W - RSD

Date	Rate	Realisation
06.02.17	3,48%	17,91%
21.12.16	3,49%	32,22%
15.11.16	3,57%	45,64%
28.09.16	3,58%	52,92%
27.07.16	3,59%	49,07%
07.06.16	4,01%	78,06%
15.03.16	4,01%	16,73%
02.02.16	4,09%	63,42%

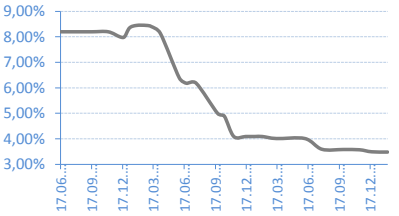

G-BONDS 2Y - RSD

Date	Rate	Realisation
24.10.17	4,05%	116,30%
13.06.17	4,65%	51,56%
16.05.17	4,65%	43,95%
21.03.17	4,65%	100,00%
13.02.17	4,74%	78,80%
10.01.17	4,74%	23,25%
13.06.16	4,30%	95,67%
10.03.16	4,95%	56,41%

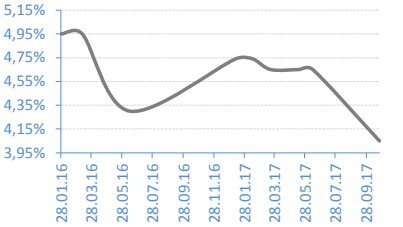

G-BONDS 3Y - RSD

Date	Rate	Realisation
30.01.18	3,88%	34,77%
06.11.17	4,29%	97,97%
31.08.17	4,80%	100,00%
02.08.17	4,90%	81,63%
06.07.17	5,00%	50,54%
04.05.17	5,00%	39,44%
11.04.17	5,00%	96,73%
03.04.17	5,00%	100,00%

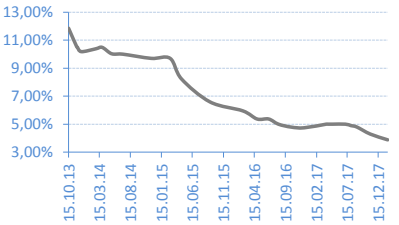

G-BONDS 5Y - RSD

Date	Rate	Realisation
11.09.18	3,74%	98,60%
14.08.18	3,75%	65,62%
17.07.18	3,80%	40,58%
05.06.18	3,95%	35,67%
22.05.18	3,99%	26,18%
08.05.18	4,15%	97,00%
24.04.18	4,15%	52,31%
10.04.18	4,15%	32,63%

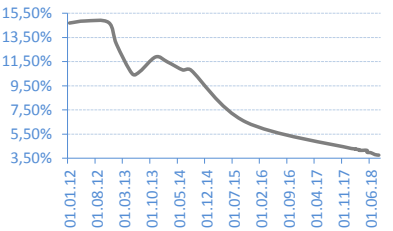

G-BONDS 7Y - RSD

Date	Rate	Realisation
23.10.17	5,00%	100,00%
25.07.17	5,60%	37,14%
17.05.17	5,60%	43,41%
23.02.17	5,60%	22,35%
26.01.17	5,64%	37,50%
25.10.16	5,64%	93,74%
19.07.16	5,98%	94,41%
24.03.15	10,75%	100,00%

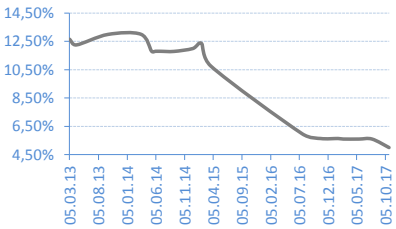

G-BONDS 10Y - RSD

Date	Rate	Realisation
07.08.18	4,80%	26,87%
10.07.18	4,85%	36,97%
15.05.18	4,90%	96,72%
03.04.18	5,17%	26,55%
20.03.18	5,17%	83,61%
06.03.18	5,20%	203,57%

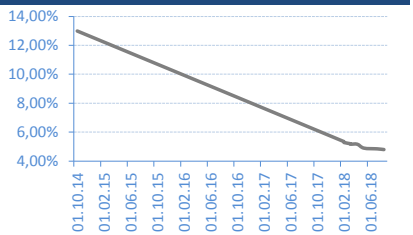

DRŽAVNE HOV Republike Srbije u Evrima -primarna prodaja / Government bonds (EUR) of Republic of Serbia - primary auctions

** Izvor/Source: MoF - Trezor*

T-BILLS 53W - EUR

Date	Rate	Realisation
21.05.18	0,45%	100,00%
18.01.18	0,47%	98,00%
05.12.17	0,48%	100,00%
30.08.17	0,55%	50,00%
15.05.17	0,70%	91,30%
20.03.17	0,74%	60,00%
12.01.17	0,78%	46,20%
29.11.16	0,78%	100,00%

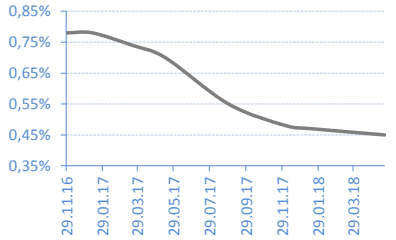

G-BONDS 2Y - EUR

Date	Rate	Realisation
22.03.18	0,96%	25,62%
01.02.18	0,96%	52,00%
14.09.17	0,99%	53,60%
12.07.17	1,04%	16,80%
23.05.17	1,04%	99,00%
14.02.17	1,05%	95,35%
06.12.16	1,07%	66,00%
04.11.16	1,08%	23,00%

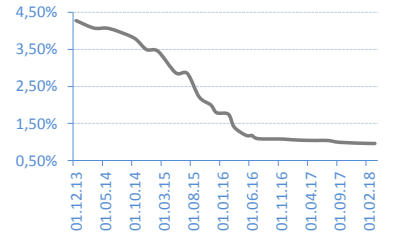

G-BONDS 3Y - EUR

Date	Rate	Realisation
20.04.18	1,20%	35,96%
28.03.18	1,24%	99,29%
02.02.18	1,29%	100,00%
21.12.17	1,49%	100,00%
20.11.17	1,75%	49,70%
21.09.17	1,85%	100,00%
21.06.17	1,87%	63,17%
24.04.17	1,89%	100,00%

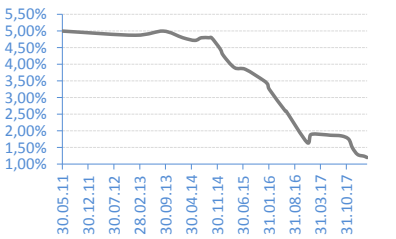

G-BONDS 5Y - EUR

Date	Rate	Realisation
16.04.18	1,78%	52,41%
19.02.18	1,88%	79,99%
19.01.18	1,95%	80,28%
21.11.17	2,38%	100,00%
20.07.17	2,69%	100,00%
31.05.17	2,69%	100,00%
21.02.17	2,69%	98,40%
08.09.16	2,90%	100,00%

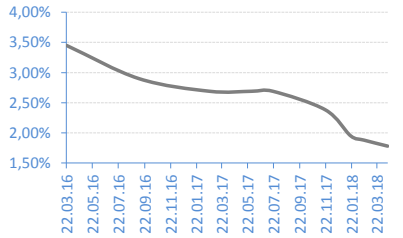

G-BONDS 10Y - EUR

Date	Rate	Realisation
26.03.18	3,50%	86,85%
13.07.17	4,00%	42,95%
15.03.17	4,00%	65,60%
25.05.16	4,20%	96,00%
04.12.15	4,40%	100,00%
28.07.15	4,50%	76,77%
19.11.14	5,50%	100,00%
04.06.14	5,50%	59,18%

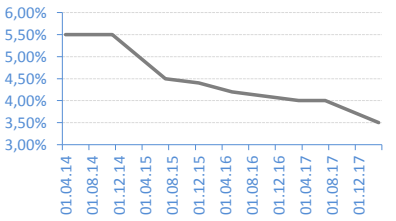

G-BONDS 15Y - EUR

Date	Rate	Realisation
06.09.17	4,20%	70,13%
19.10.16	4,20%	100,00%
14.02.11	5,85%	48,68%

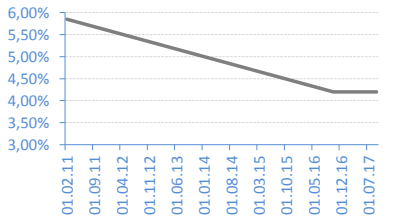

BEOGRADSKA BERZA / Belgrade Stock Exchange

** izvor: Beogradska berza*

Dnevni podaci za prethodni radni dan / Overview of previous working day

**zvanični podaci za navedeni dan objavljuju se u 14:45h*

AKCIJE / Shares - REGULISANO TRŽIŠTE / REGULATED MARKET

Najtrgovanije HOV / Most Active

	Symbol	Closing price	% Change	Open	Max	Min	No of Trades	Volume	Volume RSD
Aerodrom Nikola Tesla a.d. Beograd	AERO	1.795	2,16%	1.795	1.800	1.795	61	3.247	5.828.905
Energoprojekt holding a.d. Beograd	ENHL	660	0,00%	660	660	660	3	1.183	780.780
NIS a.d. Novi Sad	NIIS	673	0,00%	673	673	673	32	817	549.841
Alfa plam a.d. Vranje	ALFA	33.506	0,00%	33.506	33.506	33.506	1	9	301.554
Komercijalna banka a.d. Beograd	KMBNPB	650	0,00%	650	650	650	1	200	130.000

Dobitnici / Gainers

	Symbol	Closing price	% Change	Open	Max	Min	No of Trades	Volume	Volume RSD
Komercijalna banka a.d. Beograd	KMBN	2.197	4,62%	2.197	2.197	2.197	1	10	21.970
Kopaonik a.d. Beograd	KOPB	5.000	4,17%	5.000	5.000	5.000	1	5	25.000
Aerodrom Nikola Tesla a.d. Beograd	AERO	1.795	2,16%	1.795	1.800	1.795	61	3.247	5.828.905
Philip Morris Operations a.d. Nis	DINNPB	3.479	0,84%	3.479	3.479	3.479	2	17	59.143
Institut za strane jezike a.d. Beograd	INSJ	8.053	0,66%	8.370	8.370	8.000	3	14	112.740

Gubitnici / Decliners

	Symbol	Closing price	% Change	Open	Max	Min	No of Trades	Volume	Volume RSD
Lasta a.d. Beograd	LSTA	400	-1,72%	400	400	400	1	46	18.400
Soja protein a.d. Becej	SJPT	134	-0,74%	135	135	132	4	675	90.117

BELEX15	
Vrednost / Value	752,04
Promena / Change	10,63
%	1,43%

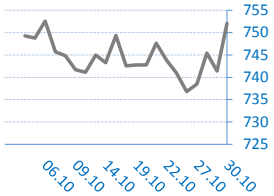

BELEXline	
Vrednost / Value	1.569,64
Promena / Change	11,37
%	0,73%

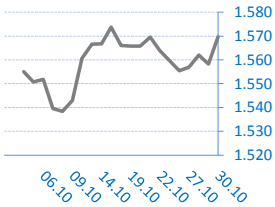

AKCIJE / SHARES - MTP

Najtrgovanije HOV / Most Active

	Symbol	Closing price	% Change	Bid (Volume)	Ask (Volume)	No of Trades	Volume	Volume RSD
Zitopek a.d. Nis	ZTPK	800	14,29%	400	1260	2	200	160.000
Informatika a.d. Beograd	INFM	701	-12,38%	166	109	3	66	46.266
Utva silosi a.d. Kovin	UTSI	908	-49,56%	349	102	2	9	8.172
Politika a.d. u restrukturiranju Beograd	PLTK	11	-31,25%	524	500	2	500	5.500
Pekarska industrija a.d. Pancevo galsa	PKRP	1.200	20,00%	3	17	1	3	3.600

Dobitnici / Gainers

	Symbol	Closing price	% Change	Bid (Volume)	Ask (Volume)	No of Trades	Volume	Volume RSD
Pekarska industrija a.d. Pancevo galsa	PKRP	1.200	20,00%	3	17	1	3	3.600
Zitopek a.d. Nis	ZTPK	800	14,29%	400	1260	2	200	160.000

Gubitnici / Decliners

	Symbol	Closing price	% Change	Bid (Volume)	Ask (Volume)	No of Trades	Volume	Volume RSD
Utva silosi a.d. Kovin	UTSI	908	-49,56%	349	102	2	9	8.172
Politika a.d. u restrukturiranju Beograd	PLTK	11	-31,25%	524	500	2	500	5.500
Gosa FSO a.d. Simicevo	GFSO	900	-30,77%	828	3	1	3	2.700
Informatika a.d. Beograd	INFM	701	-12,38%	166	109	3	66	46.266

Kontakti / Contacts:

Srđan Tomašević
srdjan.tomasevic@erstebank.rs
Trgovanje / Trading
011/220 9116

Aleksandar Zarić
aleksandar.zaric@erstebank.rs
Prodaja / Sales
011/220 9198

Aleksandra Parčetić
aleksandra.parcetic@erstebank.rs
Brokersko poslovanje / Brokerage
011/220 9159

Vladimir Vulević
vladimir.vulevic@erstebank.rs
Podrška i Razvoj / Support and Development
011 / 201 50 50

Nenad Đurović
nenad.djurovic@erstebank.rs
Trgovanje / Trading
011/ 220 9115

Dušan Stević
dusan.stevic@erstebank.rs
Prodaja / Sales
011/220 9118

Danijela Stojanović
danijela.stojanovic@erstebank.rs
Prodaja / Sales
011/ 220 9132

Marija Đorđević
marija.djordjevic@erstebank.rs
Brokersko poslovanje / Brokerage
011/220 9110

Izveštaj sačinio / Prepared by : Sektor sredstava / Treasury division

Informacije i cene iz ovog pregleda dobijene su iz izvora za koje verujemo da su pouzdani ali ne garantujemo njihovu tačnost i potpunost. Navedene informacije su važeće samo u trenutku njihovog sastavljanja a objavljuju se u ciju opšteg informisanja, pri čemu ne predstavljaju bilo kakav oblik investicionog saveta niti preporuke za investiranje niti na bilo koji način obavezuju Erste Bank ad Novi Sad u pogledu odgovornosti za štetu nastalu upotrebom informacija iz ovog pregleda.
The information and prices in this review are obtained from sources that we believe are reliable, but we do not guarantee their accuracy and completeness. The mentioned information is valid only at the time of their compilation and are published in the general information, whereby they do not represent any form of investment advice or recommendations for investing or in any way obligate Erste Bank ad Novi Sad in respect of liability for damages arising from the use of information referred to in of this review.

MAKROEKONOMSKI POKAZATELJI / Macroeconomic data

Izvor / Source: Republički zavod za statistiku; Ministarstvo finansija Republike Srbije

Indeks potrošačkih cena *(Consumer Price Index - CPI) / 2018*

	Jan	Feb	Mar	Apr	Maj	Jun	Jul	Aug	Sep	Okt	Nov	Dec
U odnosu na prethodni mesec (m/m)	0,30%	0,30%	0,10%	0,40%	0,60%	0,40%	-0,30%	0,30%	-0,30%	0,30%		
U odnosu na isti mesec 2017. (y/y)	1,90%	1,50%	1,40%	1,10%	2,10%	2,30%	2,40%	2,60%	2,10%	2,20%		
U odnosu na decembar 2017.		0,70%	0,80%	1,20%	1,80%	2,20%	1,90%	2,20%	1,90%	2,20%		
Datum objavljivanja / Published date	*23.02.18*	*12.03.18*	*12.04.18*	*11.05.18*	*12.06.18*	*12.07.18*	*13.08.18*	*12.09.18*	*12.10.18*	*13.11.18*		

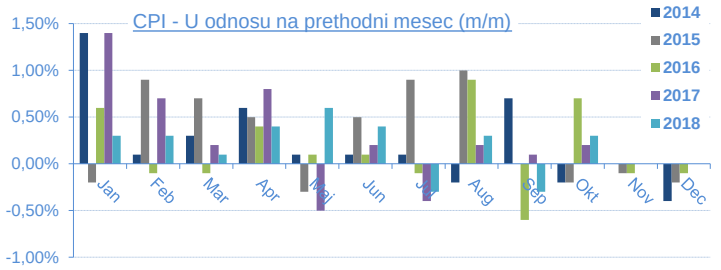

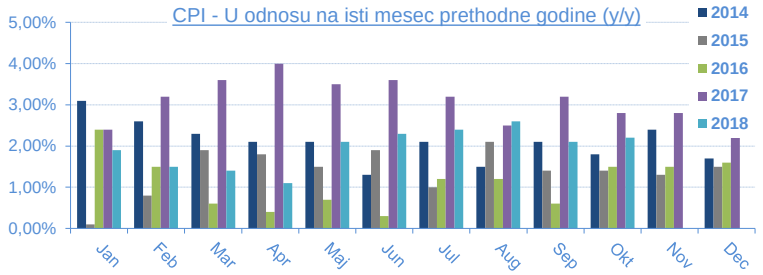

INDUSTRIJSKA PROIZVODNJA / Industrial production / 2018

	Jan	Feb	Mar	Apr	Maj	Jun	Jul	Aug	Sep	Okt	Nov	Dec
U odnosu na isti mesec 2017 (m/m)	10,60%	3,30%	4,10%	3,10%	0,50%	3,90%	1,70%	-4,30%	-1,20%	3,20%		
U odnosu na isti period 2017 (jan-…) (y/y)	10,60%	6,90%	5,90%	5,20%	4,10%	4,20%	3,70%	2,70%	2,30%	2,40%		
U odnosu na prosek 2017	-6,00%		6,80%		2,90%	5,60%			3,50%	11,70%		
Datum objavljivanja / Published date	*28.02.18*	*30.03.18*	*30.04.18*	*31.05.18*	*29.06.18*	*31.07.18*	*31.08.18*	*28.09.18*	*31.10.18*	*30.11.18*		

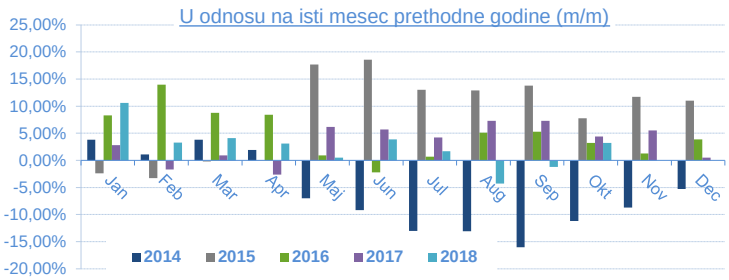

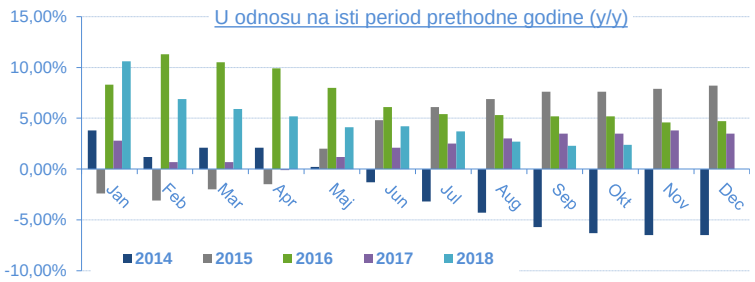

SPOLJNOTRGOVINSKA ROBNA RAZMENA / External Trade / 2018

* u eur mln

Mesec/Month	Jan	Feb	Mar	Apr	Maj	Jun	Jul	Aug	Sep	Okt	Nov	Dec
Ukupna spoljnotrg.razmena (Jan-…) / Total	2.623,00	5.483,90	8.885,60	11.950,40	15.143,60	18.560,00	21.821,50	24.883,20	28.062,40	31.682,80		
Promena / Yearly change	*21,60%*	*15,50%*	*10,70%*	*10,90%*	*9,30%*	*9,90%*	*10,80%*	*11,00%*	*10,50%*	*11,30%*		
Vrednost izvoza (Jan-…) / Export	1.143,30	2.367,50	3.821,00	5.126,40	6.535,00	8.033,00	9.442,10	10.730,30	12.122,00	13.603,20		
Promena / Yearly change	*21,60%*	*13,80%*	*8,70%*	*7,50%*	*7,10%*	*7,60%*	*8,50%*	*8,50%*	*7,74%*	*8,30%*		
Vrednost uvoza (Jan-…) / Import	1.479,70	3.116,40	5.064,60	6.824,00	8.608,60	10.527,00	12.379,40	14.152,90	15.940,40	18.079,60		
Promena / Yearly change	*21,60%*	*16,80%*	*12,30%*	*13,50%*	*11,10%*	*11,70%*	*12,70%*	*13,00%*	*12,80%*	*13,70%*		
Deficit (jan-…)	336,40	748,90	1.243,60	1.697,60	2.073,60	2.494,00	2.937,30	3.422,60	3.818,40	4.476,40		
Promena / Yearly change	*21,80%*	*27,70%*	*25,40%*	*36,20%*	*26,20%*	*27,20%*	*28,50%*	*30,00%*	*32,50%*	*33,90%*		
Pokrivenost uvoza izvozom (Export/Import ratio)	77,30%	76,00%	75,40%	75,10%	75,90%	76,30%	76,20%	75,80%	76,0%	75,3%		
Datum objavljivanja / Published date	*12.03.18*	*30.03.18*	*30.04.18*	*31.05.18*	*29.06.18*	*31.07.18*	*31.08.18*	*28.09.18*	*31.10.18*	*30.11.18*		

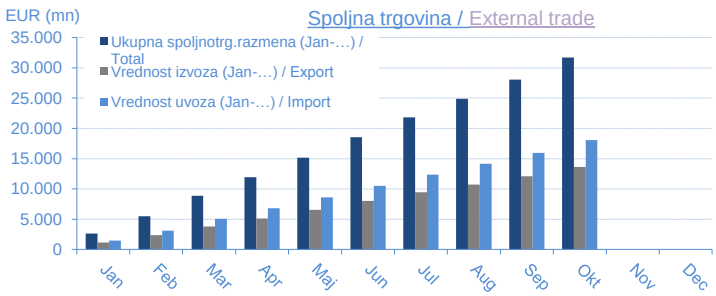

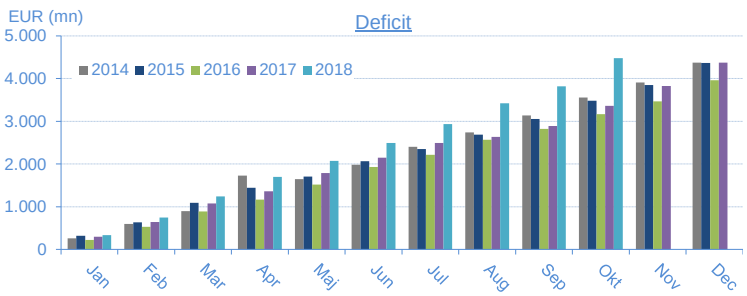

BUDŽETSKI DEFICIT / Budget balance

* u rsd mln
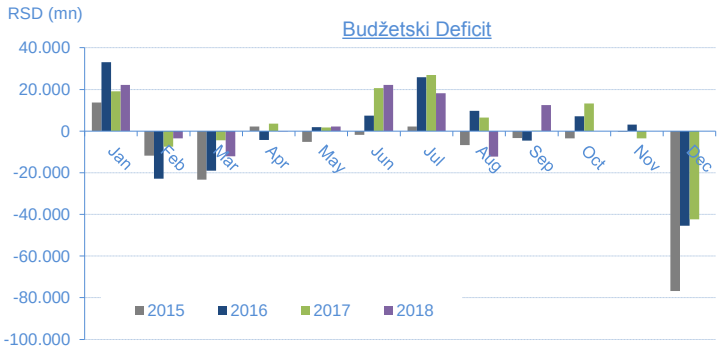
Budžetski deficit u 2017.	33.913,94
January 2018	22.115,64
February 2018	-3.577,50
March 2018	-12.067,45
April 2018	91,30
May 2018	2.227,41
June 2018	22.132,51
July 2018	18.194,79
August 2018	-12.304,60
September 2018	12.459,90
October 2018	
November 2018	
December 2018	
Budžetski deficit u 2018. / Total 2018	49.272,00
Planirani deficit u 2018. / Planned	-28.400,00
Ostvarenje plana / Realisation	
Datum ažuriranja / Published date	*28.11.18*