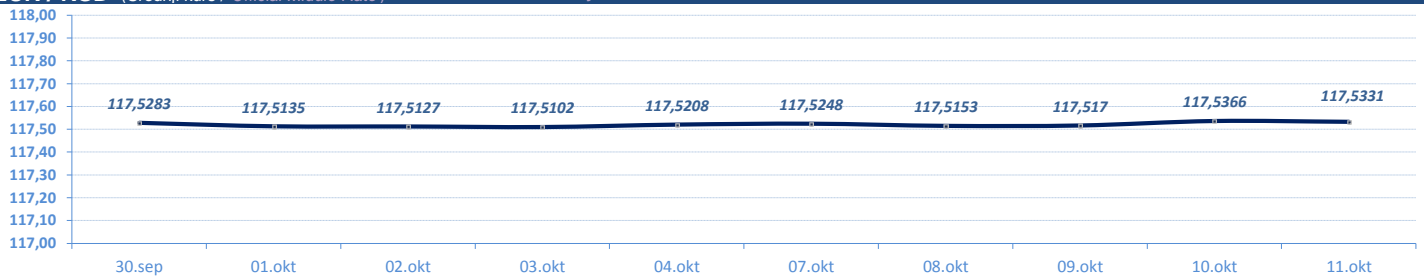


VESTI / NEWS

- ▶ **SREDNJI KURS EUR/RSD**: Dinar ojačao u odnosu na evro za 0,0035 dinara, srednji kurs **117,5331**. Obim međubankarske trgovine evrom na dan 10. oktobar do 12:30h iznosio je 15 miliona evra. NBS nije intervenisala na međubankarskom tržištu (od početka godine ukupno prodala 190 miliona evra i kupila 2.445 miliona evra).
- ▶ **BEOGRADSKA BERZA**: Indeksi zabeležili pad vrednosti, BELEX15 niži za 0,03 odsto, BELEXline za 0,17 odsto. Promet **manji** u odnosu na prethodni dan, na regulisanom tržištu najviše trgovano Aerodroma Nikola Tesla, NIS-a, Philip Morris Operations-a, Valjaonice bakra Sevojno i Fintel energije.

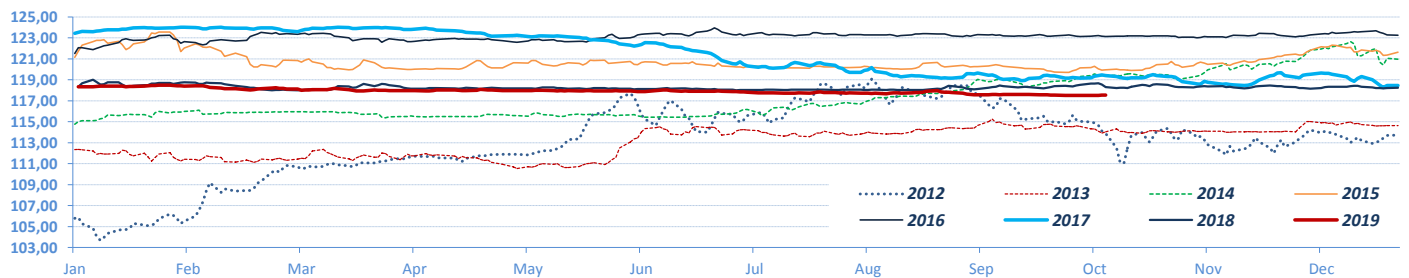
DEVIZNO TRŽIŠTE / FX MARKET

EUR / RSD (Srednji kurs / Official Middle Rate) ▶ 10 dana / 10 days

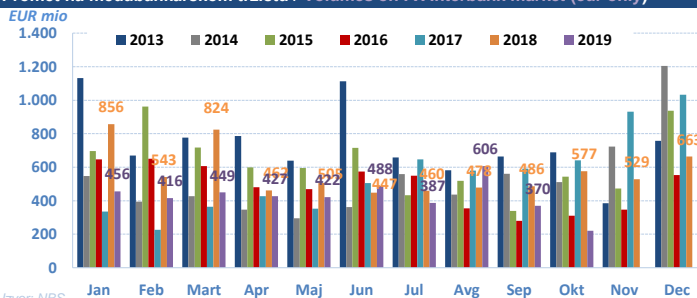


Izvor/Source: NBS

EUR / RSD (Srednji kurs / Official middle rate) ▶ Jan -

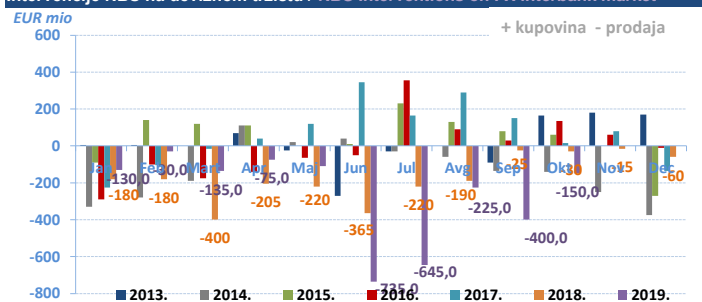


Promet na međubankarskom tržištu / Volumes on FX Interbank market (eur only)

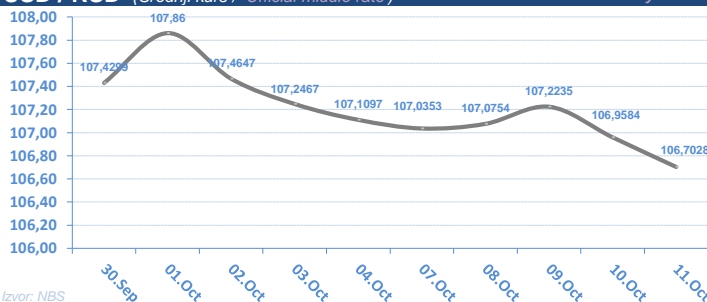


Izvor: NBS

Intervencije NBS na deviznom tržištu / NBS Interventions on FX interbank market

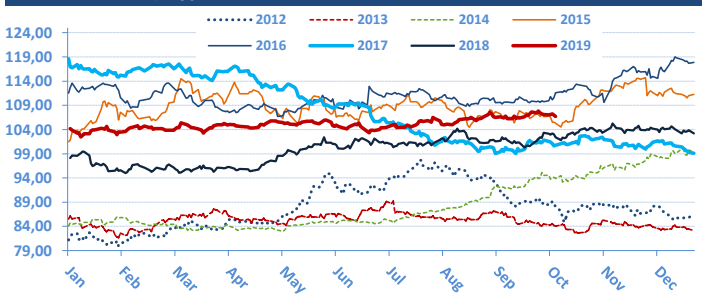


USD / RSD (Srednji kurs / Official middle rate) ▶ 10 dana / 10 days



Izvor: NBS

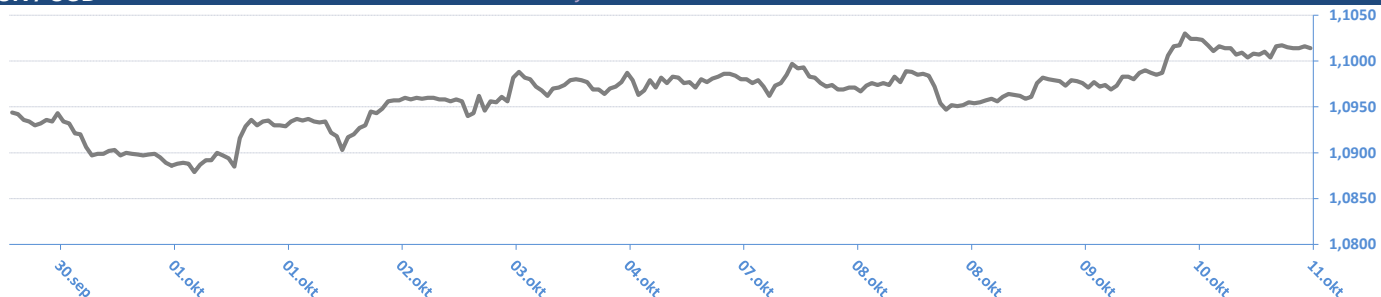
Jan -



Monthly change	EUR/RSD	%	USD/RSD	%	Yearly change	EUR/RSD	%	USD/RSD	%
01.10.19	117,5135	-0,17%	107,8600	0,70%	11.10.19	117,5331	-0,68%	106,7028	8,73%
02.09.19	117,7193	-0,02%	107,1149	0,55%	03.01.19	118,3439	0,00%	104,1851	6,16%
01.08.19	117,7449	-0,12%	106,5275	2,44%	03.01.18	118,3431	-4,14%	98,1367	-17,25%
01.07.19	117,8875	-0,04%	103,9939	-1,42%	04.01.17	123,4512	1,59%	118,6004	6,34%
03.06.19	117,9288	-0,03%	105,4914	-0,08%	04.01.16	121,5145	0,30%	111,5324	9,90%
03.05.19	117,9626	-0,01%	105,5783	0,57%	05.01.15	121,1543	5,58%	101,4863	20,72%
01.04.19	117,9759	-0,13%	104,9794	1,06%	03.01.14	114,7559	2,14%	84,0641	-1,67%
01.03.19	118,1291	-0,25%	103,8772	0,32%	03.01.13	112,3495	6,20%	85,4889	5,32%
01.02.19	118,4266	0,07%	103,5469	-0,61%	04.01.12	105,7880	-0,21%	81,1693	2,16%
03.01.19	118,3439	0,10%	104,1851	0,14%	04.01.11	106,0156	10,47%	79,4541	18,48%
03.12.18	118,2313	-0,06%	104,0402	-0,27%	04.01.10	95,9679	7,17%	67,0635	4,25%
01.11.18	118,2984	-0,07%	104,3196	2,19%	05.01.09	89,5436	12,27%	64,3273	18,68%
01.10.18	118,3868		102,0840		03.01.08	79,7577		54,2016	

EUR / USD

► 10 dana / 10 days



EUR / USD



EUR / CHF

► 10 dana / 10 days



EUR / CHF



Izvor / Source: Reuters

11.10.2019 09:07:20

EUR / XX

Valutni par / CCY pair	Kupovni/BID	Prodajni/ASK
EUR/USD	1,1015	1,1019
EUR/JPY	118,9500	118,9900
EUR/GBP	0,8850	0,8853
EUR/CHF	1,0982	1,0985
EUR/DKK	7,4679	7,4684
EUR/NOK	10,0200	10,0255
EUR/SEK	10,8229	10,8284
EUR/CAD	1,4620	1,4621
EUR/AUD	1,6244	1,6247
EUR/HUF	331,7100	331,9100
EUR/CZK	25,8210	25,8300
EUR/PLN	4,3064	4,3074
EUR/HRK	7,4240	7,4290
EUR/RUB	70,7571	70,8662
EUR/NZD	1,7415	1,7418

USD / XX

Valutni par / CCY pair	Kupovni/BID	Prodajni/ASK
USD/EUR	0,9077	0,9077
USD/JPY	107,9700	108,0000
USD/GBP	0,8034	0,8036
USD/CHF	0,9969	0,9973
USD/DKK	6,7782	6,7795
USD/NOK	9,0947	9,1007
USD/SEK	9,8240	9,8275
USD/CAD	1,3269	1,3273
USD/AUD	1,4743	1,4747
USD/HUF	301,0500	301,3500
USD/CZK	23,4360	23,4510
USD/SKK	21,5460	21,6000
USD/PLN	3,9089	3,9099
USD/HRK	6,7400	6,7450
USD/RUB	64,2625	64,2925
USD/NZD	1,5808	1,5813

* Međunarodno devizno međubankarsko tržište / International FX Interbank Market

Izvor / Source: Reuters

EURIBOR

SW	-0,493
1M	-0,466
3M	-0,418
6M	-0,375
1Y	-0,326

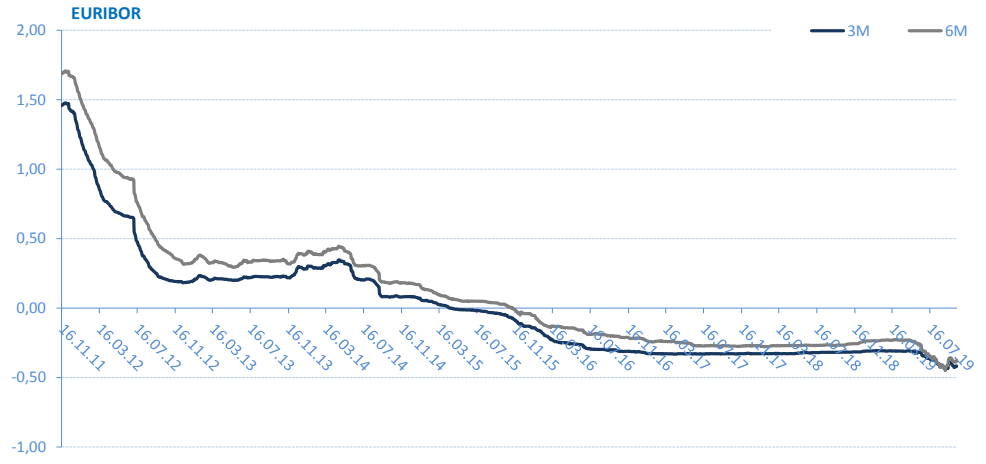
* Izvor: Reuters; Objavljeno prethodnog radnog dana

Kamatne stope Centralnih Banaka

Interest rates of Central banks

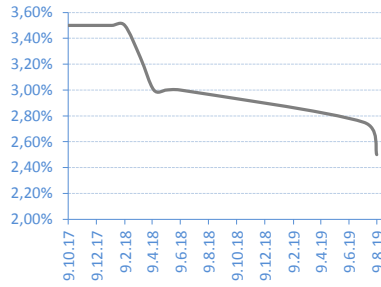
CB	Kamatna stopa / Interest rate
USD	2,00
EUR	0,00
GBP	0,75
CAD	1,75
AUD	0,75
JPY	0,10

* Izvor: Reuters; Objavljeno prethodnog radnog dana



REFERENTNA KAMATNA STOPA NBS / NBS Key Policy Rates

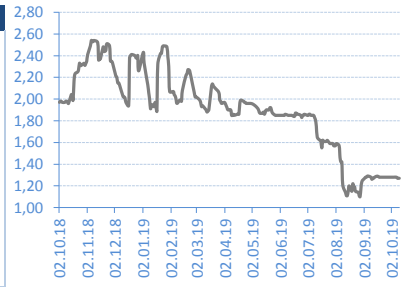
Date	Rate	Change (%)
08.08.19	2,50%	-9,09%
11.07.19	2,75%	-8,33%
08.06.18	3,00%	0,00%
10.05.18	3,00%	0,00%
12.04.18	3,00%	-7,69%
14.03.18	3,25%	-7,14%
08.02.18	3,50%	0,00%
11.01.18	3,50%	0,00%
07.12.17	3,50%	0,00%
09.11.17	3,50%	0,00%



* Izvor/Source: NBS

BEONIA

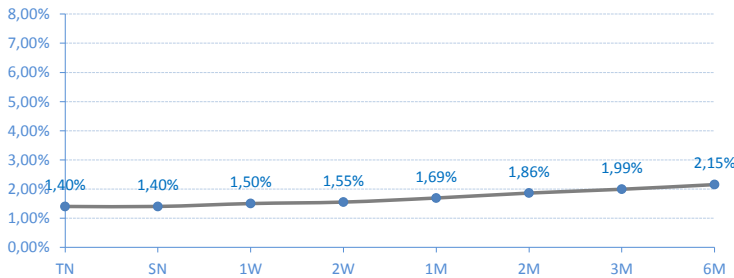
Date	Rate	Change (%)
10.10.19	1,27%	0,00%
08.10.19	1,27%	-0,78%
07.10.19	1,28%	0,00%
04.10.19	1,28%	0,00%
03.10.19	1,28%	0,00%
02.10.19	1,28%	0,00%
01.10.19	1,28%	0,00%
30.09.19	1,28%	0,00%
26.09.19	1,28%	0,00%
25.09.19	1,28%	0,00%



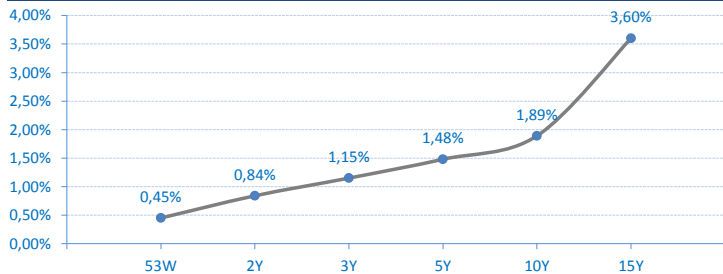
* Izvor/Source: Reuters; Objavljeno prethodnog radnog dana / Published on previous working day

Kamatne stope/Prinos na tržištu / Market Interest Rates

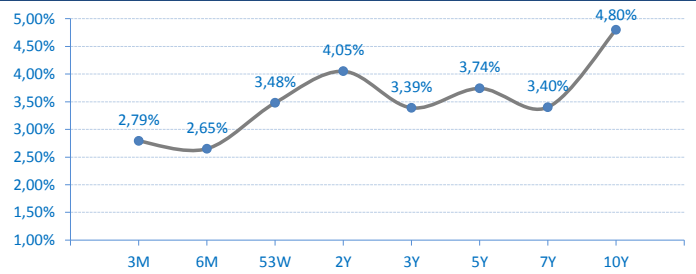
Belibor



Državne HOV Republike Srbije u Evrima - prinosi sa poslednje aukcije
Government bonds (EUR) of Republic of Serbia - yield on last primary auction



Državne HOV Republike Srbije u Dinarima - prinosi sa poslednje aukcije
Government bonds (RSD) of Republic of Serbia - yield on last primary auction



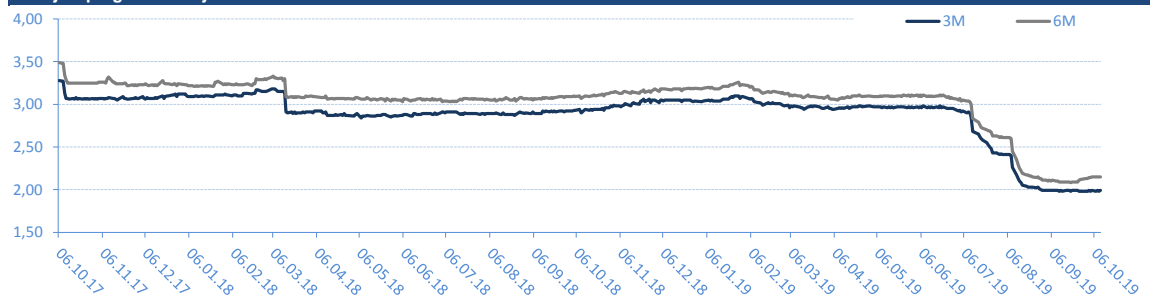
BELIBOR

Trenutne stope / Current rates

TN	1,40%
SN	1,40%
1W	1,50%
2W	1,55%
1M	1,69%
2M	1,86%
3M	1,99%
6M	2,15%

* Izvor/Source: Reuters; Objavljeno prethodnog radnog dana / Published on previous working day

Istorijski pregled kretanja 6M i 3M Belibor-a / Historical overview of 6M and 3M Belibor rates



AKCIJE / Shares - REGULISANO TRŽIŠTE / REGULATED MARKET

Najtrgovanije HOV / Most Active

	Symbol	Closing price	% Change	Open	Max	Min	No of Trades	Volume	Volume RSD
Aerodrom Nikola Tesla a.d. Beograd	AERO	802	-0,99%	801	810	801	40	986	790.863
NIS a.d. Novi Sad	NIIS	684	0,59%	680	684	679	42	667	455.843
Philip Morris Operations a.d. Nis	DINNPB	4.597	2,16%	4.597	4.598	4.597	3	23	105.732
Valjaonica bakra Sevojno a.d. Sevojno	VBSE	2.007	-19,72%	2.007	2.007	2.007	1	12	24.084
Fintel energija a.d., Beograd	FINT	560	-0,71%	560	560	560	2	17	9.520

Dobitnici / Gainers

	Symbol	Closing price	% Change	Open	Max	Min	No of Trades	Volume	Volume RSD
Philip Morris Operations a.d. Nis	DINNPB	4.597	2,16%	4.597	4.598	4.597	3	23	105.732
NIS a.d. Novi Sad	NIIS	684	0,59%	680	684	679	42	667	455.843

Gubitnici / Decliners

	Symbol	Closing price	% Change	Open	Max	Min	No of Trades	Volume	Volume RSD
Valjaonica bakra Sevojno a.d. Sevojno	VBSE	2.007	-19,72%	2.007	2.007	2.007	1	12	24.084
Aerodrom Nikola Tesla a.d. Beograd	AERO	802	-0,99%	801	810	801	40	986	790.863
Fintel energija a.d., Beograd	FINT	560	-0,71%	560	560	560	2	17	9.520

AKCIJE / SHARES - MTP

Najtrgovanije HOV / Most Active

	Symbol	Closing price	% Change	Bid (Volume)	Ask (Volume)	No of Trades	Volume	Volume RSD
Gosa montaza a.d. Velika Plana	GMON	2.178	1,02%	2300	2151	2178	93	8.832
Telefonkabl a.d. Beograd	TLKB	11.008	-0,01%	11009	11000	11008	6	119
Stoteks a.d. Novi Sad	STOTN	180	0,00%	180	180	180	1	70

Dobitnici / Gainers

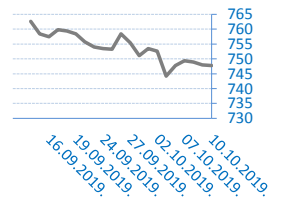
	Symbol	Closing price	% Change	Bid (Volume)	Ask (Volume)	No of Trades	Volume	Volume RSD
Gosa montaza a.d. Velika Plana	GMON	2.178	1,02%	2300	2151	2178	93	8.832

Gubitnici / Decliners

	Symbol	Closing price	% Change	Bid (Volume)	Ask (Volume)	No of Trades	Volume	Volume RSD
Telefonkabl a.d. Beograd	TLKB	11008	-0,01%	11009	11000	11008	6	119

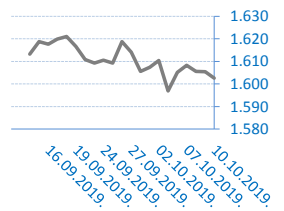
BELEX15

Vrednost / Value	747,7
Promena / Change	-0,23
%	-0,03%



BELEXline

Vrednost / Value	1.602,66
Promena / Change	-2,77
%	-0,17%



Kontakti / Contacts:

Srđan Tomašević

srđjan.tomasevic@erstebank.rs

Trgovanje / Trading

011/220 9116

Aleksandar Zarić

aleksandar.zaric@erstebank.rs

Prodaja / Sales

011/220 9198

Aleksandra Parčetić

aleksandra.parcetic@erstebank.rs

Brokersko poslovanje / Brokerage

011/220 9159

Vladimir Vulević

vladimir.vulevic@erstebank.rs

Podrška i Razvoj / Support and Development

011 / 201 50 50

Nenad Đurović

nenad.djurovic@erstebank.rs

Trgovanje / Trading

011/ 220 9115

Dušan Stević

dusan.stevic@erstebank.rs

Prodaja / Sales

011/220 9118

Goran Sladoje

goran.sladoje@erstebank.rs

Prodaja / Sales

011/ 220 9132

Marija Đorđević

marija.djordjevic@erstebank.rs

Brokersko poslovanje /

Brokerage

011/220 9110

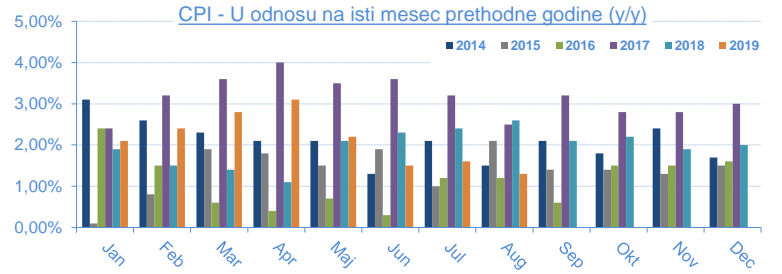
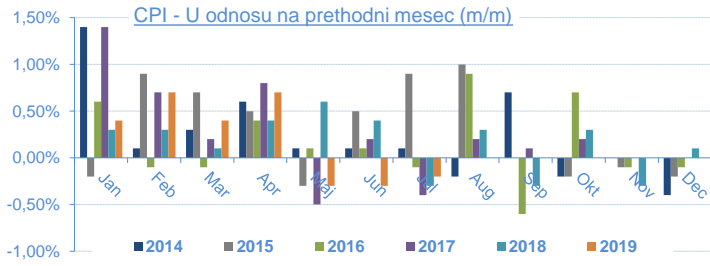
Izveštaj sačinio / Prepared by: Sektor sredstava / Treasury division

Informacije i cene iz ovog pregleda dobijene su iz izvora za koje verujemo da su pouzdani ali ne garantujemo njihovu tačnost i potpunost. Navedene informacije su važeće samo u trenutku njihovog sastavljanja a objavljuju se u ciju opšteg informisanja, pri čemu ne predstavljaju bilo kakav oblik investicionog saveta niti preporuke za investiranje niti na bilo koji način obavezuju Erste Bank ad Novi Sad u pogledu odgovornosti za štetu nastalu upotrebom informacija iz ovog pregleda.

The information and prices in this review are obtained from sources that we believe are reliable, but we do not guarantee their accuracy and completeness. The mentioned information is valid only at the time of their compilation and are published in the general information, whereby they do not represent any form of investment advice or recommendations for investing or in any way obligate Erste Bank ad Novi Sad in respect of liability for damages arising from the use of information referred to in of this review.

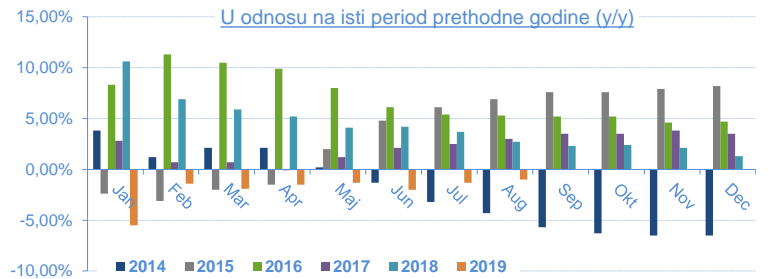
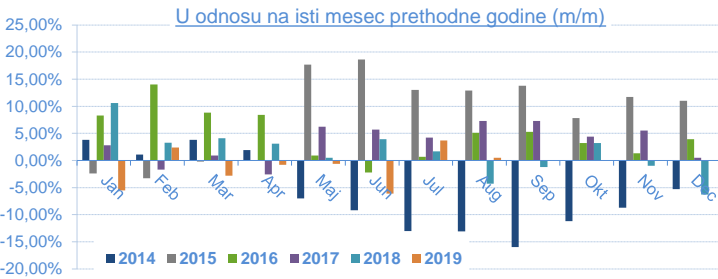
Indeks potrošačkih cena (Consumer Price Index - CPI) / 2018

	Jan	Feb	Mar	Apr	Maj	Jun	Jul	Aug	Sep	Okt	Nov	Dec
U odnosu na prethodni mesec (m/m)	0,40%	0,70%	0,40%	0,70%	-0,30%	-0,30%	-0,20%	0,00%				
U odnosu na isti mesec 2018. (y/y)	2,10%	2,40%	2,80%	3,10%	2,20%	1,50%	1,60%	1,30%				
U odnosu na decembar 2018.		1,10%	1,50%	2,30%	2,00%	1,70%	1,50%	1,50%				
Datum objavljivanja / Published date	22.02.19	12.03.19	12.04.19	13.05.19	12.06.19	12.07.19	12.08.19	12.09.19				



INDUSTRIJSKA PROIZVODNJA / Industrial production / 2019

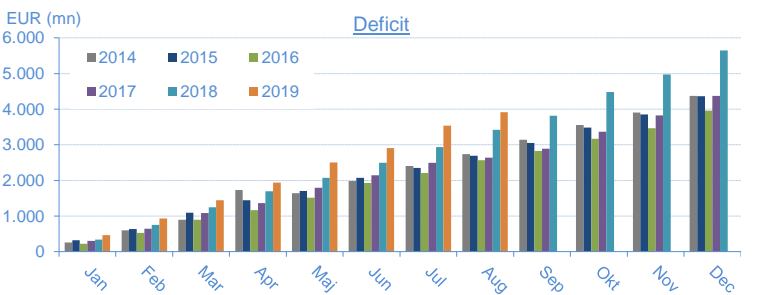
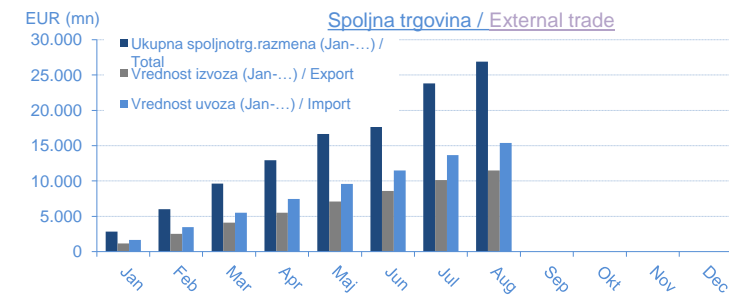
	Jan	Feb	Mar	Apr	Maj	Jun	Jul	Aug	Sep	Okt	Nov	Dec
U odnosu na isti mesec 2018 (m/m)	-5,50%	2,40%	-2,80%	-0,80%	-0,60%	-6,10%	3,70%	0,50%				
U odnosu na isti period 2018 (jan-...) (y/y)	-5,50%	-1,40%	-1,90%	-1,90%	-1,30%	-2,00%	-2,00%	-1,00%				
U odnosu na prosek 2018	-12,20%	-7,40%	2,30%	-4,40%	1,10%	-2,50%	1,70%					
Datum objavljivanja / Published date	28.02.19	29.03.19	30.04.19	31.05.19	28.06.19	31.07.19	30.08.19	30.09.19				



SPOLJNOTRGOVINSKA ROBNA RAZMENA / External Trade / 2019

* u eur mln

Mesec/Month	Jan	Feb	Mar	Apr	Maj	Jun	Jul	Aug	Sep	Okt	Nov	Dec
Ukupna spoljnotrg.razmena (Jan-...) / Total	2.840,40	6.015,80	9.626,40	12.958,60	16.675,50	20.077,90	23.801,00	26.891,80				
Promena / Yearly change	7,80%	9,80%	8,10%	8,30%	9,70%	8,00%	9,00%	7,90%				
Vrednost izvoza (Jan-...) / Export	1.186,90	2.539,90	4.092,80	5.510,50	7.087,40	8.584,20	10.131,20	11.488,50				
Promena / Yearly change	3,00%	7,10%	6,90%	7,30%	8,30%	6,70%	7,20%	6,90%				
Vrednost uvoza (Jan-...) / Import	1.653,50	3.475,90	5.533,60	7.448,10	9.588,10	11.493,70	13.669,80	15.403,30				
Promena / Yearly change	11,50%	11,70%	9,00%	9,00%	10,80%	9,10%	10,40%	8,70%				
Deficit (jan-...)	466,70	936,00	1.440,80	1.937,70	2.500,70	2.909,50	3.538,60	3.914,80				
Promena / Yearly change	40,90%	26,50%	15,60%	14,20%	18,80%	17,00%	20,60%	14,50%				
Pokrivенost uvoza izvozom (Export/Import ratio)	71,80%	73,10%	74,00%	74,00%	73,90%	74,70%	74,10%	74,60%				
Datum objavljivanja / Published date	12.03.19	29.03.19	30.04.19	31.05.19	28.06.19	31.07.19	30.08.19	30.09.19				



BUDŽETSKI BALANS / Budget balance

* u rsd mln

Budžetski balans u 2018.	32.183,97
January 2019	23.620,61
February 2019	-1.429,81
March 2019	-6.363,12
April 2019	-10.322,94
May 2019	2.776,26
June 2019	13.189,82
July 2019	27.059,77
August 2019	-1.883,59
September 2019	
October 2019	
November 2019	
December 2019	
Budžetski balans u 2019. / Total 2019	46.647,01
Planirani deficit u 2019. / Planned	-3.344,12
Ostvarenje plana / Realisation	
Datum ažuriranja / Published date	07.10.19

