ERSTE Bank
Erste bank a.d. Novi Sad

DNEVNI FINANSIJSKI PREGLED

Datum:
22.okt.18

VESTI

► **SREDNJI KURS EUR/RSD** : Dinar oslabio u odnosu na evro za 0,0424 dinara, srednji kurs **118,4887.** Obim međubankarske trgovine evrom na dan 19. oktobar do 12:30h iznosio je 19 miliona evra. NBS nije intervenisala na međubankarskom tržištu (od početka godine ukupno kupila 1.790 miliona i prodala 210 miliona evra).

► **BEOGRADSKA BERZA: Indeksi zabeležili pad vrednosti,** BELEX15 niži za 0,67 odsto, BELEXlajn za 0,26 odsto. Promet **manji** u odnosu na prethodni dan, na regulisanom tržištu najviše trgovano akcijama Aerodroma Nikola Tesla, Galenika Fitofarmacije, Komercijalne banke, NIS-a i Alfa plama.

DEVIZNO TRŽIŠTE

EUR / RSD (Srednji kurs) ► 10 dana

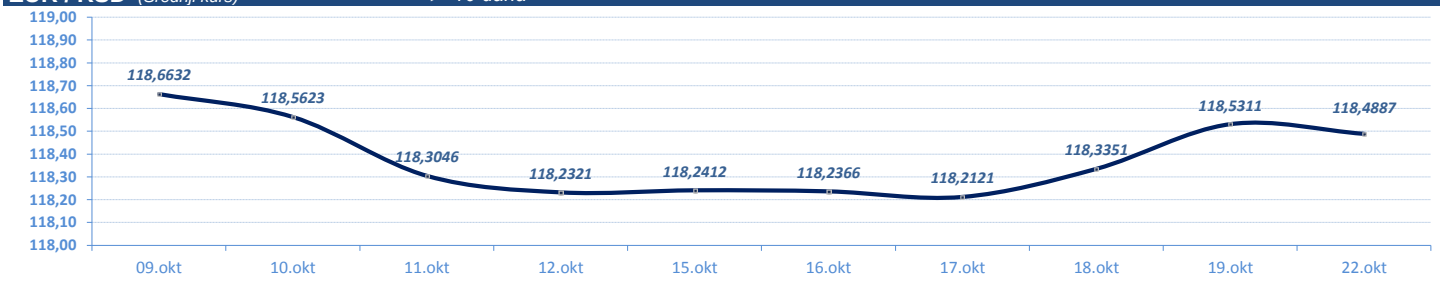

Izvor: NBS

EUR / RSD (Srednji kurs) ► Jan - ….

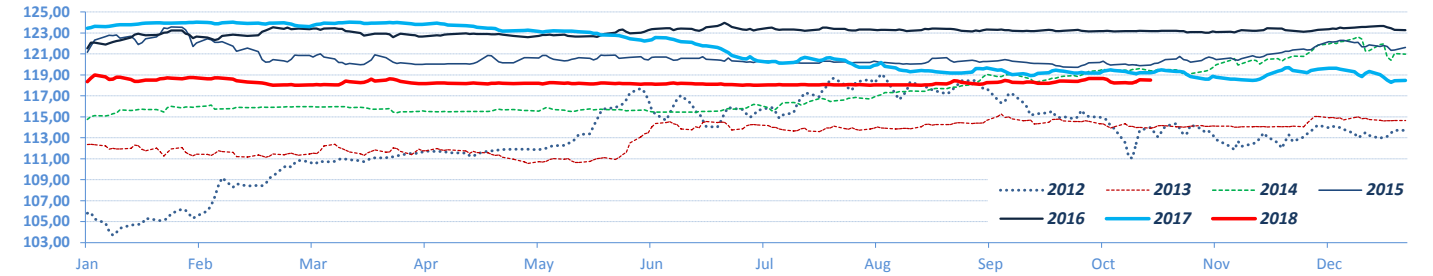

Promet na međubankarskom tržištu (kupoprodaja evra)

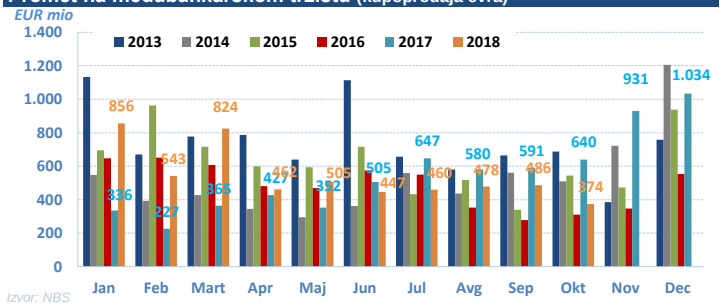

Izvor: NBS

Intervencije NBS na deviznom tržištu (Neto iznos)

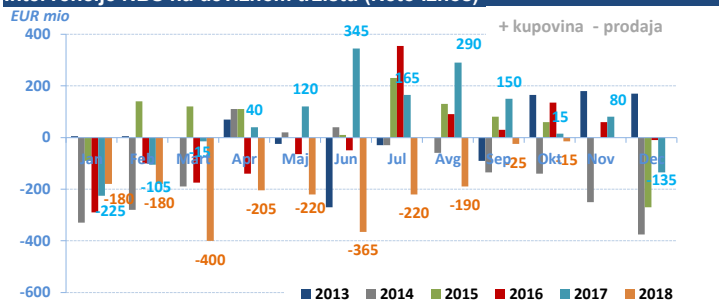

USD / RSD (Srednji kurs) ► 10 dana

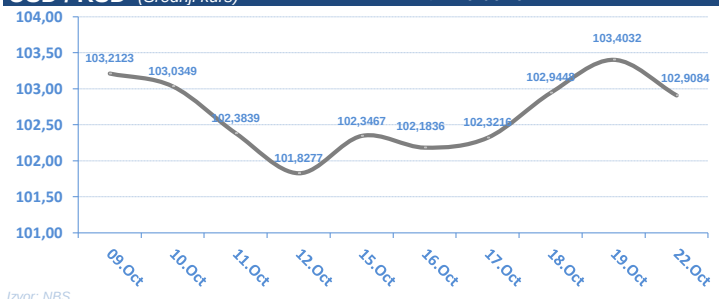

► Jan - ….

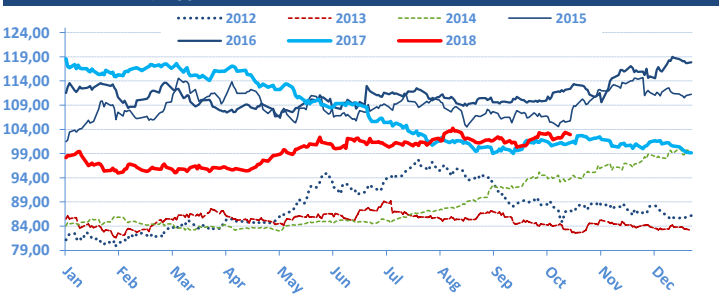

Izvor: NBS

Mesečna promena	EUR/RSD	%	USD/RSD	%
01.10.18	118,3868	0,19%	102,0840	0,29%
03.09.18	118,1567	0,08%	101,7890	0,71%
01.08.18	118,0618	0,04%	101,0717	-0,27%
02.07.18	118,0142	-0,12%	101,3432	0,06%
01.06.18	118,1616	-0,02%	101,2785	2,74%
03.05.18	118,1901	-0,04%	98,5821	-1,41%
02.04.18	118,2345	0,18%	99,9937	3,28%
01.03.18	118,0237	-0,62%	96,8201	1,28%
01.02.18	118,7554	0,35%	95,6009	-19,22%
03.01.18	118,3431	-0,76%	118,3431	18,37%
01.12.17	119,2516	-0,02%	99,9762	-2,48%
01.11.17	119,2716	0,08%	102,5199	1,31%
02.10.17	119,1760		101,1939	

Godišnja promena	EUR/RSD	%	USD/RSD	%
22.10.18	118,4887	20,74%	102,9084	4,86%
03.01.18	98,1367	-20,51%	98,1367	-17,25%
04.01.17	123,4512	1,59%	118,6004	6,34%
04.01.16	121,5145	0,30%	111,5324	9,90%
05.01.15	121,1543	5,58%	101,4863	20,72%
03.01.14	114,7559	2,14%	84,0641	-1,67%
03.01.13	112,3495	6,20%	85,4889	5,32%
04.01.12	105,7880	-0,21%	81,1693	2,16%
04.01.11	106,0156	10,47%	79,4541	18,48%
04.01.10	95,9679	7,17%	67,0635	4,25%
05.01.09	89,5436	12,27%	64,3273	18,68%
03.01.08	79,7577	-0,05%	54,2016	-10,58%
04.01.07	79,8000		60,6153	

►Inostrano *devizno tržište*

EUR / USD ► *10 dana*

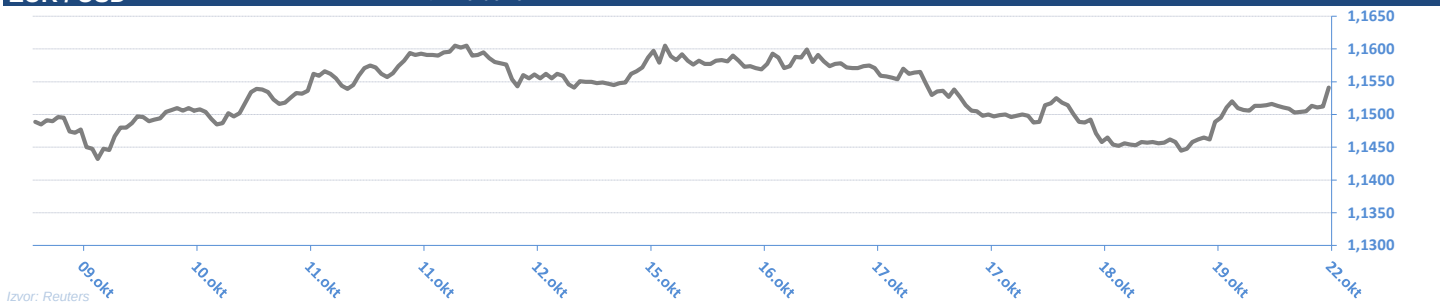

Izvor: Reuters

EUR / USD

EUR / CHF ► *10 dana*

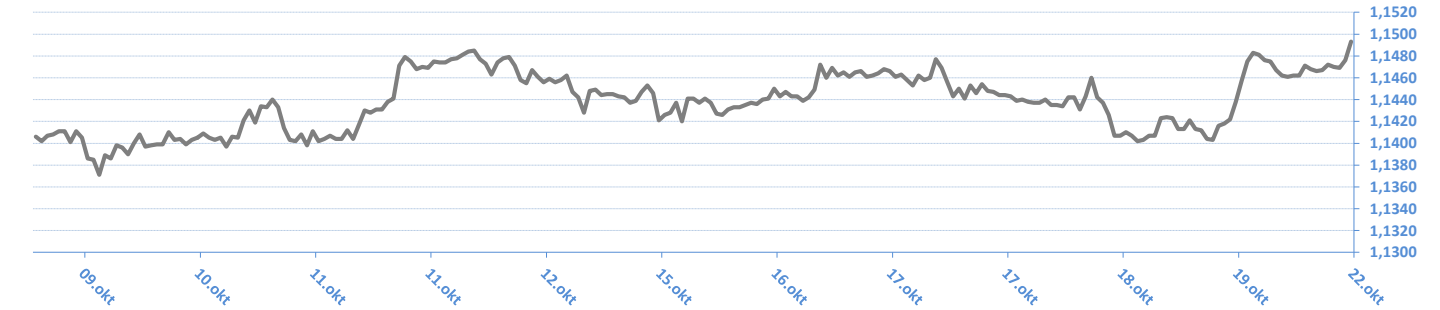

Izvor: Reuters

EUR / CHF

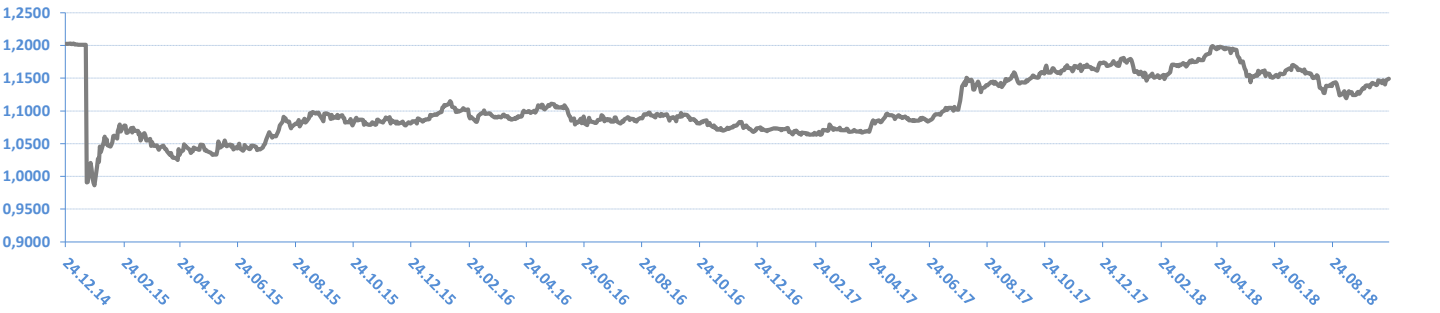

22.10.2018 ***08:54:40***

EUR / XX

Valutni par	Kupovni	Prodajni
EUR/USD	1,1540	1,1544
EUR/JPY	130,0900	130,1300
EUR/GBP	0,8818	0,8822
EUR/CHF	1,1491	1,1496
EUR/DKK	7,4601	7,4604
EUR/NOK	9,4700	9,4725
EUR/SEK	10,3462	10,3507
EUR/CAD	1,5103	1,5108
EUR/AUD	1,6209	1,6211
EUR/HUF	322,6700	322,8700
EUR/CZK	25,8510	25,8570
EUR/PLN	4,2915	4,2935
EUR/HRK	7,4280	7,4310
EUR/RUB	75,5741	75,6772
EUR/NZD	1,7493	1,7498

USD / XX

Valutni par	Kupovni	Prodajni
USD/EUR	0,8663	0,8663
USD/JPY	112,7200	112,7500
USD/GBP	0,7641	0,7644
USD/CHF	0,9958	0,9961
USD/DKK	6,4634	6,4644
USD/NOK	8,2045	8,2085
USD/SEK	8,9643	8,9683
USD/CAD	1,3086	1,3090
USD/AUD	1,4045	1,4047
USD/HUF	279,5700	279,7300
USD/CZK	22,3990	22,4040
USD/SKK	21,5460	21,6000
USD/PLN	3,7183	3,7199
USD/HRK	6,4356	6,4388
USD/RUB	65,4750	65,5750
USD/NZD	1,5154	1,5165

** Međunarodno devizno međubankarsko tržište*

Izvor: Reuters

NOVČANO TRŽIŠTE i TRŽIŠTE HOV

EURIBOR

SW	-0,376
2W	-0,371
1M	-0,370
3M	-0,317
6M	-0,262
1Y	-0,154

* Izvor: Reuters; Objavljeno prethodnog radnog dana

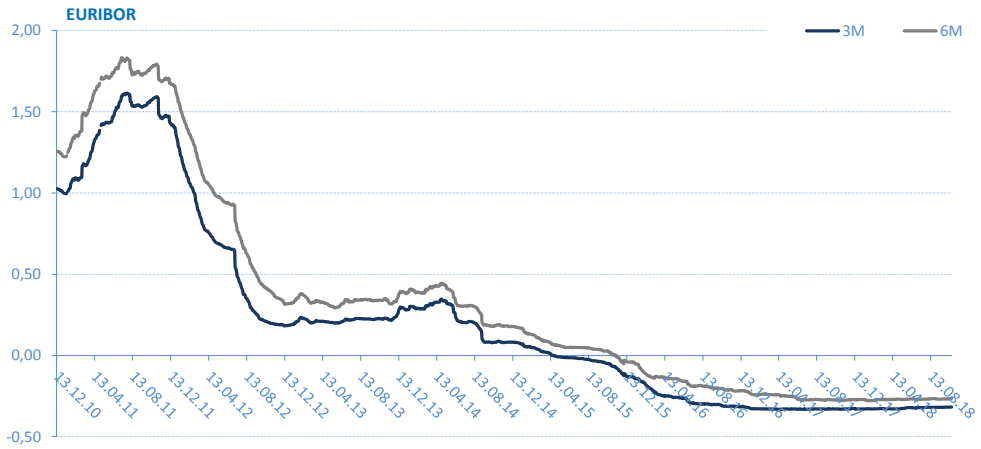

Kamatne stope Centralnih Banaka

CB	Kamatna stopa
USD	2,25
EUR	0,00
GBP	0,75
CAD	1,50
AUD	1,50
JPY	0,10

* Izvor: Reuters; Objavljeno prethodnog radnog dana

REFERENTNA KAMATNA STOPA NBS

Date	Rate	Promena (%)
08.06.18	3,00%	0,00%
10.05.18	3,00%	0,00%
12.04.18	3,00%	-7,69%
14.03.18	3,25%	-7,14%
08.02.18	3,50%	0,00%
11.01.18	3,50%	0,00%
07.12.17	3,50%	0,00%
09.11.17	3,50%	0,00%
09.10.17	3,50%	-6,67%
07.09.17	3,75%	

* Izvor: NBS

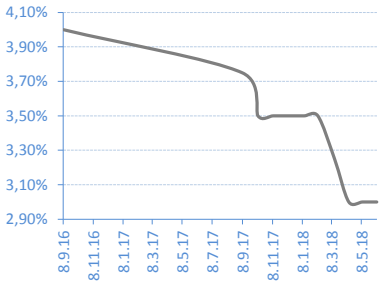

BEONIA

Date	Rate	Promena (%)
19.10.18	2,23%	3,24%
18.10.18	2,16%	8,54%
17.10.18	1,99%	-2,45%
16.10.18	2,04%	0,00%
15.10.18	2,04%	4,08%
12.10.18	1,96%	-0,51%
11.10.18	1,97%	-0,51%
10.10.18	1,98%	0,00%
09.10.18	1,98%	0,51%
08.10.18	1,97%	

* Izvor: Reuters; Objavljeno prethodnog radnog dana

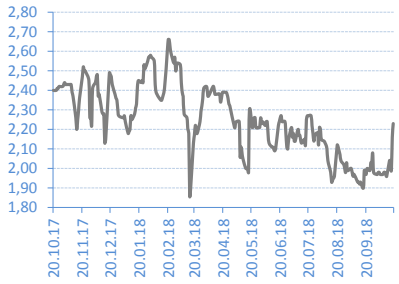

Kamatne stope/Prinos na tržištu

Belibor

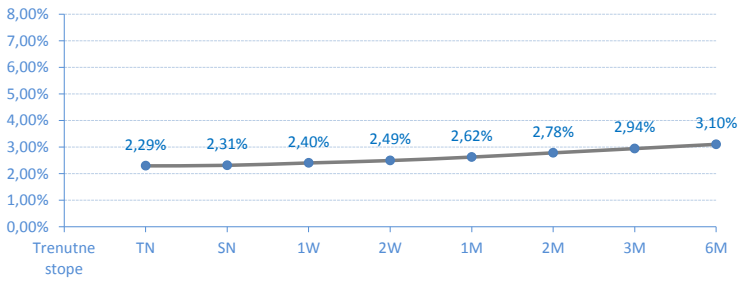

Državne HOV Republike Srbije u Dinarima - prinosi sa poslednje aukcije

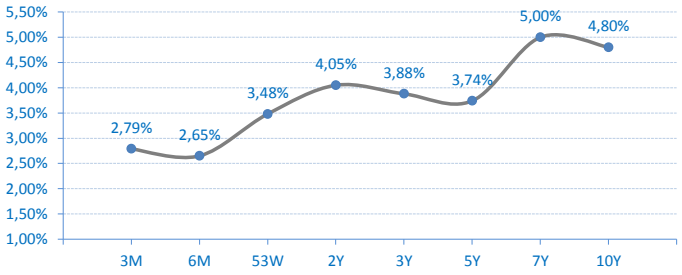

Državne HOV Republike Srbije u Evrima - prinosi sa poslednje aukcije

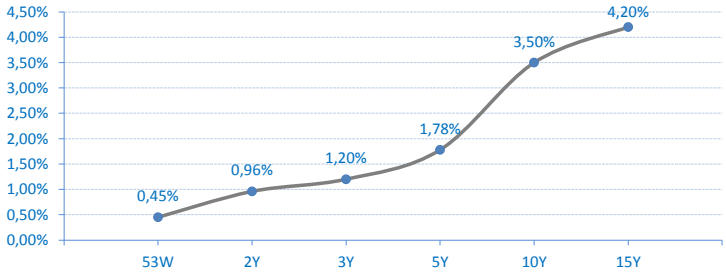

BELIBOR

Trenutne stope	
TN	2,29%
SN	2,31%
1W	2,40%
2W	2,49%
1M	2,62%
2M	2,78%
3M	2,94%
6M	3,10%

* Objavljeno prethodnog radnog dana

Istorijski pregled kretanja 6M i 3M Belibor-a

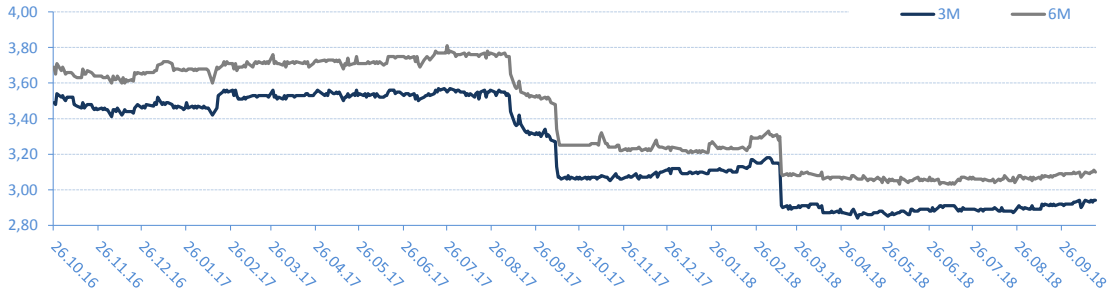

DRŽAVNE HOV Republike Srbije u Dinarima - primarna prodaja

** Izvor: MF - Trezor*

T-BILLS 3M - RSD

Datum	Stopa	Realizacija
14.01.16	2,79%	100,00%
05.11.15	2,94%	100,00%
15.10.15	3,00%	92,18%
06.08.15	4,40%	96,26%
16.07.15	4,79%	98,47%
07.05.15	5,63%	92,92%
16.04.15	6,45%	100,00%
05.02.15	6,95%	45,05%

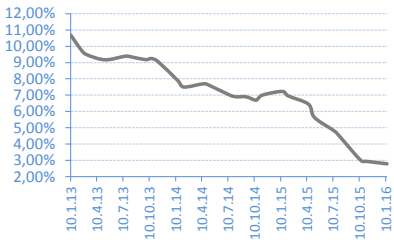

T-BILLS 6M - RSD

Datum	Stopa	Realizacija
01.09.16	2,65%	23,03%
03.03.16	3,25%	96,46%
03.12.15	3,25%	97,22%
08.10.15	4,09%	100,00%
03.09.15	4,57%	87,90%
04.06.15	5,25%	93,30%
05.03.15	7,00%	21,33%
04.12.14	7,10%	100,00%

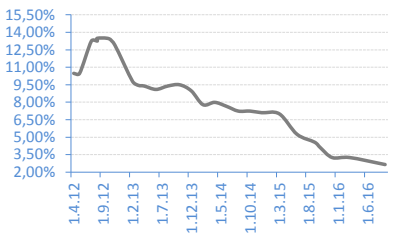

T-BILLS 53W - RSD

Datum	Stopa	Realizacija
06.02.17	3,48%	17,91%
21.12.16	3,49%	32,22%
15.11.16	3,57%	45,64%
28.09.16	3,58%	52,92%
27.07.16	3,59%	49,07%
07.06.16	4,01%	78,06%
15.03.16	4,01%	16,73%
02.02.16	4,09%	63,42%

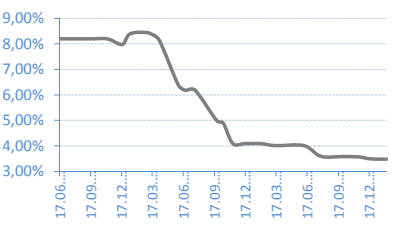

G-BONDS 2Y - RSD

Datum	Stopa	Realizacija
24.10.17	4,05%	116,30%
13.06.17	4,65%	51,56%
16.05.17	4,65%	43,95%
21.03.17	4,65%	100,00%
13.02.17	4,74%	78,80%
10.01.17	4,74%	23,25%
13.06.16	4,30%	95,67%
10.03.16	4,95%	56,41%

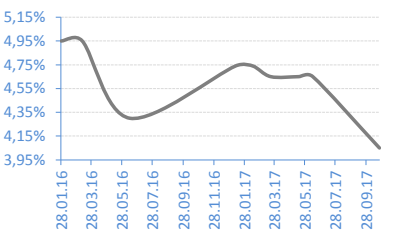

G-BONDS 3Y - RSD

Datum	Stopa	Realizacija
30.01.18	3,88%	34,77%
06.11.17	4,29%	97,97%
31.08.17	4,80%	100,00%
02.08.17	4,90%	81,63%
06.07.17	5,00%	50,54%
04.05.17	5,00%	39,44%
11.04.17	5,00%	96,73%
03.04.17	5,00%	100,00%

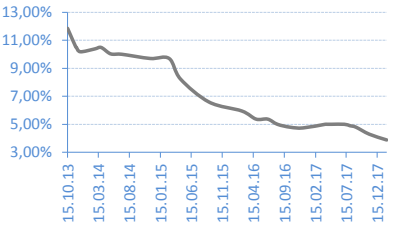

G-BONDS 5Y - RSD

Datum	Stopa	Realizacija
11.09.18	3,74%	98,60%
14.08.18	3,75%	65,62%
17.07.18	3,80%	40,58%
05.06.18	3,95%	35,67%
22.05.18	3,99%	26,18%
08.05.18	4,15%	97,00%
24.04.18	4,15%	52,31%
10.04.18	4,15%	32,63%

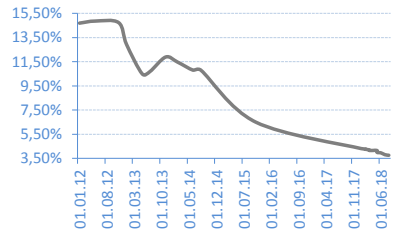

G-BONDS 7Y - RSD

Datum	Stopa	Realizacija
23.10.17	5,00%	100,00%
25.07.17	5,60%	37,14%
17.05.17	5,60%	43,41%
23.02.17	5,60%	22,35%
26.01.17	5,64%	37,50%
25.10.16	5,64%	93,74%
19.07.16	5,98%	94,41%
24.03.15	10,75%	100,00%

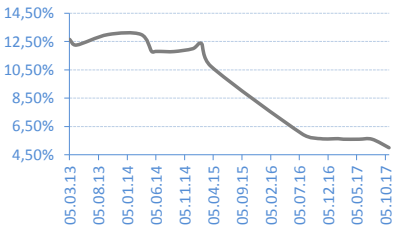

G-BONDS 10Y - RSD

Datum	Stopa	Realizacija
07.08.18	4,80%	26,87%
10.07.18	4,85%	36,97%
15.05.18	4,90%	96,72%
03.04.18	5,17%	26,55%
20.03.18	5,17%	83,61%
06.03.18	5,20%	203,57%

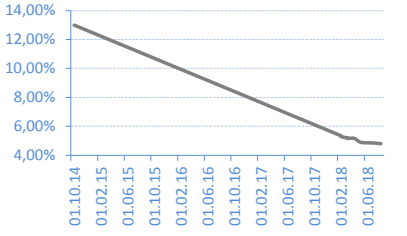

DRŽAVNE HOV Republike Srbije u Evrima - primarna prodaja

** Izvor: MF - Trezor*

T-BILLS 53W - EUR

Datum	Stopa	Realizacija
21.05.18	0,45%	100,00%
18.01.18	0,47%	98,00%
05.12.17	0,48%	100,00%
30.08.17	0,55%	50,00%
15.05.17	0,70%	91,30%
20.03.17	0,74%	60,00%
12.01.17	0,78%	46,20%
29.11.16	0,78%	100,00%

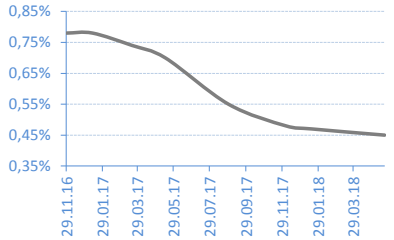

G-BONDS 2Y - EUR

Datum	Stopa	Realizacija
22.03.18	0,96%	25,62%
01.02.18	0,96%	52,00%
14.09.17	0,99%	53,60%
12.07.17	1,04%	16,80%
23.05.17	1,04%	99,00%
14.02.17	1,05%	95,35%
06.12.16	1,07%	66,00%
04.11.16	1,08%	23,00%

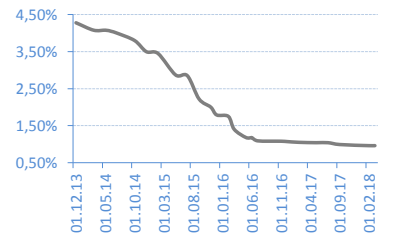

G-BONDS 3Y - EUR

Datum	Stopa	Realizacija
20.04.18	1,20%	35,96%
28.03.18	1,24%	99,29%
02.02.18	1,29%	100,00%
21.12.17	1,49%	100,00%
20.11.17	1,75%	49,70%
21.09.17	1,85%	100,00%
21.06.17	1,87%	63,17%
24.04.17	1,89%	100,00%

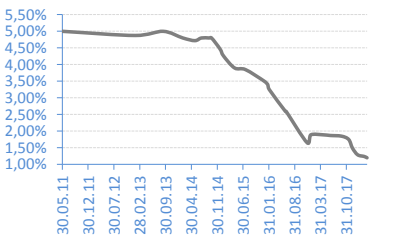

G-BONDS 5Y - EUR

Datum	Stopa	Realizacija
16.04.18	1,78%	52,41%
19.02.18	1,88%	79,99%
19.01.18	1,95%	80,28%
21.11.17	2,38%	100,00%
20.07.17	2,69%	100,00%
31.05.17	2,69%	100,00%
21.02.17	2,69%	98,40%
08.09.16	2,90%	100,00%

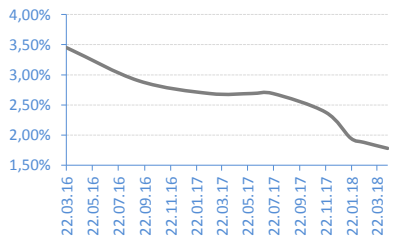

G-BONDS 10Y - EUR

Datum	Stopa	Realizacija
26.03.18	3,50%	86,85%
13.07.17	4,00%	42,95%
15.03.17	4,00%	65,60%
25.05.16	4,20%	96,00%
04.12.15	4,40%	100,00%
28.07.15	4,50%	76,77%
19.11.14	5,50%	100,00%
04.06.14	5,50%	59,18%

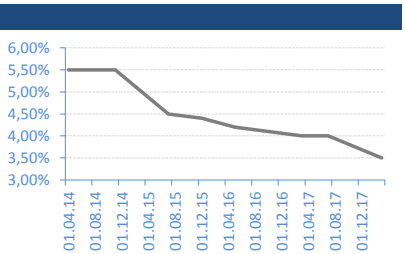

G-BONDS 15Y - EUR

Datum	Stopa	Realizacija
06.09.17	4,20%	70,13%
19.10.16	4,20%	100,00%
14.02.11	5,85%	48,68%

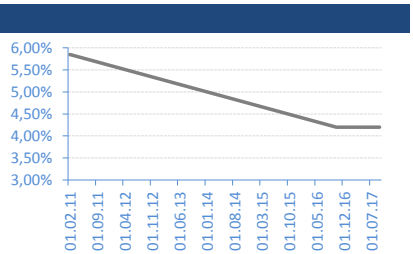

BEOGRADSKA BERZA

** izvor: Beogradska berza*

Dnevni podaci za prethodni radni dan

**zvanični podaci za navedeni dan objavljuju se u 14:45h*

AKCIJE - REGULISANO TRŽIŠTE

Najtrgovanije HOV

	Simbol	Cena	% Promena	Open	Max	Min	Broj trans	Obim	Promet RSD
Aerodrom Nikola Tesla a.d. Beograd	AERO	1.679	0,66%	1.660	1.680	1.660	58	20.079	33.712.042
Galenika Fitofarmacija a.d. Zemun	FITO	2.800	0,00%	2.800	2.800	2.800	2	10.030	28.084.000
Komercijalna banka a.d. Beograd	KMBNPB	720	-1,91%	700	720	700	6	806	572.200
NIS a.d. Novi Sad	NIIS	690	0,44%	688	690	688	35	685	472.330
Alfa plam a.d. Vranje	ALFA	33.600	0,15%	33.600	33.600	33.600	1	7	235.200

Dobitnici

	Simbol	Cena	% Promena	Open	Max	Min	Broj trans	Obim	Promet RSD
Veterinarski zavod Subotica a.d. Subotica	VZAS	93	3,33%	91	104	91	4	315	29.185
Metalac a.d. Gornji Milanovac	MTLC	2.070	0,98%	2.070	2.070	2.070	1	30	62.100
Aerodrom Nikola Tesla a.d. Beograd	AERO	1.679	0,66%	1.660	1.680	1.660	58	20.079	33.712.042
NIS a.d. Novi Sad	NIIS	690	0,44%	688	690	688	35	685	472.330
Jedinstvo a.d. Sevojno	JESV	5.050	0,40%	5.050	5.050	5.050	3	38	191.900

Gubitnici

	Simbol	Cena	% Promena	Open	Max	Min	Broj trans	Obim	Promet RSD
Komercijalna banka a.d. Beograd	KMBN	2.000	-4,67%	2.000	2.000	2.000	1	100	200.000
Komercijalna banka a.d. Beograd	KMBNPB	720	-1,91%	700	720	700	6	806	572.200

AKCIJE - MTP

Najtrgovanije HOV

	Simbol	Cena	% Promena	Ponuda	Tražnja	Broj	Obim	Promet RSD
Min Div a.d. Svrljig	SVRL	602	0,00%	8792	330	4	330	198.660
Tehnohemija u restrukturiranju a.d. Beograd	THHM	235	0,00%	514	375	2	375	88.125
Rudo a.d. Beograd	RUDO	149	0,00%	283	283	1	283	42.167
Venac a.d. Pecinci	VNAC	350	0,00%	67	67	1	67	23.450
Novosadski sajam a.d. Novi Sad	NSSJ	500	0,00%	801	14	1	6	3.000

Dobitnici

	Simbol	Cena	% Promena	Ponuda	Tražnja	Broj	Obim	Promet RSD

Gubitnici

	Simbol	Cena	% Promena	Ponuda	Tražnja	Broj	Obim	Promet RSD

BELEX15	
Vrednost	738,95
Promena	-4,97
%	-0,67%

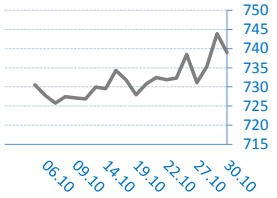

BELEXline	
Vrednost	1.548,75
Promena	-4,10
%	-0,26%

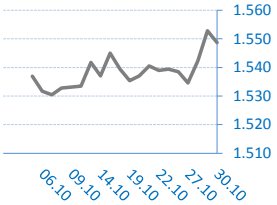

Kontakti:

Srđan Tomašević
srdjan.tomasevic@erstebank.rs
Devizno tržište
011/220 9116

Dušan Stević
dusan.stevic@erstebank.rs
Devizno tržište
011/220 9118

Danijela Stojanović
danijela.stojanovic@erstebank.rs
Devizno tržište
011/ 220 9132

Nenad Đurović
nenad.djurovic@erstebank.rs
Novčano tržište
011/ 220 9115

Aleksandar Zarić
aleksandar.zaric@erstebank.rs
Devizno tržište
011/220 9198

Aleksandra Parčetić
aleksandra.parcetic@erstebank.rs
Brokersko poslovanje - Hartije od vrednosti
011/220 9159

Marija Đorđević
marija.djordjevic@erstebank.rs
Brokersko poslovanje - Hartije od vrednosti
011/220 9110

Nebojša Milović
nebojsa.milovic@erstebank.rs
Brokersko poslovanje - Hartije od vrednosti
011/220 9181

Izveštaj sačinio Sektor sredstava / Odeljenje Middle office

Informacije i cene iz ovog pregleda dobijene su iz izvora za koje verujemo da su pouzdani ali ne garantujemo njihovu tačnost i potpunost. Navedene informacije su važeće samo u trenutku njihovog sastavljanja a objavljuju se u ciju opšteg informisanja, pri čemu ne predstavljaju bilo kakav oblik investicionog saveta niti preporuke za investiranje niti na bilo koji način obavezuju Erste Bank ad Novi Sad u pogledu odgovornosti za štetu nastalu upotrebom informacija iz ovog pregleda.

MAKROEKONOMSKI POKAZATELJI

Izvor: Republički zavod za statistiku; Ministarstvo finansija Republike Srbije

Indeks potrošačkih cena *(Consumer Price Index - CPI) / 2018*

	Jan	Feb	Mar	Apr	Maj	Jun	Jul	Aug	Sep	Okt	Nov	Dec
U odnosu na prethodni mesec	0,30%	0,30%	0,10%	0,40%	0,60%	0,40%	-0,30%	0,30%	-0,30%			
U odnosu na isti mesec 2017.	1,90%	1,50%	1,40%	1,10%	2,10%	2,30%	2,40%	2,60%	2,10%			
U odnosu na decembar 2017.		0,70%	0,80%	1,20%	1,80%	2,20%	1,90%	2,20%	1,90%			
Datum objavljivanja	*23.02.18*	*12.03.18*	*12.04.18*	*11.05.18*	*12.06.18*	*12.07.18*	*13.08.18*	*12.09.18*	*12.10.18*			

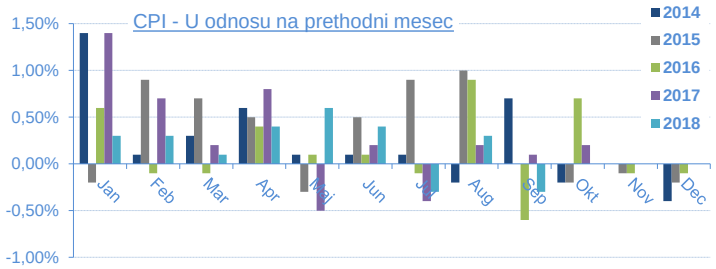

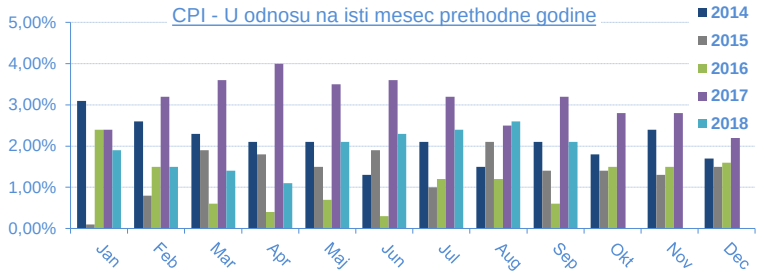

INDUSTRIJSKA PROIZVODNJA / 2018

	Jan	Feb	Mar	Apr	Maj	Jun	Jul	Aug	Sep	Okt	Nov	Dec
U odnosu na isti mesec 2017	10,60%	3,30%	4,10%	3,10%	0,50%	3,90%	1,70%	-4,30%				
U odnosu na isti period 2017 (jan-…)	10,60%	6,90%	5,90%	5,20%	4,10%	4,20%	3,70%	2,70%				
U odnosu na prosek 2017	-6,00%		6,80%		2,90%	5,60%						
Datum objavljivanja	*28.02.18*	*30.03.18*	*30.04.18*	*31.05.18*	*29.06.18*	*31.07.18*	*31.08.18*	*28.09.18*				

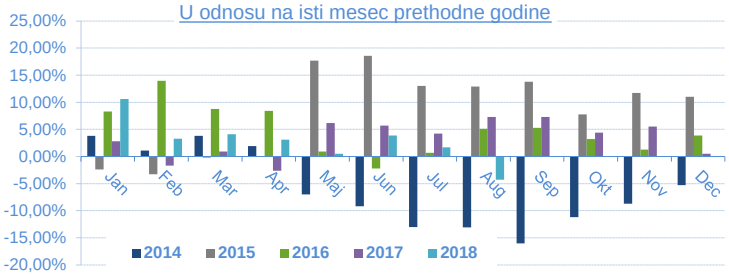

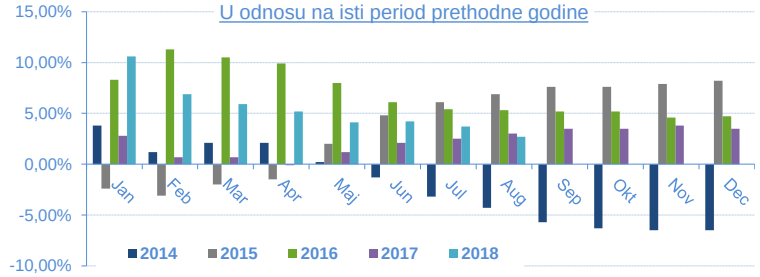

SPOLJNOTRGOVINSKA ROBNA RAZMENA / 2018

* u eur mln

Mesec	Jan	Feb	Mar	Apr	Maj	Jun	Jul	Aug	Sep	Okt	Nov	Dec
Ukupna spoljnotrg.razmena (Jan-…)	2.623,00	5.483,90	8.885,60	11.950,40	15.143,60	18.560,00	21.821,50	24.883,20				
Promena (u odnosu na isti period 2017.)	*21,60%*	*15,50%*	*10,70%*	*10,90%*	*9,30%*	*9,90%*	*10,80%*	*11,00%*				
Vrednost izvoza (Jan-…)	1.143,30	2.367,50	3.821,00	5.126,40	6.535,00	8.033,00	9.442,10	10.730,30				
Promena (u odnosu na isti period 2017.)	*21,60%*	*13,80%*	*8,70%*	*7,50%*	*7,10%*	*7,60%*	*8,50%*	*8,50%*				
Vrednost uvoza (Jan-…)	1.479,70	3.116,40	5.064,60	6.824,00	8.608,60	10.527,00	12.379,40	14.152,90				
Promena (u odnosu na isti period 2017.)	*21,60%*	*16,80%*	*12,30%*	*13,50%*	*11,10%*	*11,70%*	*12,70%*	*13,00%*				
Deficit (jan-…)	336,40	748,90	1.243,60	1.697,60	2.073,60	2.494,00	2.937,30	3.422,60				
Promena (u odnosu na isti period 2017.)	*21,80%*	*27,70%*	*25,40%*	*36,20%*	*26,20%*	*27,20%*	*28,50%*	*30,00%*				
Pokrivenost uvoza izvozom	77,30%	76,00%	75,40%	75,10%	75,90%	76,30%	76,20%	75,80%				
Datum objavljivanja	*12.03.18*	*30.03.18*	*30.04.18*	*31.05.18*	*29.06.18*	*31.07.18*	*31.08.18*	*28.09.18*				

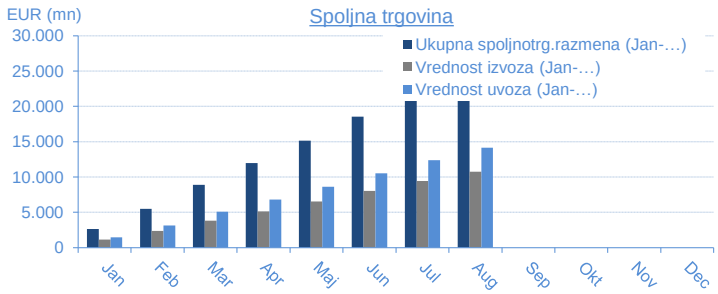

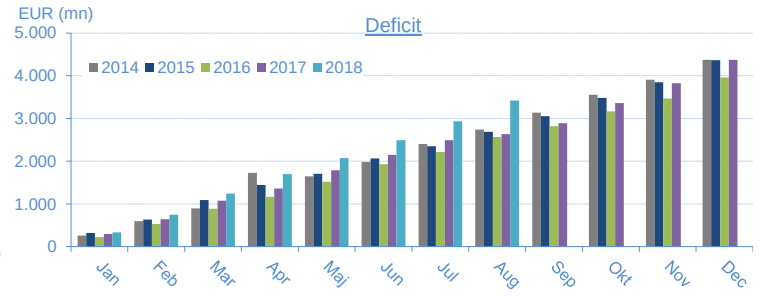

BUDŽETSKI DEFICIT

* u rsd mln
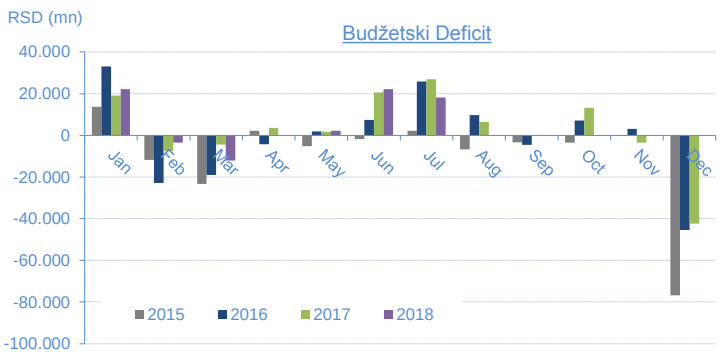
Budžetski deficit u 2017.	33.913,94
January 2018	22.115,64
February 2018	-3.577,50
March 2018	-12.067,45
April 2018	91,30
May 2018	2.227,41
June 2018	22.132,51
July 2018	18.194,79
August 2018	
September 2018	
October 2018	
November 2018	
December 2018	
Budžetski deficit u 2018.	49.116,70
Planirani deficit u 2018.	-28.400,00
Ostvarenje plana	
Datum ažuriranja	*10.09.18*