ERSTE Bank
Erste bank a.d. Novi Sad

DNEVNI FINANSIJSKI PREGLED

Datum:
19.jun.18

VESTI

► ***SREDNJI KURS EUR/RSD*** *: Dinar ojačao u odnosu na evro za 0,0296 srednji kurs* ***118,1454.*** *Obim međubankarske trgovine evrom na dan 18. jun do 12:30h iznosio je 6,8 milion evra. NBS nije intervenisala na međubankarskom tržištu (od početka godine ukupno kupila 1.180 miliona i prodala 180 miliona evra).*

► ***BEOGRADSKA BERZA: Indeksi zabeležili rast vrednosti,*** *BELEX15 viši za 0,58 odsto, BELEXlajn za 0,37 odsto.* ***Promet veći*** *u odnosu na prethodni dan, na regulisanom tržištu najviše trgovano akcijama Aerodroma Nikola Tesla, Messer Tehnogasa, NIS-a, Soje protein i Energoprojekt holdinga.*

DEVIZNO TRŽIŠTE

EUR / RSD *(Srednji kurs)* ► *10 dana*

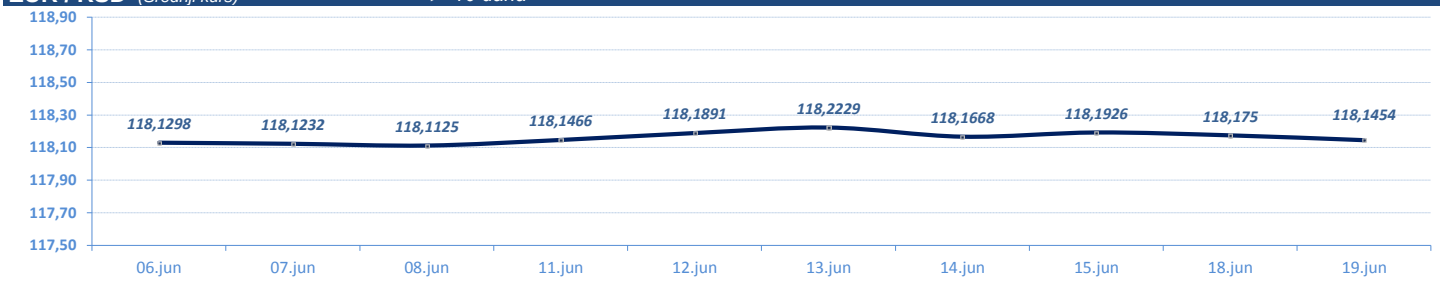

Izvor: NBS

EUR / RSD *(Srednji kurs)* ► *Jan - ….*

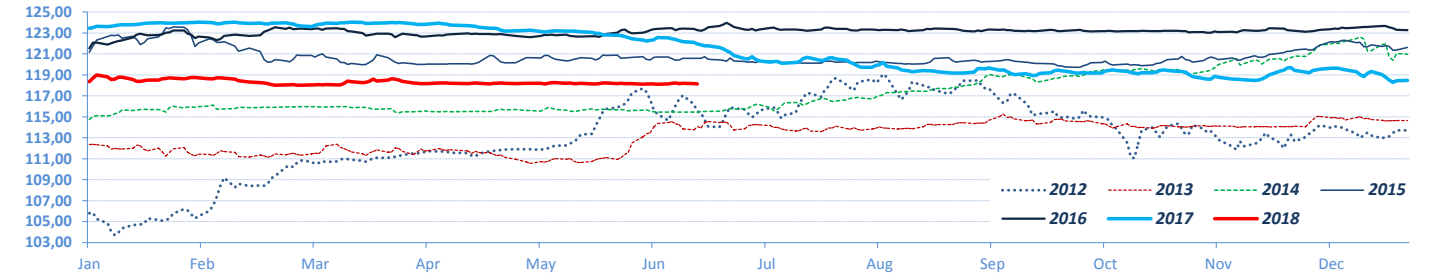

Promet na međubankarskom tržištu (kupoprodaja evra)

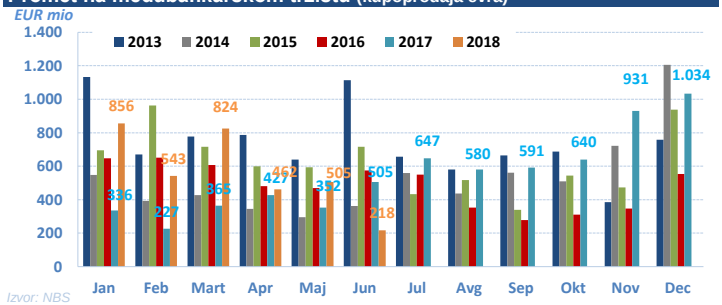

Izvor: NBS

Intervencije NBS na deviznom tržištu (Neto iznos)

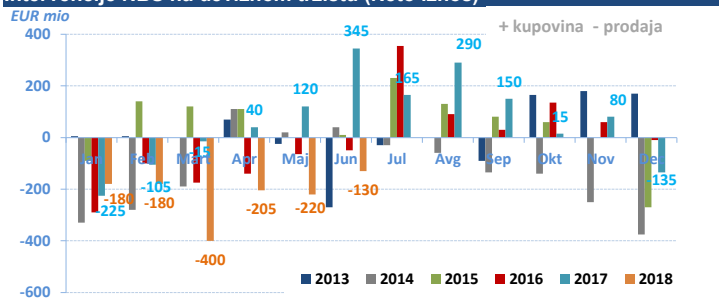

USD / RSD *(Srednji kurs)* ► *10 dana*

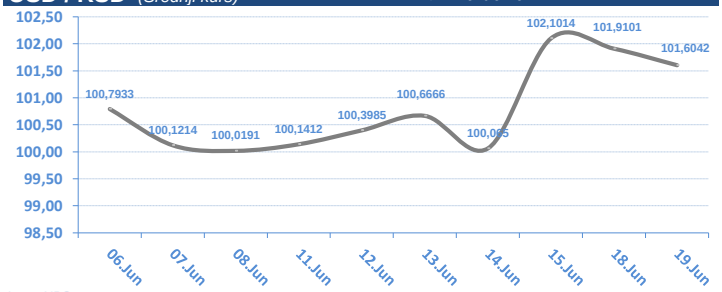

Izvor: NBS

► *Jan - ….*

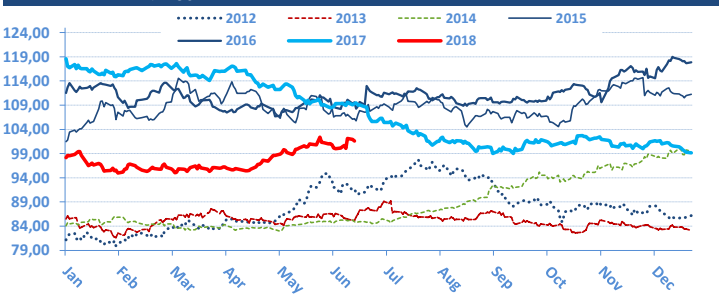

Mesečna promena	EUR/RSD	%	USD/RSD	%
01.06.18	118,1616	*-0,02%*	101,2785	*2,74%*
03.05.18	118,1901	*-0,04%*	98,5821	*-1,41%*
02.04.18	118,2345	*0,18%*	99,9937	*3,28%*
01.03.18	118,0237	*-0,62%*	96,8201	*1,28%*
01.02.18	118,7554	*0,35%*	95,6009	*-19,22%*
03.01.18	118,3431	*-0,76%*	118,3431	*18,37%*
01.12.17	119,2516	*-0,02%*	99,9762	*-2,48%*
01.11.17	119,2716	*0,08%*	102,5199	*1,31%*
02.10.17	119,1760	*0,01%*	101,1939	*1,01%*
01.09.17	119,1681	*-0,84%*	100,1834	*-1,35%*
01.08.17	120,1830	*-0,30%*	101,5574	*-3,85%*
03.07.17	120,5452	*-1,65%*	105,6210	*-3,12%*
01.06.17	122,5722		109,0209	

Godišnja promena	EUR/RSD	%	USD/RSD	%
19.06.18	118,1454	*20,39%*	101,6042	*3,53%*
03.01.18	98,1367	*-20,51%*	98,1367	*-17,25%*
04.01.17	123,4512	*1,59%*	118,6004	*6,34%*
04.01.16	121,5145	*0,30%*	111,5324	*9,90%*
05.01.15	121,1543	*5,58%*	101,4863	*20,72%*
03.01.14	114,7559	*2,14%*	84,0641	*-1,67%*
03.01.13	112,3495	*6,20%*	85,4889	*5,32%*
04.01.12	105,7880	*-0,21%*	81,1693	*2,16%*
04.01.11	106,0156	*10,47%*	79,4541	*18,48%*
04.01.10	95,9679	*7,17%*	67,0635	*4,25%*
05.01.09	89,5436	*12,27%*	64,3273	*18,68%*
03.01.08	79,7577	*-0,05%*	54,2016	*-10,58%*
04.01.07	79,8000		60,6153	

▶ Inostrano *devizno tržište*

EUR / USD ▶ *10 dana*

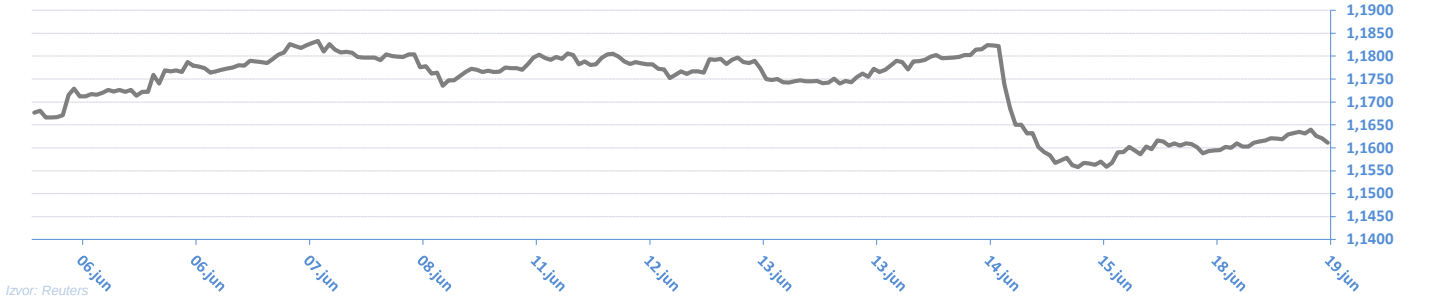

Izvor: Reuters

EUR / USD

EUR / CHF ▶ *10 dana*

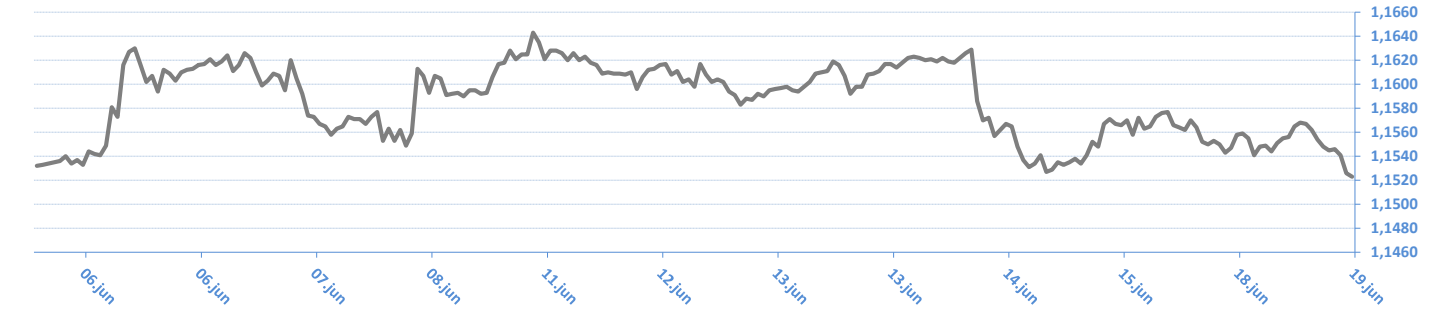

Izvor: Reuters

EUR / CHF

19.06.2018 ***08:25:55***

EUR / XX

Valutni par	Kupovni	Prodajni
EUR/USD	1,1608	1,1612
EUR/JPY	127,2700	127,3100
EUR/GBP	0,8765	0,8770
EUR/CHF	1,1521	1,1528
EUR/DKK	7,4516	7,4521
EUR/NOK	9,4866	9,4916
EUR/SEK	10,3080	10,3111
EUR/CAD	1,5362	1,5367
EUR/AUD	1,5741	1,5746
EUR/HUF	324,3600	324,6100
EUR/CZK	25,8190	25,8390
EUR/PLN	4,3080	4,3094
EUR/HRK	7,3780	7,3810
EUR/RUB	74,0543	74,1253
EUR/NZD	1,6815	1,6820

USD / XX

Valutni par	Kupovni	Prodajni
USD/EUR	0,8612	0,8612
USD/JPY	109,6400	109,6700
USD/GBP	0,7550	0,7552
USD/CHF	0,9924	0,9928
USD/DKK	6,4178	6,4198
USD/NOK	8,1712	8,1752
USD/SEK	8,8782	8,8812
USD/CAD	1,3233	1,3236
USD/AUD	1,3559	1,3563
USD/HUF	279,3400	279,6600
USD/CZK	22,2350	22,2550
USD/SKK	21,5460	21,6000
USD/PLN	3,7111	3,7116
USD/HRK	6,3538	6,3585
USD/RUB	63,7665	63,8415
USD/NZD	1,4482	1,4491

** Međunarodno devizno međubankarsko tržište*

Izvor: Reuters

NOVČANO TRŽIŠTE i TRŽIŠTE HOV

EURIBOR

SW	-0,380
2W	-0,371
1M	-0,370
3M	-0,323
6M	-0,268
1Y	-0,184

* Izvor: Reuters; Objavljeno prethodnog radnog dana

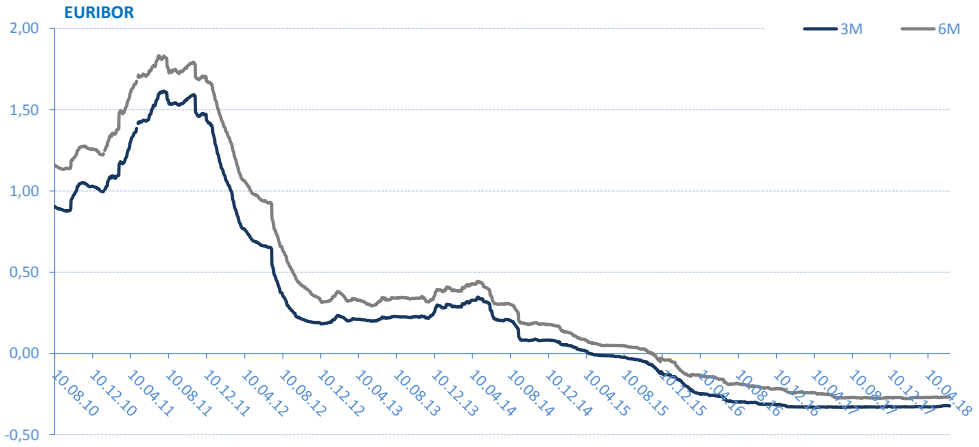

Kamatne stope Centralnih Banaka

CB	Kamatna stopa
USD	2,00
EUR	0,00
GBP	0,50
CAD	1,25
AUD	1,50
JPY	0,10

* Izvor: Reuters; Objavljeno prethodnog radnog dana

REFERENTNA KAMATNA STOPA NBS

Date	Rate	Promena (%)
08.06.18	3,00%	0,00%
10.05.18	3,00%	0,00%
12.04.18	3,00%	-7,69%
14.03.18	3,25%	-7,14%
08.02.18	3,50%	0,00%
11.01.18	3,50%	0,00%
07.12.17	3,50%	0,00%
09.11.17	3,50%	0,00%
09.10.17	3,50%	-6,67%
07.09.17	3,75%	

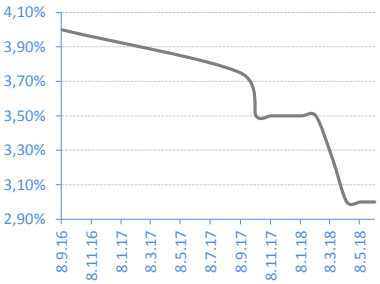

* Izvor: NBS

BEONIA

Date	Rate	Promena (%)
18.06.18	2,22%	5,71%
15.06.18	2,10%	0,48%
14.06.18	2,09%	-0,48%
13.06.18	2,10%	-0,47%
12.06.18	2,11%	0,00%
11.06.18	2,11%	-0,94%
08.06.18	2,13%	-1,84%
07.06.18	2,17%	-3,13%
06.06.18	2,24%	0,00%
05.06.18	2,24%	

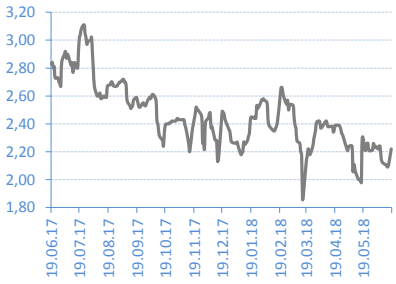

* Izvor: Reuters; Objavljeno prethodnog radnog dana

Kamatne stope/Prinos na tržištu

Belibor

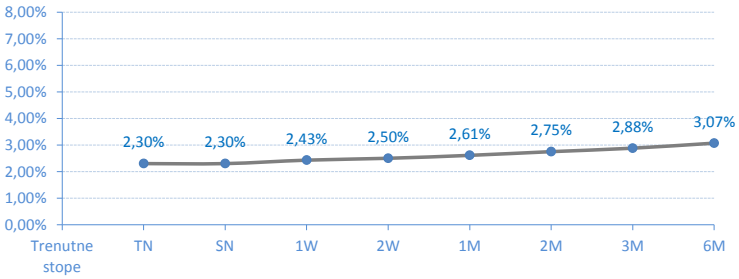

Državne HOV Republike Srbije u Dinarima - prinosi sa poslednje aukcije

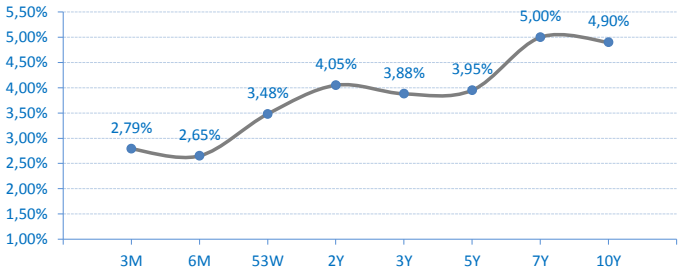

Državne HOV Republike Srbije u Evrima - prinosi sa poslednje aukcije

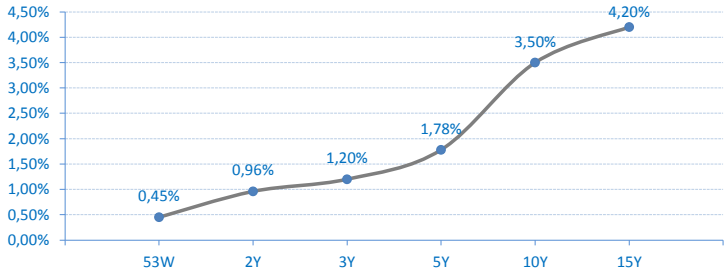

BELIBOR

Trenutne stope	
TN	2,30%
SN	2,30%
1W	2,43%
2W	2,50%
1M	2,61%
2M	2,75%
3M	2,88%
6M	3,07%

* Objavljeno prethodnog radnog dana

Istorijski pregled kretanja 6M i 3M Belibor-a

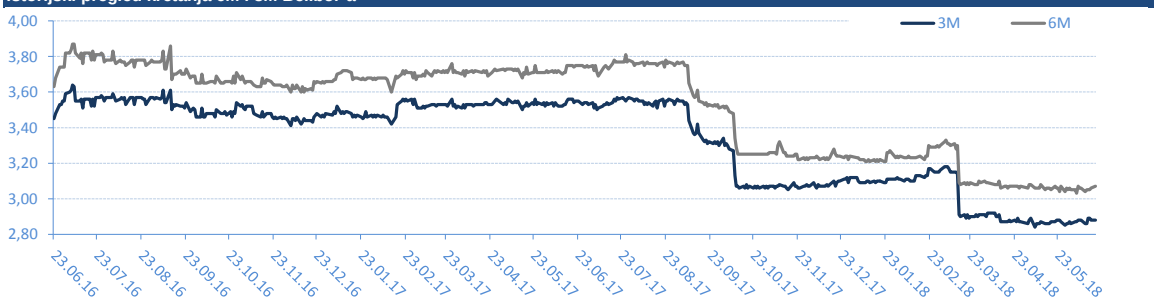

DRŽAVNE HOV Republike Srbije u Dinarima - primarna prodaja

** Izvor: MF - Trezor*

T-BILLS 3M - RSD

Datum	Stopa	Realizacija
14.01.16	2,79%	100,00%
05.11.15	2,94%	100,00%
15.10.15	3,00%	92,18%
06.08.15	4,40%	96,26%
16.07.15	4,79%	98,47%
07.05.15	5,63%	92,92%
16.04.15	6,45%	100,00%
05.02.15	6,95%	45,05%

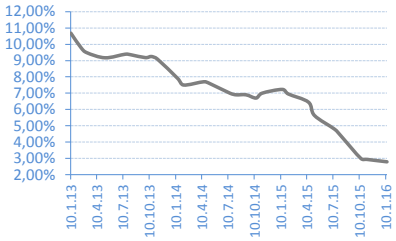

T-BILLS 6M - RSD

Datum	Stopa	Realizacija
01.09.16	2,65%	23,03%
03.03.16	3,25%	96,46%
03.12.15	3,25%	97,22%
08.10.15	4,09%	100,00%
03.09.15	4,57%	87,90%
04.06.15	5,25%	93,30%
05.03.15	7,00%	21,33%
04.12.14	7,10%	100,00%

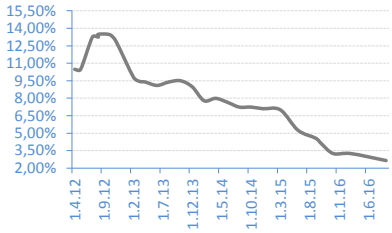

T-BILLS 53W - RSD

Datum	Stopa	Realizacija
06.02.17	3,48%	17,91%
21.12.16	3,49%	32,22%
15.11.16	3,57%	45,64%
28.09.16	3,58%	52,92%
27.07.16	3,59%	49,07%
07.06.16	4,01%	78,06%
15.03.16	4,01%	16,73%
02.02.16	4,09%	63,42%

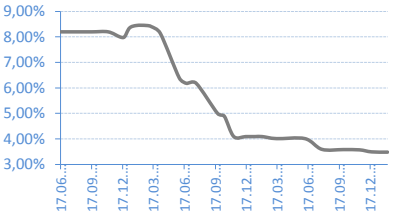

G-BONDS 2Y - RSD

Datum	Stopa	Realizacija
24.10.17	4,05%	116,30%
13.06.17	4,65%	51,56%
16.05.17	4,65%	43,95%
21.03.17	4,65%	100,00%
13.02.17	4,74%	78,80%
10.01.17	4,74%	23,25%
13.06.16	4,30%	95,67%
10.03.16	4,95%	56,41%

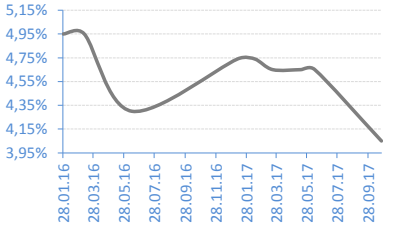

G-BONDS 3Y - RSD

Datum	Stopa	Realizacija
30.01.18	3,88%	34,77%
06.11.17	4,29%	97,97%
31.08.17	4,80%	100,00%
02.08.17	4,90%	81,63%
06.07.17	5,00%	50,54%
04.05.17	5,00%	39,44%
11.04.17	5,00%	96,73%
03.04.17	5,00%	100,00%

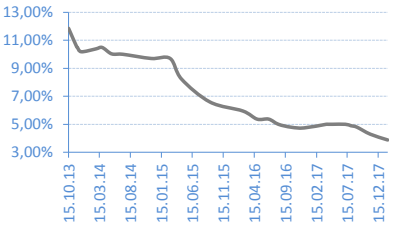

G-BONDS 5Y - RSD

Datum	Stopa	Realizacija
05.06.18	3,95%	35,67%
22.05.18	3,99%	26,18%
08.05.18	4,15%	97,00%
24.04.18	4,15%	52,31%
10.04.18	4,15%	32,63%
27.03.18	4,15%	89,79%
13.03.18	4,20%	114,33%
28.02.18	4,25%	153,81%

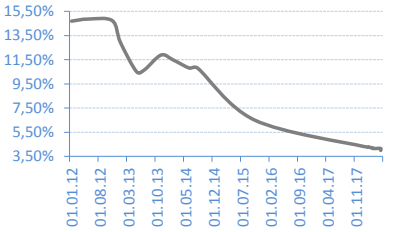

G-BONDS 7Y - RSD

Datum	Stopa	Realizacija
23.10.17	5,00%	100,00%
25.07.17	5,60%	37,14%
17.05.17	5,60%	43,41%
23.02.17	5,60%	22,35%
26.01.17	5,64%	37,50%
25.10.16	5,64%	93,74%
19.07.16	5,98%	94,41%
24.03.15	10,75%	100,00%

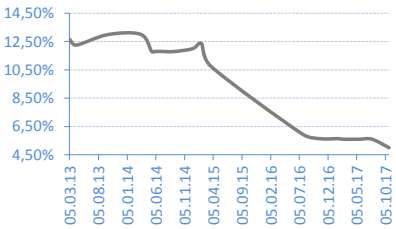

G-BONDS 10Y - RSD

Datum	Stopa	Realizacija
15.05.18	4,90%	96,72%
03.04.18	5,17%	26,55%
20.03.18	5,17%	83,61%
06.03.18	5,20%	203,57%
20.02.18	5,29%	180,52%
06.02.18	5,35%	264,20%

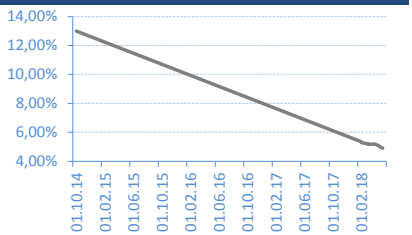

DRŽAVNE HOV Republike Srbije u Evrima - primarna prodaja

** Izvor: MF - Trezor*

T-BILLS 53W - EUR

Datum	Stopa	Realizacija
21.05.18	0,45%	100,00%
18.01.18	0,47%	98,00%
05.12.17	0,48%	100,00%
30.08.17	0,55%	50,00%
15.05.17	0,70%	91,30%
20.03.17	0,74%	60,00%
12.01.17	0,78%	46,20%
29.11.16	0,78%	100,00%

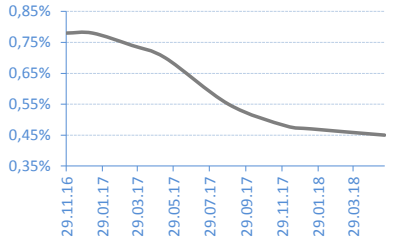

G-BONDS 2Y - EUR

Datum	Stopa	Realizacija
22.03.18	0,96%	25,62%
01.02.18	0,96%	52,00%
14.09.17	0,99%	53,60%
12.07.17	1,04%	16,80%
23.05.17	1,04%	99,00%
14.02.17	1,05%	95,35%
06.12.16	1,07%	66,00%
04.11.16	1,08%	23,00%

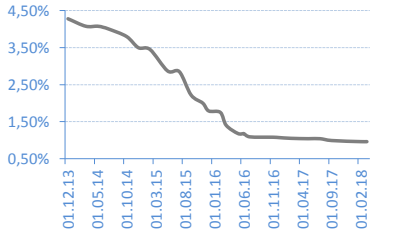

G-BONDS 3Y - EUR

Datum	Stopa	Realizacija
20.04.18	1,20%	35,96%
28.03.18	1,24%	99,29%
02.02.18	1,29%	100,00%
21.12.17	1,49%	100,00%
20.11.17	1,75%	49,70%
21.09.17	1,85%	100,00%
21.06.17	1,87%	63,17%
24.04.17	1,89%	100,00%

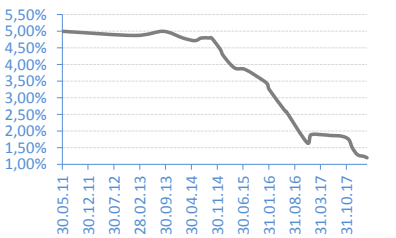

G-BONDS 5Y - EUR

Datum	Stopa	Realizacija
16.04.18	1,78%	52,41%
19.02.18	1,88%	79,99%
19.01.18	1,95%	80,28%
21.11.17	2,38%	100,00%
20.07.17	2,69%	100,00%
31.05.17	2,69%	100,00%
21.02.17	2,69%	98,40%
08.09.16	2,90%	100,00%

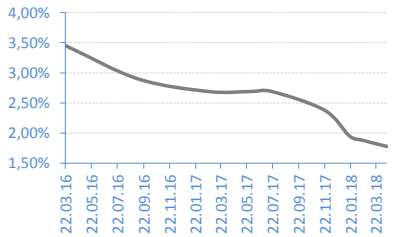

G-BONDS 10Y - EUR

Datum	Stopa	Realizacija
26.03.18	3,50%	86,85%
13.07.17	4,00%	42,95%
15.03.17	4,00%	65,60%
25.05.16	4,20%	96,00%
04.12.15	4,40%	100,00%
28.07.15	4,50%	76,77%
19.11.14	5,50%	100,00%
04.06.14	5,50%	59,18%

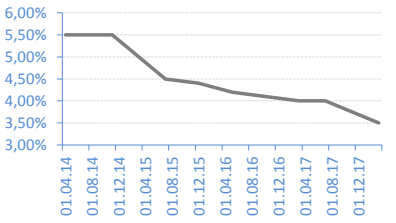

G-BONDS 15Y - EUR

Datum	Stopa	Realizacija
06.09.17	4,20%	70,13%
19.10.16	4,20%	100,00%
14.02.11	5,85%	48,68%

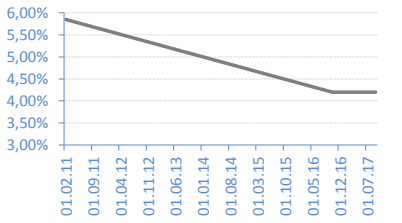

BEOGRADSKA BERZA

** izvor: Beogradska berza*

Dnevni podaci za prethodni radni dan

**zvanični podaci za navedeni dan objavljuju se u 14:45h*

AKCIJE - REGULISANO TRŽIŠTE

Najtrgovanije HOV

	Simbol	Cena	% Promena	Open	Max	Min	Broj trans	Obim	Promet RSD
Aerodrom Nikola Tesla a.d. Beograd	AERO	1.700	3,22%	1.677	1.700	1.650	123	2.158	3.666.734
Messer Tehnogas a.d. Beograd	TGAS	11.000	-0,02%	11.001	11.001	11.000	2	68	748.010
NIS a.d. Novi Sad	NIIS	687	-1,86%	662	693	662	20	626	429.728
Soja protein a.d. Becej	SJPT	181	4,02%	183	183	180	5	1.700	307.500
Energoprojekt holding a.d. Beograd	ENHL	708	0,00%	708	708	708	2	254	179.832

Dobitnici

	Simbol	Cena	% Promena	Open	Max	Min	Broj trans	Obim	Promet RSD
Soja protein a.d. Becej	SJPT	181	4,02%	183	183	180	5	1.700	307.500
Aerodrom Nikola Tesla a.d. Beograd	AERO	1.700	3,22%	1.677	1.700	1.650	123	2.158	3.666.734
Impol Seval a.d. Sevojno	IMPL	3.050	1,06%	3.015	3.050	3.015	3	20	60.650
Komercijalna banka a.d. Beograd	KMBN	1.920	1,05%	1.920	1.920	1.920	1	78	149.760
VP Dunav a.d. Backa Palanka	VPDU	10.010	0,10%	10.010	10.010	10.010	1	2	20.020

Gubitnici

	Simbol	Cena	% Promena	Open	Max	Min	Broj trans	Obim	Promet RSD
Rimex a.d. Beograd	RMKS	1.401	-2,03%	1.401	1.401	1.401	1	69	96.669
NIS a.d. Novi Sad	NIIS	687	-1,86%	662	693	662	20	626	429.728
Messer Tehnogas a.d. Beograd	TGAS	11.000	-0,02%	11.001	11.001	11.000	2	68	748.010

BELEX15	
Vrednost	734,98
Promena	4,25
%	0,58%

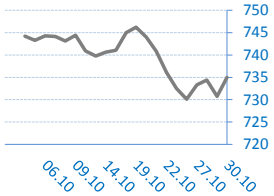

BELEXline	
Vrednost	1.549,04
Promena	5,70
%	0,37%

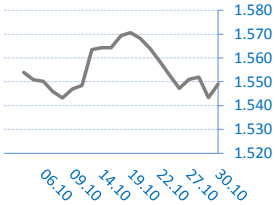

AKCIJE - MTP

Najtrgovanije HOV

	Simbol	Cena	% Promena	Ponuda	Tražnja	Broj	Obim	Promet RSD
STUP Vrsac a.d. Vrsac	STUP	5.900	0,00%	961	910	14	910	5.369.000
Tehnohemija u restrukturiranju a.d. Beograd	THHM	235	0,00%	611	2908	1	611	143.585
Vital a.d. Vrbas	VITL	911	0,00%	335	460	1	154	140.294

Dobitnici

Simbol	Cena	% Promena	Ponuda	Tražnja	Broj	Obim	Promet RSD

Gubitnici

Simbol	Cena	% Promena	Ponuda	Tražnja	Broj	Obim	Promet RSD

Kontakti:

Srđan Tomašević
srdjan.tomasevic@erstebank.rs
Devizno tržište
011/220 9116

Dušan Stević
dusan.stevic@erstebank.rs
Devizno tržište
011/220 9118

Danijela Stojanović
danijela.stojanovic@erstebank.rs
Devizno tržište
011/ 220 9132

Nenad Đurović
nenad.djurovic@erstebank.rs
Novčano tržište
011/ 220 9115

Aleksandra Parčetić
aleksandra.parcetic@erstebank.rs
Brokersko poslovanje - Hartije od vrednosti
011/220 9159

Marija Đorđević
marija.djordjevic@erstebank.rs
Brokersko poslovanje - Hartije od vrednosti
011/220 9181
011/220 9110

Izveštaj sačinio Sektor sredstava / Odeljenje Middle office

Informacije i cene iz ovog pregleda dobijene su iz izvora za koje verujemo da su pouzdani ali ne garantujemo njihovu tačnost i potpunost. Navedene informacije su važeće samo u trenutku njihovog sastavljanja a objavljuju se u ciju opšteg informisanja, pri čemu ne predstavljaju bilo kakav oblik investicionog saveta niti preporuke za investiranje niti na bilo koji način obavezuju Erste Bank ad Novi Sad u pogledu odgovornosti za štetu nastalu upotrebom informacija iz ovog pregleda.

MAKROEKONOMSKI POKAZATELJI

Izvor: Republički zavod za statistiku; Ministarstvo finansija Republike Srbije

Indeks potrošačkih cena *(Consumer Price Index - CPI) / 2018*

	Jan	Feb	Mar	Apr	Maj	Jun	Jul	Aug	Sep	Okt	Nov	Dec
U odnosu na prethodni mesec	0,30%	0,30%	0,10%	0,40%	0,60%							
U odnosu na isti mesec 2017.	1,90%	1,50%	1,40%	1,10%	2,10%							
U odnosu na decembar 2017.		0,70%	0,80%	1,20%	1,80%							
Datum objavljivanja	*23.02.18*	*12.03.18*	*12.04.18*	*11.05.18*	*12.06.18*							

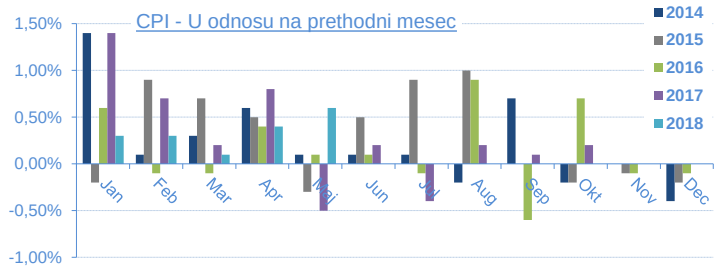

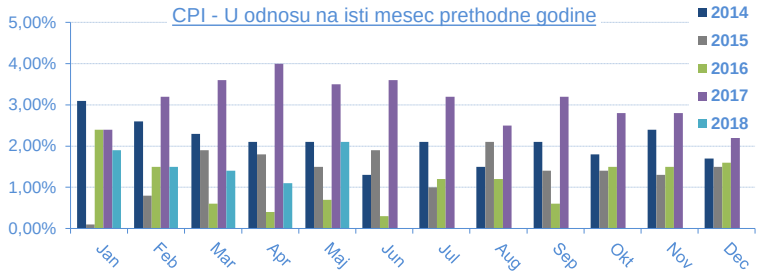

INDUSTRIJSKA PROIZVODNJA / 2018

	Jan	Feb	Mar	Apr	Maj	Jun	Jul	Aug	Sep	Okt	Nov	Dec
U odnosu na isti mesec 2017	10,60%	3,30%	4,10%	3,10%								
U odnosu na isti period 2017 (jan-…)	10,60%	6,90%	5,90%	5,20%								
U odnosu na prosek 2017	-6,00%		6,80%									
Datum objavljivanja	*28.02.18*	*30.03.18*	*30.04.18*	*31.05.18*								

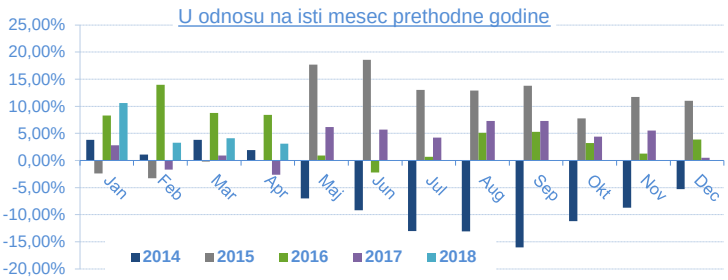

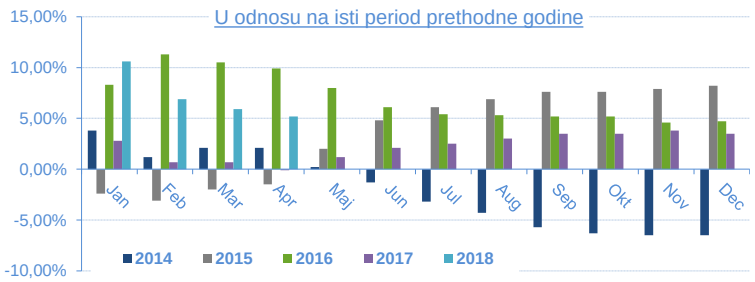

SPOLJNOTRGOVINSKA ROBNA RAZMENA / 2018

* u eur mln

Mesec	Jan	Feb	Mar	Apr	Maj	Jun	Jul	Aug	Sep	Okt	Nov	Dec
Ukupna spoljnotrg.razmena (Jan-…)	2.623,00	5.483,90	8.885,60	11.950,40								
Promena (u odnosu na isti period 2017.)	*21,60%*	*15,50%*	*10,70%*	*10,90%*								
Vrednost izvoza (Jan-…)	1.143,30	2.367,50	3.821,00	5.126,40								
Promena (u odnosu na isti period 2017.)	*21,60%*	*13,80%*	*8,70%*	*7,50%*								
Vrednost uvoza (Jan-…)	1.479,70	3.116,40	5.064,60	6.824,00								
Promena (u odnosu na isti period 2017.)	*21,60%*	*16,80%*	*12,30%*	*13,50%*								
Deficit (jan-…)	336,40	748,90	1.243,60	1.697,60								
Promena (u odnosu na isti period 2017.)	*21,80%*	*27,70%*	*25,40%*	*36,20%*								
Pokrivenost uvoza izvozom	77,30%	76,00%	75,40%	75,10%								
Datum objavljivanja	*12.03.18*	*30.03.18*	*30.04.18*	*31.05.18*								

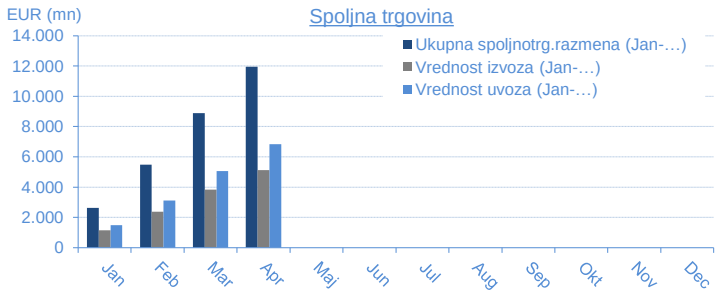

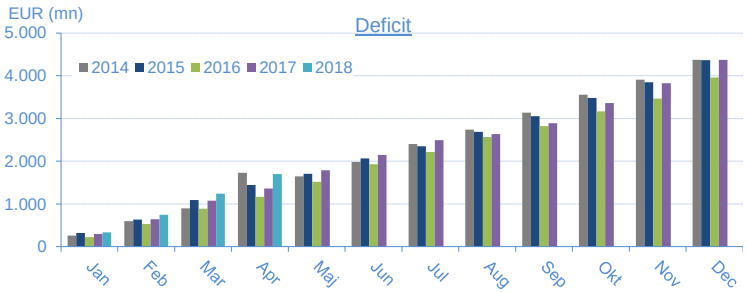

BUDŽETSKI DEFICIT

* u rsd mln
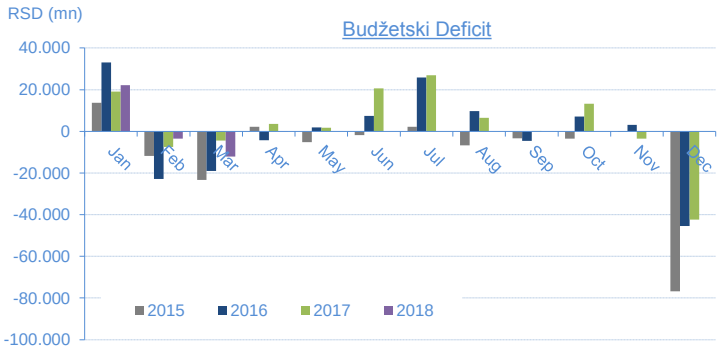
Budžetski deficit u 2017.	33.913,94
January 2018	22.115,64
February 2018	-3.577,50
March 2018	-12.067,45
April 2018	91,30
May 2018	
June 2018	
July 2018	
August 2018	
September 2018	
October 2018	
November 2018	
December 2018	
Budžetski deficit u 2018.	6.561,98
Planirani deficit u 2018.	-28.400,00
Ostvarenje plana	
Datum ažuriranja	*13.06.18*