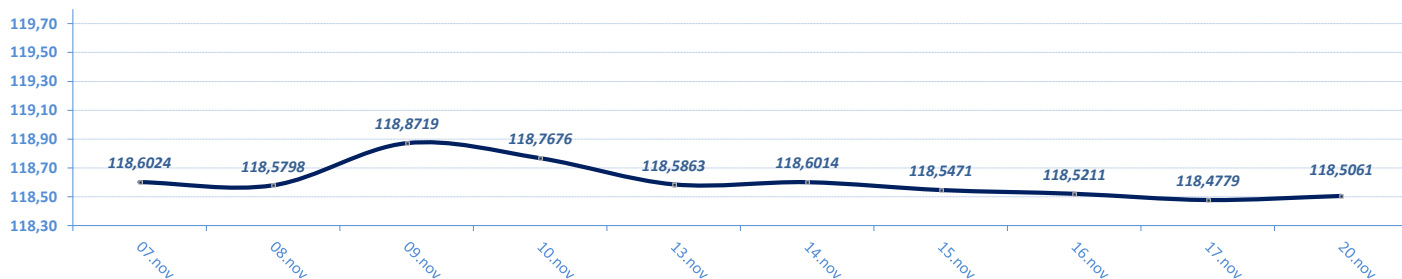


VESTI

- ▶ **SREDNJI KURS EUR/RSD**: Dinar oslabio u odnosu na evro za 0,0282 dinara, srednji kurs **118,5061**. Obim međubankarske trgovine evrom na dan 17. novembar do 12:30h iznosio je 34,3 miliona evra. NBS intervenisala na međubankarskom deviznom tržištu kupovinom 30 miliona evra (od početka godine ukupno prodala 345 miliona evra i kupila 1,295 milijardi evra).
- ▶ **BEOGRADSKA BERZA**: Indeksi zabeležili rast vrednosti, BELEX15 veći za 0,34 odsto, BELEXIajn za 0,15 odsto. **Promet veći** u odnosu na prethodni dan, na regulisanom tržištu najviše trgovano akcijama Budućnosti iz Bačke Palanke, Aerodroma Nikola Tesla, Metalca, Komercijalne banke i NIS-a.
- ▶ **Aukcija državnih obveznica**: Danas je **na rasporedu** aukcija **trogodišnjih evrskih državnih obveznica** ukupne nominalne vrednosti 50 miliona evra. Prethodna aukcija (21. septembra) iste ročnosti završena sa realizacijom od 100 odsto i prinosom od 1,85 odsto.

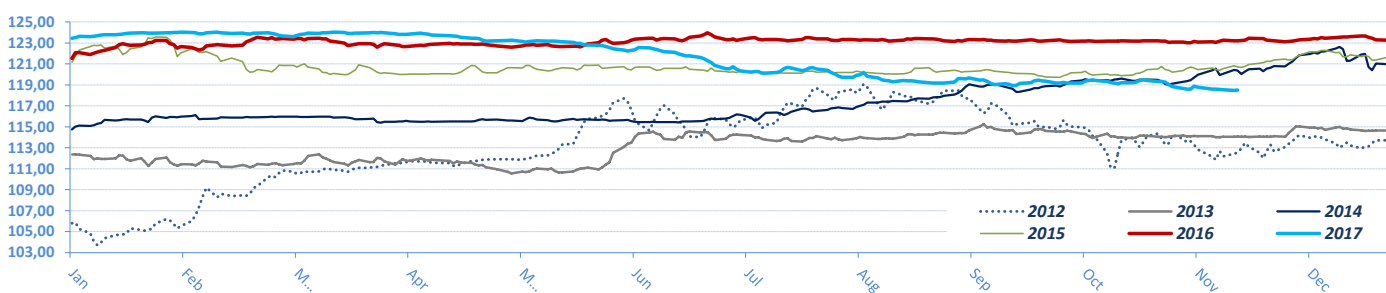
DEVIZNO TRŽIŠTE

EUR / RSD (Srednji kurs) ▶ 10 dana

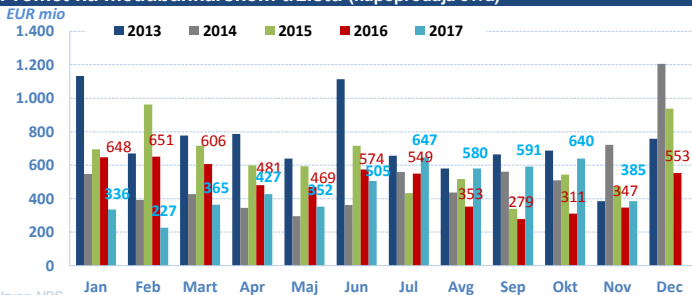


Izvor: NBS

EUR / RSD (Srednji kurs) ▶ Jan -

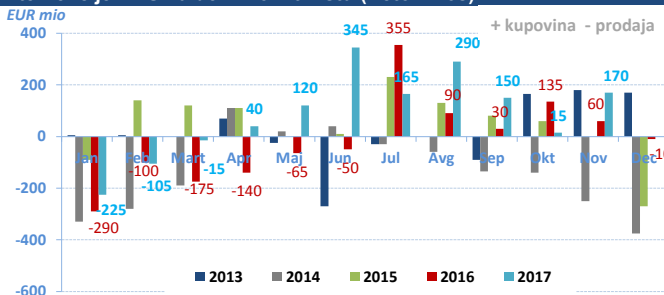


Promet na međubankarskom tržištu (kupoprodaja evra)

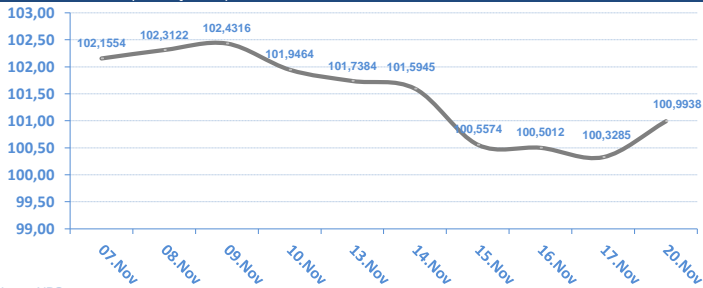


Izvor: NBS

Intervencije NBS na deviznom tržištu (Neto iznos)

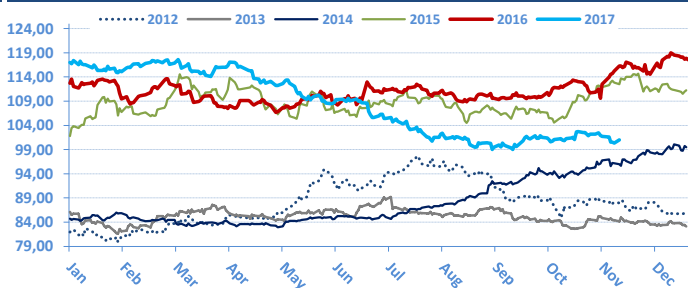


USD / RSD (Srednji kurs) ▶ 10 dana



Izvor: NBS

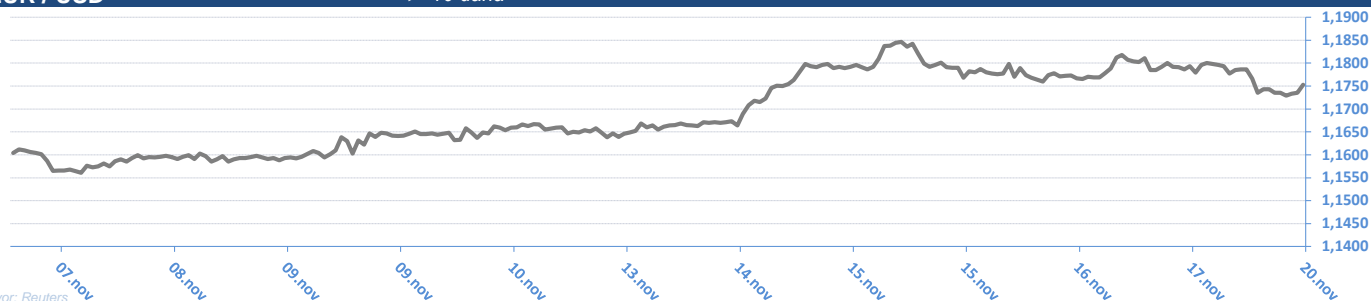
▶ Jan -



Mesečna promena	EUR/RSD	%	USD/RSD	%	Godišnja promena	EUR/RSD	%	USD/RSD	%
01.11.17	119,2716	0,08%	102,5199	1,31%	20.11.17	118,5061	-4,01%	100,9938	-14,85%
02.10.17	119,1760	0,01%	101,1939	1,01%	04.01.17	123,4512	1,59%	118,6004	6,34%
01.09.17	119,1681	-0,84%	100,1834	-1,35%	04.01.16	121,5145	0,30%	111,5324	9,90%
01.08.17	120,1830	-0,30%	101,5574	-3,85%	05.01.15	121,1543	5,58%	101,4863	20,72%
03.07.17	120,5452	-1,65%	105,6210	-3,12%	03.01.14	114,7559	2,14%	84,0641	-1,67%
01.06.17	122,5722	-0,50%	109,0209	-3,24%	03.01.13	112,3495	6,20%	85,4889	5,32%
03.05.17	123,1888	-0,56%	112,6658	-2,84%	04.01.12	105,7880	-0,21%	81,1693	2,16%
03.04.17	123,8850	0,03%	115,9646	-1,13%	04.01.11	106,0156	10,47%	79,4541	18,48%
01.03.17	123,8434	-0,13%	117,2871	2,02%	04.01.10	95,9679	7,17%	67,0635	4,25%
01.02.17	124,0022	0,45%	114,9659	-3,06%	05.01.09	89,5436	12,27%	64,3273	18,68%
04.01.17	123,4512	0,27%	118,6004	2,30%	03.01.08	79,7577	-0,05%	54,2016	-10,58%
01.12.16	123,1148	0,05%	115,9382	3,35%	04.01.07	79,8000	-7,21%	60,6153	-14,94%
01.11.16	123,0563		112,1753		04.01.06	86,0010		71,2629	

EUR / USD

► 10 dana



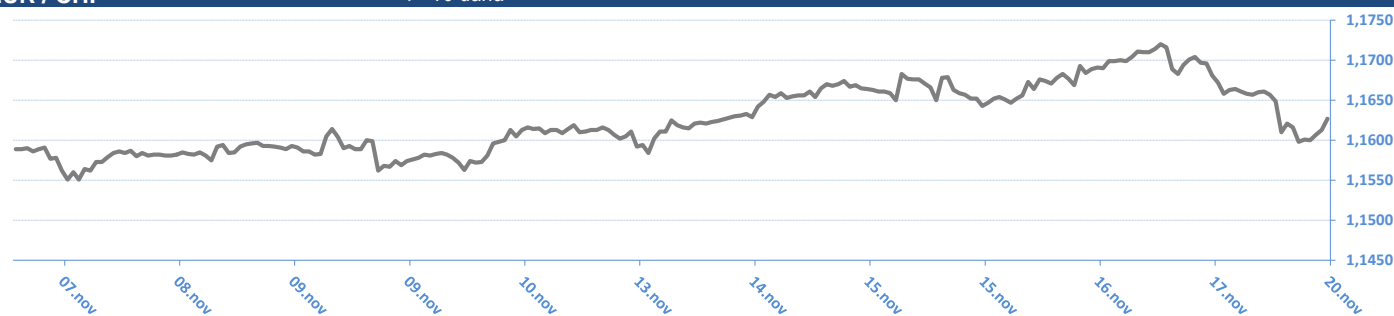
Izvor: Reuters

EUR / USD



EUR / CHF

► 10 dana



Izvor: Reuters

EUR / CHF



20.11.2017 08:50:09

EUR / XX

Valutni par	Kupovni	Prodajni
EUR/USD	1,1752	1,1754
EUR/JPY	131,6300	131,6400
EUR/GBP	0,8878	0,8879
EUR/CHF	1,1627	1,1630
EUR/DKK	7,4409	7,4412
EUR/NOK	9,6969	9,7007
EUR/SEK	9,9134	9,9166
EUR/CAD	1,5009	1,5015
EUR/AUD	1,5537	1,5540
EUR/HUF	312,0600	312,4100
EUR/CZK	25,5610	25,5730
EUR/PLN	4,2362	4,2388
EUR/HRK	7,5620	7,5670
EUR/RUB	69,6712	69,6802
EUR/NZD	1,7206	1,7208

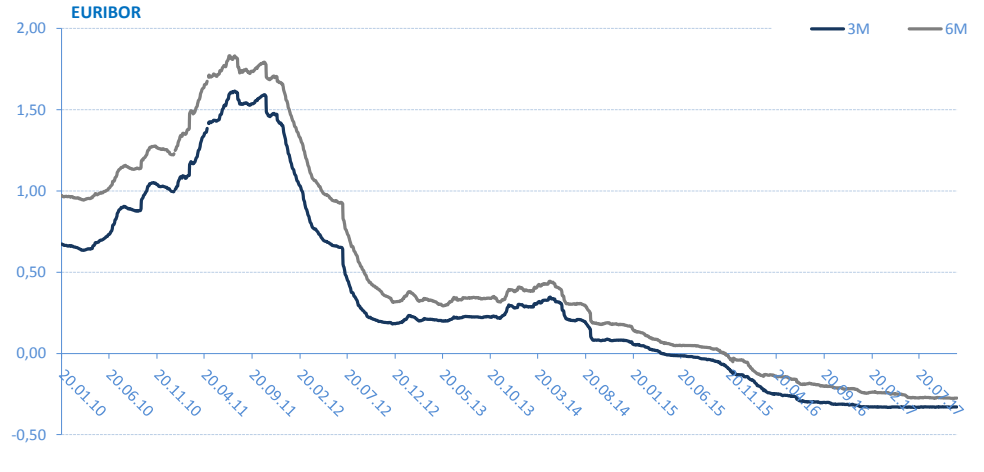
USD / XX

Valutni par	Kupovni	Prodajni
USD/EUR	0,8508	0,8508
USD/JPY	111,9900	112,0200
USD/GBP	0,7552	0,7555
USD/CHF	0,9893	0,9897
USD/DKK	6,3303	6,3322
USD/NOK	8,2506	8,2536
USD/SEK	8,4334	8,4394
USD/CAD	1,2769	1,2774
USD/AUD	1,3217	1,3224
USD/HUF	265,6200	265,7500
USD/CZK	21,7470	21,7570
USD/SKK	21,5460	21,6000
USD/PLN	3,6048	3,6062
USD/HRK	6,4336	6,4395
USD/RUB	59,2788	59,2878
USD/NZD	1,4637	1,4643

EURIBOR

SW	-0,379
2W	-0,376
1M	-0,373
3M	-0,329
6M	-0,274
1Y	-0,192

* Izvor: Reuters; Objavljeno prethodnog radnog dana



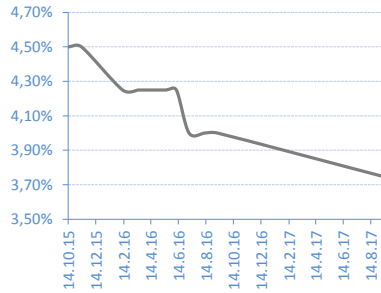
Kamatne stope Centralnih Banaka

CB	Kamatna stopa
USD	1,25
EUR	0,00
GBP	0,50
CAD	1,00
AUD	1,50
JPY	0,10

* Izvor: Reuters; Objavljeno prethodnog radnog dana

REFERENTNA KAMATNA STOPA NBS

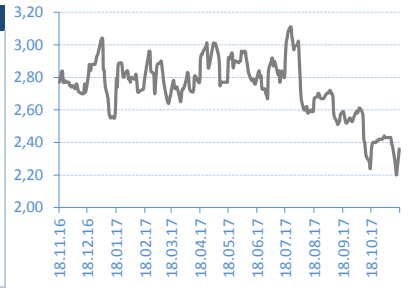
Date	Rate	Promena (%)
07.09.17	3,75%	-6,25%
08.09.16	4,00%	0,00%
11.08.16	4,00%	0,00%
07.07.16	4,00%	-5,88%
09.06.16	4,25%	0,00%
17.05.16	4,25%	0,00%
07.04.16	4,25%	0,00%
17.03.16	4,25%	0,00%
11.02.16	4,25%	-5,56%
12.11.15	4,50%	



* Izvor: NBS

BEONIA

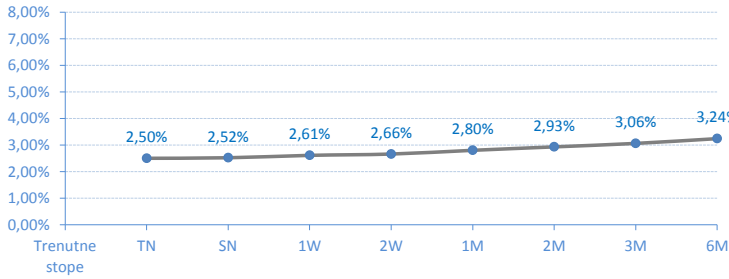
Date	Rate	Promena (%)
17.11.17	2,36%	2,61%
16.11.17	2,30%	2,22%
15.11.17	2,25%	2,27%
14.11.17	2,20%	-2,65%
13.11.17	2,26%	-4,64%
10.11.17	2,37%	-0,84%
09.11.17	2,39%	-1,65%
08.11.17	2,43%	0,00%
07.11.17	2,43%	0,00%
06.11.17	2,43%	



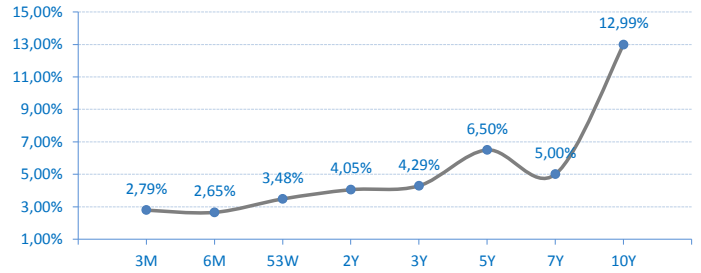
* Izvor: Reuters; Objavljeno prethodnog radnog dana

Kamatne stope/Prinos na tržištu

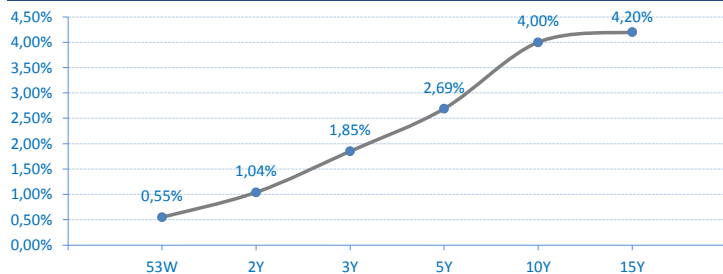
Belibor



Državne HOV Republike Srbije u Dinarima - prinosi sa poslednje aukcije



Državne HOV Republike Srbije u Evrima - prinosi sa poslednje aukcije

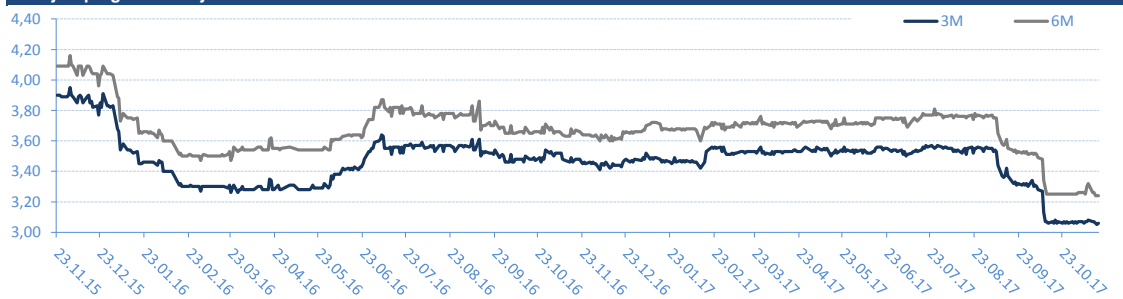


BELIBOR

Trenutne stope	Rate
TN	2,50%
SN	2,52%
1W	2,61%
2W	2,66%
1M	2,80%
2M	2,93%
3M	3,06%
6M	3,24%

* Objavljeno prethodnog radnog dana

Istorijski pregled kretanja 6M i 3M Belibor-a

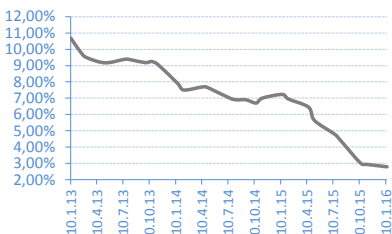


DRŽAVNE HOV Republike Srbije u Dinarima - primarna prodaja

* Izvor: MF - Trezor

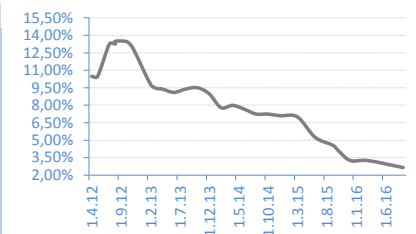
T-BILLS 3M - RSD

Datum	Stopa	Realizacija
14.01.16	2,79%	100,00%
05.11.15	2,94%	100,00%
15.10.15	3,00%	92,18%
06.08.15	4,40%	96,26%
16.07.15	4,79%	98,47%
07.05.15	5,63%	92,92%
16.04.15	6,45%	100,00%
05.02.15	6,95%	45,05%



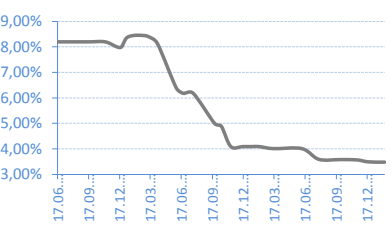
T-BILLS 6M - RSD

Datum	Stopa	Realizacija
01.09.16	2,65%	23,03%
03.03.16	3,25%	96,46%
03.12.15	3,25%	97,22%
08.10.15	4,09%	100,00%
03.09.15	4,57%	87,90%
04.06.15	5,25%	93,30%
05.03.15	7,00%	21,33%
04.12.14	7,10%	100,00%



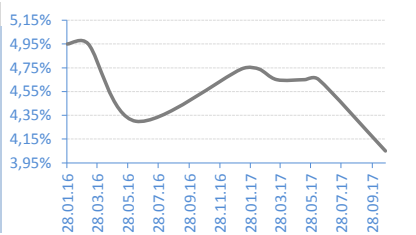
T-BILLS 53W - RSD

Datum	Stopa	Realizacija
06.02.17	3,48%	17,91%
21.12.16	3,49%	32,22%
15.11.16	3,57%	45,64%
28.09.16	3,58%	52,92%
27.07.16	3,59%	49,07%
07.06.16	4,01%	78,06%
15.03.16	4,01%	16,73%
02.02.16	4,09%	63,42%



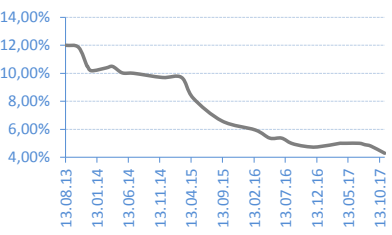
G-BONDS 2Y - RSD

Datum	Stopa	Realizacija
24.10.17	4,05%	116,30%
13.06.17	4,65%	51,56%
16.05.17	4,65%	43,95%
21.03.17	4,65%	100,00%
13.02.17	4,74%	78,80%
10.01.17	4,74%	23,25%
13.06.16	4,30%	95,67%
10.03.16	4,95%	56,41%



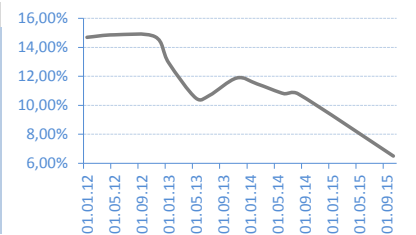
G-BONDS 3Y - RSD

Datum	Stopa	Realizacija
06.11.17	4,29%	97,97%
31.08.17	4,80%	100,00%
02.08.17	4,90%	81,63%
06.07.17	5,00%	50,54%
04.05.17	5,00%	39,44%
11.04.17	5,00%	96,73%
03.04.17	5,00%	100,00%
15.12.16	4,74%	91,48%



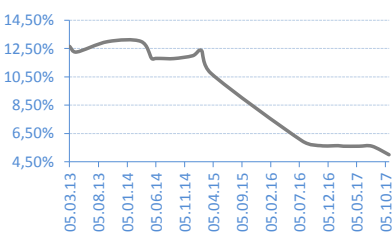
G-BONDS 5Y - RSD

Datum	Stopa	Realizacija
20.10.15	6,50%	69,94%
19.08.14	10,80%	60,89%
25.06.14	10,80%	57,49%
04.02.14	11,48%	31,29%
19.11.13	11,89%	99,01%
23.07.13	10,69%	7,34%
28.05.13	10,50%	25,31%
22.01.13	12,94%	100,00%



G-BONDS 7Y - RSD

Datum	Stopa	Realizacija
23.10.17	5,00%	100,00%
25.07.17	5,60%	37,14%
17.05.17	5,60%	43,41%
23.02.17	5,60%	22,35%
26.01.17	5,64%	37,50%
25.10.16	5,64%	93,74%
19.07.16	5,98%	94,41%
24.03.15	10,75%	100,00%



G-BONDS 10Y - RSD

Datum	Stopa	Realizacija
21.10.14	12,99%	93,26%

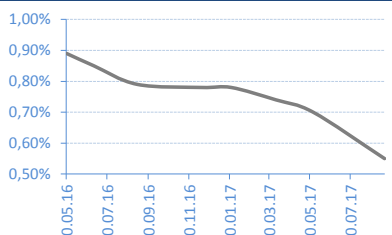


DRŽAVNE HOV Republike Srbije u Evrima - primarna prodaja

* Izvor: MF - Trezor

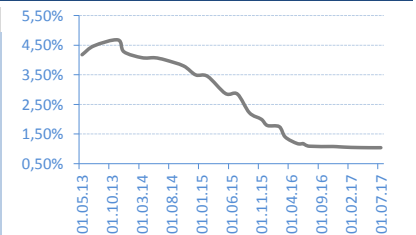
T-BILLS 53W - EUR

Datum	Stopa	Realizacija
30.08.17	0,55%	50,00%
15.05.17	0,70%	91,30%
20.03.17	0,74%	60,00%
12.01.17	0,78%	46,20%
29.11.16	0,78%	100,00%
24.08.16	0,79%	100,00%
20.06.16	0,85%	100,00%
10.05.16	0,89%	100,00%



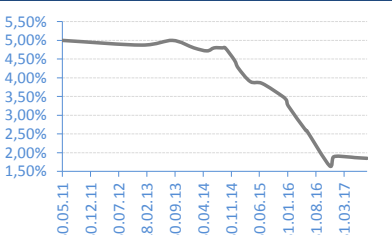
G-BONDS 2Y - EUR

Datum	Stopa	Realizacija
12.07.17	1,04%	16,80%
23.05.17	1,04%	99,00%
14.02.17	1,05%	95,35%
06.12.16	1,07%	66,00%
04.11.16	1,08%	23,00%
28.07.16	1,09%	46,01%
21.06.16	1,18%	53,58%
09.06.16	1,18%	35,00%



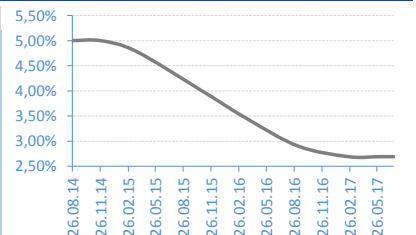
G-BONDS 3Y - EUR

Datum	Stopa	Realizacija
21.09.17	1,85%	100,00%
21.06.17	1,87%	63,17%
24.04.17	1,89%	100,00%
11.01.17	1,89%	57,90%
12.12.16	1,65%	96,43%
22.06.16	2,59%	34,24%
16.06.16	2,59%	99,88%
03.02.16	3,25%	100,00%



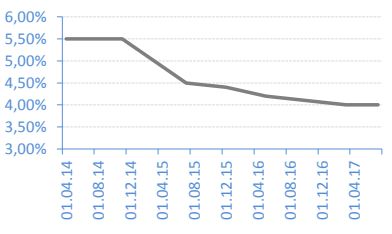
G-BONDS 5Y - EUR

Datum	Stopa	Realizacija
20.07.17	2,69%	100,00%
31.05.17	2,69%	100,00%
21.02.17	2,69%	98,40%
08.09.16	2,90%	100,00%
22.03.16	3,45%	100,00%
27.10.15	4,00%	100,00%
23.03.15	4,79%	82,95%
26.11.14	5,00%	59,99%



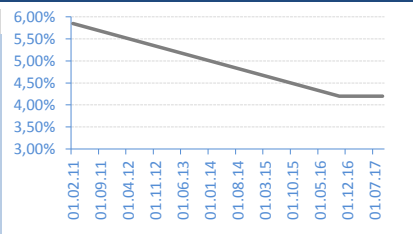
G-BONDS 10Y - EUR

Datum	Stopa	Realizacija
13.07.17	4,00%	42,95%
15.03.17	4,00%	65,60%
25.05.16	4,20%	96,00%
04.12.15	4,40%	100,00%
28.07.15	4,50%	76,77%



G-BONDS 15Y - EUR

Datum	Stopa	Realizacija
06.09.17	4,20%	70,13%
19.10.16	4,20%	100,00%



AKCIJE - REGULISANO TRŽIŠTE

Najtrgovanije HOV

	Simbol	Cena	% Promena	Open	Max	Min	Broj trans	Obim	Promet RSD
Buducnost a.d. Backa Palanka	BDBP	1.750	6,06%	1.750	1.750	1.750	8	15.053	26.342.750
Aerodrom Nikola Tesla a.d. Beograd	AERO	1.429	2,00%	1.400	1.435	1.397	269	8.747	12.498.923
Metalac a.d. Gornji Milanovac	MTLC	2.100	1,84%	2.100	2.100	2.100	2	1.100	2.310.000
Komercijalna banka a.d. Beograd	KMBN	1.850	0,00%	1.850	1.850	1.850	5	610	1.128.500
NIS a.d. Novi Sad	NIIS	714	0,00%	711	714	711	65	1.372	978.786

Dobitnici

	Simbol	Cena	% Promena	Open	Max	Min	Broj trans	Obim	Promet RSD
Buducnost a.d. Backa Palanka	BDBP	1.750	6,06%	1.750	1.750	1.750	8	15.053	26.342.750
Tigar a.d. Pirot	TIGR	44	4,76%	44	44	44	1	1	44
Aerodrom Nikola Tesla a.d. Beograd	AERO	1.429	2,00%	1.400	1.435	1.397	269	8.747	12.498.923
Metalac a.d. Gornji Milanovac	MTLC	2.100	1,84%	2.100	2.100	2.100	2	1.100	2.310.000
Energoprojekt Entel a.d. Beograd	EPEN	17.748	1,42%	17.498	18.499	17.498	2	4	70.993

Gubitnici

	Simbol	Cena	% Promena	Open	Max	Min	Broj trans	Obim	Promet RSD
Energoprojekt holding a.d. Beograd	ENHL	1.114	-4,70%	1.110	1.149	1.100	6	78	86.880
Philip Morris Operations a.d. Nis	DINNPB	3.525	-2,08%	3.514	3.600	3.513	3	78	274.914

AKCIJE - MTP

Najtrgovanije HOV

	Simbol	Cena	% Promena	Ponuda	Tražnja	Broj	Obim	Promet RSD
Termovent SC Livnica celika a.d. Backa Topola	TLVC	2.300	4,55%	339	380	4	129	296.700
Energoprojekt oprema a.d. Beograd	ENOP	2.700	-3,57%	903	195	3	84	226.800
BB Trade a.d. Zitiste	BBTR	2.650	32,50%	39	59	1	39	103.350
Coka duvanska industrija a.d. Coka	COKA	6.000	0,02%	159	210	1	10	60.000
Nis ekspres a.d. Nis	NEKSP	700	0,00%	70	70	3	70	49.000

Dobitnici

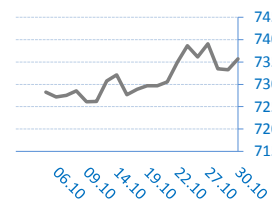
	Simbol	Cena	% Promena	Ponuda	Tražnja	Broj	Obim	Promet RSD
BB Trade a.d. Zitiste	BBTR	2.650	32,50%	39	59	1	39	103.350
Iritel a.d. Beograd	IRTL	490	10,61%	45	205	1	40	19.600
Termovent SC Livnica celika a.d. Backa Topola	TLVC	2.300	4,55%	339	380	4	129	296.700
Coka duvanska industrija a.d. Coka	COKA	6.000	0,02%	159	210	1	10	60.000

Gubitnici

	Simbol	Cena	% Promena	Ponuda	Tražnja	Broj	Obim	Promet RSD
Energoprojekt oprema a.d. Beograd	ENOP	2700	-3,57%	903	195	3	84	226.800

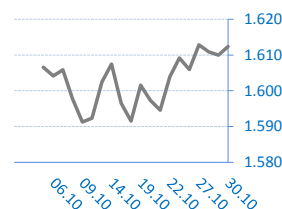
BELEX15

Vrednost	735,73
Promena	2,47
%	0,34%



BELEXline

Vrednost	1.612,44
Promena	2,44
%	0,15%



Kontakti:

Srdan Tomašević

srdjan.tomasevic@erstebank.rs

Devizno tržište

011/220 9116

Dušan Stević

dusan.stevic@erstebank.rs

Devizno tržište

011/220 9118

Danijela Stojanović

danijela.stojanovic@erstebank.rs

Devizno tržište

011/ 220 9132

Nenad Đurović

nenad.djurovic@erstebank.rs

Novčano tržište

011/ 220 9115

Aleksandra Parčetić

aleksandra.parcetic@erstebank.rs

Brokersko poslovanje - Hartije od vrednosti

011/220 9159

Marija Đorđević

marija.djordjevic@erstebank.rs

Brokersko poslovanje - Hartije od vrednosti

011/220 9181

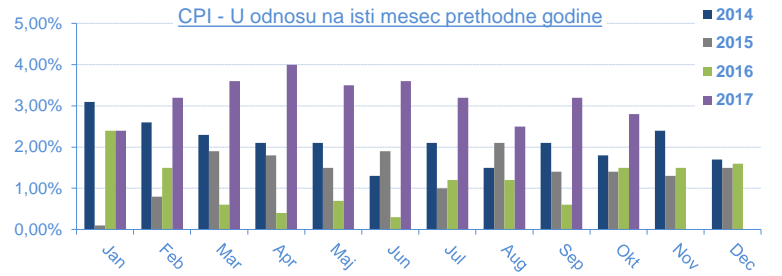
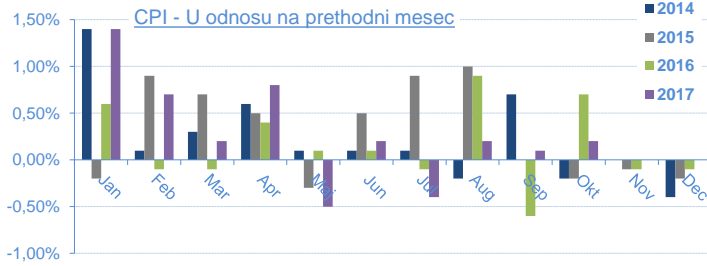
011/220 9110

Izveštaj sačinio Sektor sredstava / Odeljenje Middle office

Informacije i cene iz ovog pregleda dobijene su iz izvora za koje verujemo da su pouzdani ali ne garantujemo njihovu tačnost i potpunost. Navedene informacije su važeće samo u trenutku njihovog sastavljanja a objavljuju se u ciju opšteg informisanja, pri čemu ne predstavljaju bilo kakav oblik investicionog saveta niti preporuke za investiranje niti na bilo koji način obavezuju Erste Bank ad Novi Sad u pogledu odgovornosti za štetu nastalu upotrebom informacija iz ovog pregleda.

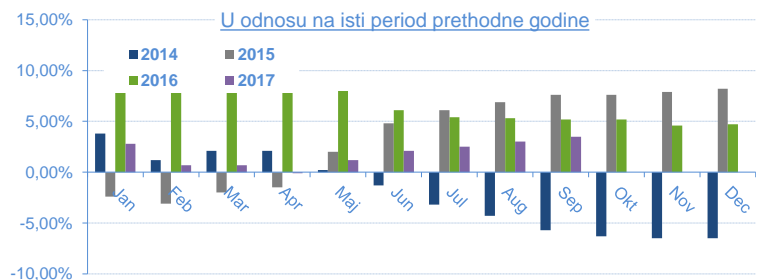
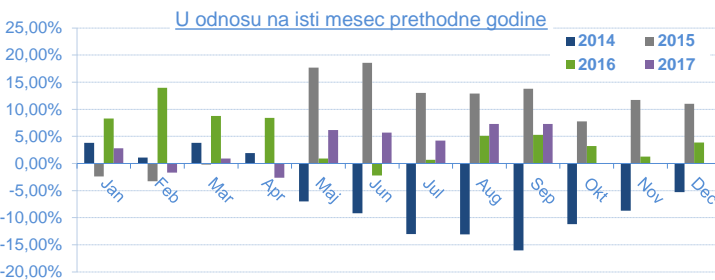
Indeks potrošačkih cena (Consumer Price Index - CPI)

	Jan	Feb	Mar	Apr	Maj	Jun	Jul	Aug	Sep	Okt	Nov	Dec
U odnosu na prethodni mesec	1,40%	0,70%	0,20%	0,80%	-0,50%	0,20%	-0,40%	0,20%	0,10%	0,20%		
U odnosu na isti mesec 2016.	2,40%	3,20%	3,60%	4,00%	3,50%	3,60%	3,20%	2,50%	3,20%	2,80%		
U odnosu na decembar 2016.	1,40%	2,20%	2,40%	3,20%	2,70%	2,90%	2,50%	2,70%	2,80%	3,00%		
Datum objavljivanja	23.02.17	13.03.17	12.04.17	12.05.17	12.06.17	12.07.17	11.08.17	12.09.17	12.10.17	13.11.17		



INDUSTRIJSKA PROIZVODNJA

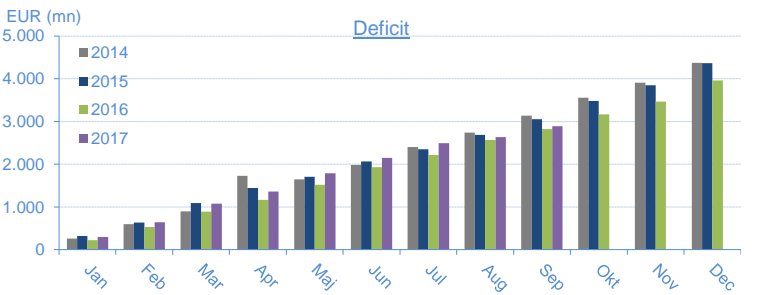
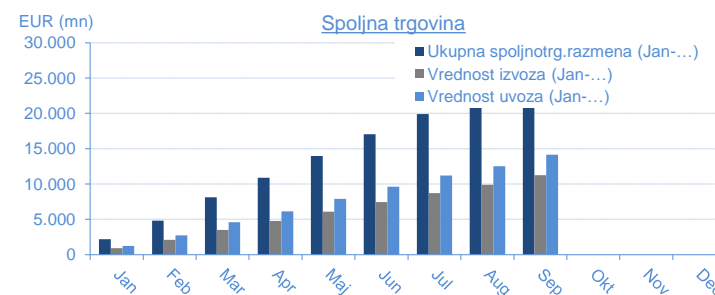
	Jan	Feb	Mar	Apr	Maj	Jun	Jul	Aug	Sep	Okt	Nov	Dec
U odnosu na isti mesec 2016	2,80%	-1,70%	0,90%	-2,60%	6,20%	5,70%	4,20%	7,30%	7,30%			
U odnosu na isti period 2016 (jan-...)	2,80%	0,70%	0,70%	-0,10%	1,20%	2,10%	2,50%	3,00%	3,50%			
U odnosu na prosek 2016	12,70%	-8,20%	6,00%	-0,90%	5,90%	5,60%	2,00%	4,80%	7,90%			
Datum objavljivanja	28.02.17	03.04.17	28.04.17	31.05.17	30.06.17	31.07.17	31.08.17	29.09.17	31.10.17			



SPOLJNOTRGOVINSKA ROBNA RAZMENA

* u eur mln

Mesec	Jan	Feb	Mar	Apr	Maj	Jun	Jul	Aug	Sep	Okt	Nov	Dec
Ukupna spoljnotrg.razmena (Jan-...)	2.173,70	4.793,20	8.100,60	10.877,00	13.987,20	17.067,90	19.890,50	22.418,80	25.401,10			
Promena (u odnosu na isti period 2016.)	13,20%	10,30%	14,70%	12,50%	14,00%	13,20%	13,10%	13,20%	13,30%			
Vrednost izvoza (Jan-...)	937,00	2.075,60	3.510,20	4.756,90	6.098,40	7.461,50	8.698,30	9.891,10	11.254,10			
Promena (u odnosu na isti period 2016.)	10,10%	8,50%	13,60%	11,80%	13,40%	13,60%	13,20%	13,40%	13,40%			
Vrednost uvoza (Jan-...)	1.236,70	2.717,60	4.590,40	6.120,10	7.888,80	9.606,40	11.192,20	12.527,70	14.147,00			
Promena (u odnosu na isti period 2016.)	15,60%	11,70%	15,50%	13,00%	14,40%	12,90%	13,10%	13,10%	13,10%			
Deficit (jan-...)	299,70	642,00	1.080,30	1.363,20	1.790,40	2.145,00	2.493,90	2.636,60	2.892,90			
Promena (u odnosu na isti period 2016.)	36,90%	23,70%	17,50%	17,50%	18,00%	10,40%	12,70%	11,80%	11,80%			
Pokrivenost uvoza izvozom	75,70%	76,40%	76,50%	77,70%	77,30%	77,70%	77,70%	78,90%	79,6%			
Datum objavljivanja	17.03.17	03.04.17	28.04.17	31.05.17	30.06.17	31.07.17	31.08.17	29.09.17	31.10.17			



BUDŽETSKI DEFICIT

* u rsd mln

Budžetski deficit u 2016.	-7.947,12
Januar 2017	19.003,70
Februar 2017	-7.494,12
Mart 2017	-4.356,63
April 2017	3.554,20
Maj 2017	1.779,77
Jun 2017	20.679,14
Jul 2017	26.896,77
Avgust 2017	6.451,93
Septembar 2017	119,69
Oktobar 2017	
Novembar 2017	
Decembar 2017	
Budžetski deficit u 2017.	66.634,45
Planirani deficit u 2017.	-69.100,00
Ostvarenje plana	-96,43%
Datum ažuriranja	07.11.17

