

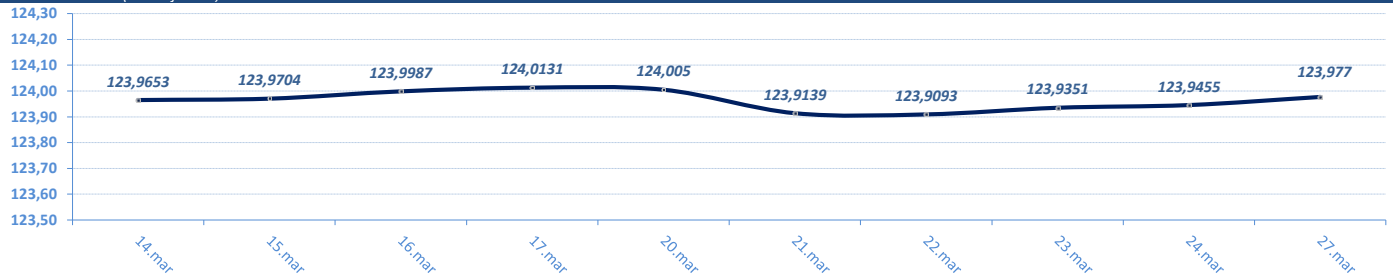
VESTI

► **SREDNJI KURS EUR/RSD**: Dinar **oslabio** u odnosu na evro za 0,0315 dinara, srednji kurs **123,977**. Obim međubankarske trgovine evrom na dan 24. Marta do 12:30h iznosio je 8,7 miliona evra. NBS nije intervenisala na međubankarskom deviznom tržištu (od početka godine ukupno prodala 330 miliona evra).

► **BEOGRADSKA BERZA**: Indeksi zabeležili rast vrednosti, BELEX15 veći za 0,78 odsto, BELEXlajn veći za 0,48 odsto. Promet veći u odnosu na prethodni dan, na regulisanom tržištu najviše trgovano akcijama NIS-a, Aerodroma Nikola Tesla, Energoprojekta, Impola Sevojno i Metalca G.Milanovac.

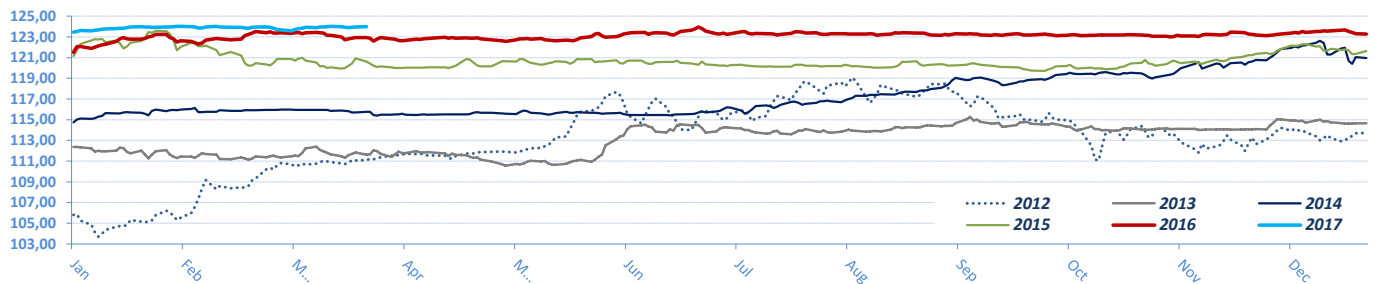
DEVIZNO TRŽIŠTE

EUR / RSD (Srednji kurs) ► 10 dana

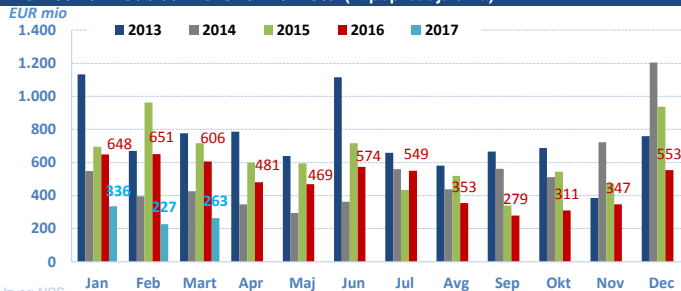


Izvor: NBS

EUR / RSD (Srednji kurs) ► Jan -

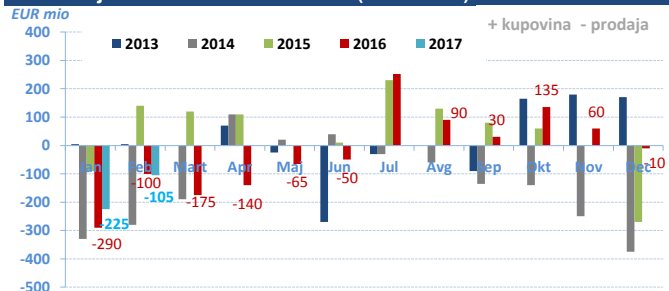


Promet na međubankarskom tržištu (kupoprodaja evra)

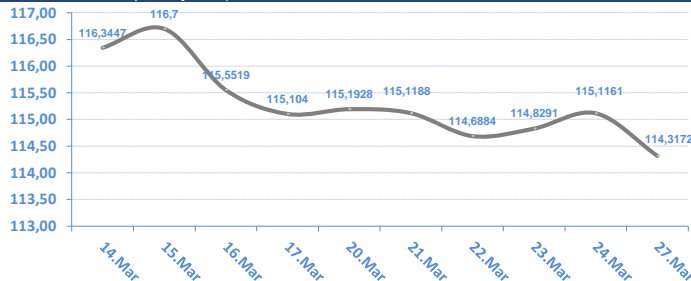


Izvor: NBS

Intervencije NBS na deviznom tržištu (Neto iznos)

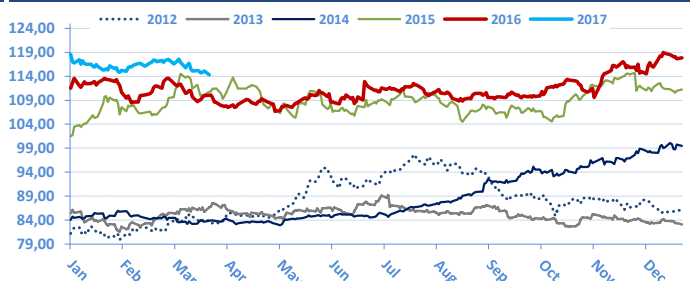


USD / RSD (Srednji kurs) ► 10 dana



Izvor: NBS

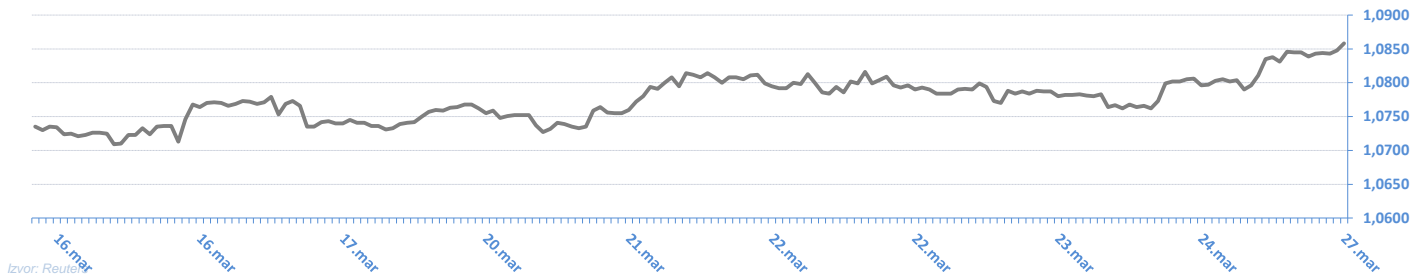
► Jan -



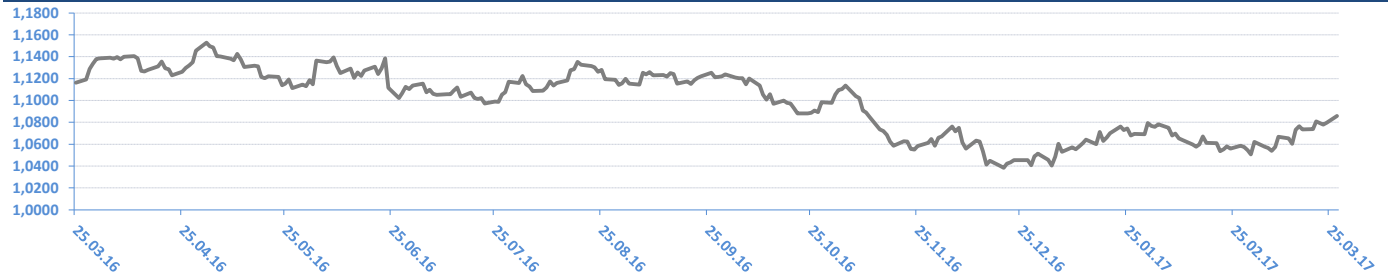
Mesečna promena				Godišnja promena					
	EUR/RSD	%	USD/RSD	%	EUR/RSD	%	USD/RSD	%	
01.03.17	123,8434	-0,13%	117,2871	2,02%	27.03.17	123,9770	0,43%	114,3172	-3,61%
01.02.17	124,0022	0,45%	114,9659	-3,06%	04.01.17	123,4512	1,59%	118,6004	6,34%
04.01.17	123,4512	0,27%	118,6004	2,30%	04.01.16	121,5145	0,30%	111,5324	9,90%
01.12.16	123,1148	0,05%	115,9382	3,35%	05.01.15	121,1543	5,58%	101,4863	20,72%
01.11.16	123,0563	-0,13%	112,1753	2,31%	03.01.14	114,7559	2,14%	84,0641	-1,67%
03.10.16	123,2139	0,05%	109,6404	-0,70%	03.01.13	112,3495	6,20%	85,4889	5,32%
01.09.16	123,1498	-0,07%	110,4185	0,11%	04.01.12	105,7880	-0,21%	81,1693	2,16%
01.08.16	123,2419	-0,03%	110,2934	-0,70%	04.01.11	106,0156	10,47%	79,4541	18,48%
01.07.16	123,2832	0,26%	111,0760	0,47%	04.01.10	95,9679	7,17%	67,0635	4,25%
01.06.16	122,9607	0,31%	110,5563	3,61%	05.01.09	89,5436	12,27%	64,3273	18,68%
04.05.16	122,5815	-0,18%	106,7040	-1,13%	03.01.08	79,7577	-0,05%	54,2016	-10,58%
01.04.16	122,7996	-0,46%	107,9272	-4,76%	04.01.07	79,8000	-7,21%	60,6153	-14,94%
01.03.16	123,3636		113,3232		04.01.06	86,0010		71,2629	

EUR / USD

► 10 dana

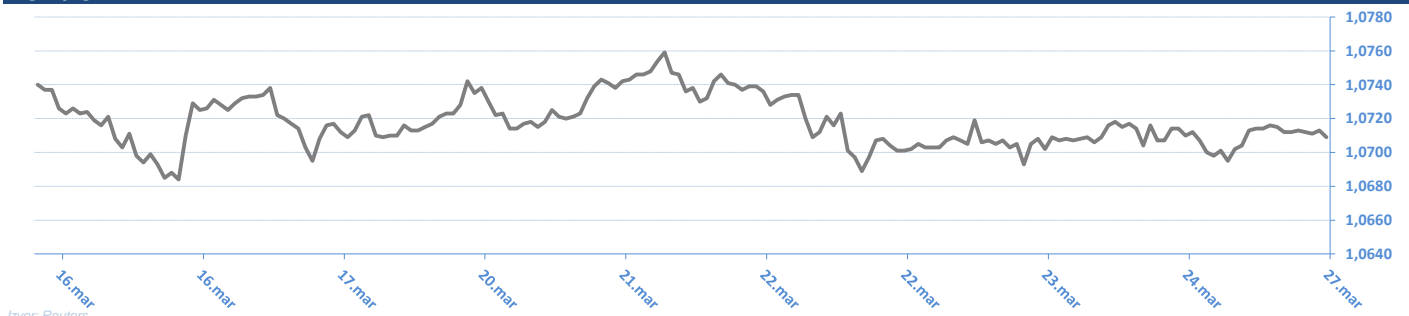


EUR / USD

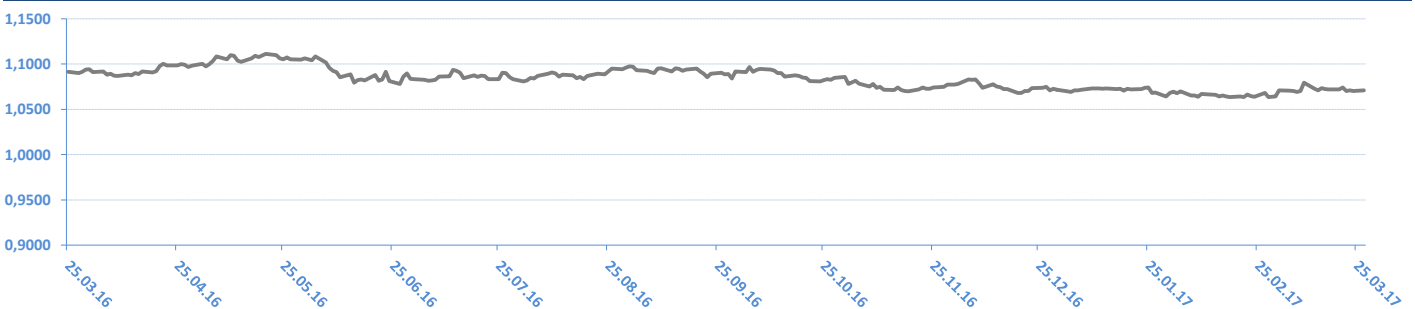


EUR / CHF

► 10 dana



EUR / CHF



27.03.2017 08:44:21

EUR / XX

Valutni par	Kupovni	Prodajni
EUR/USD	1,0860	1,0861
EUR/JPY	119,6500	119,7000
EUR/GBP	0,8656	0,8660
EUR/CHF	1,0711	1,0716
EUR/DKK	7,4378	7,4383
EUR/NOK	9,1676	9,1721
EUR/SEK	9,5288	9,5317
EUR/CAD	1,4487	1,4491
EUR/AUD	1,4250	1,4253
EUR/HUF	310,4800	310,7200
EUR/CZK	27,0190	27,0210
EUR/PLN	4,2665	4,2675
EUR/HRK	7,4180	7,4210
EUR/RUB	61,9844	62,0463
EUR/NZD	1,5410	1,5415

USD / XX

Valutni par	Kupovni	Prodajni
USD/EUR	0,9207	0,9207
USD/JPY	110,2000	110,2100
USD/GBP	0,7970	0,7973
USD/CHF	0,9863	0,9867
USD/DKK	6,8480	6,8488
USD/NOK	8,4413	8,4448
USD/SEK	8,7730	8,7770
USD/CAD	1,3339	1,3344
USD/AUD	1,3116	1,3120
USD/HUF	285,8300	286,1400
USD/CZK	24,8750	24,8830
USD/SKK	21,5460	21,6000
USD/PLN	3,9284	3,9289
USD/HRK	6,8260	6,8320
USD/RUB	57,0770	57,1270
USD/NZD	1,4186	1,4194

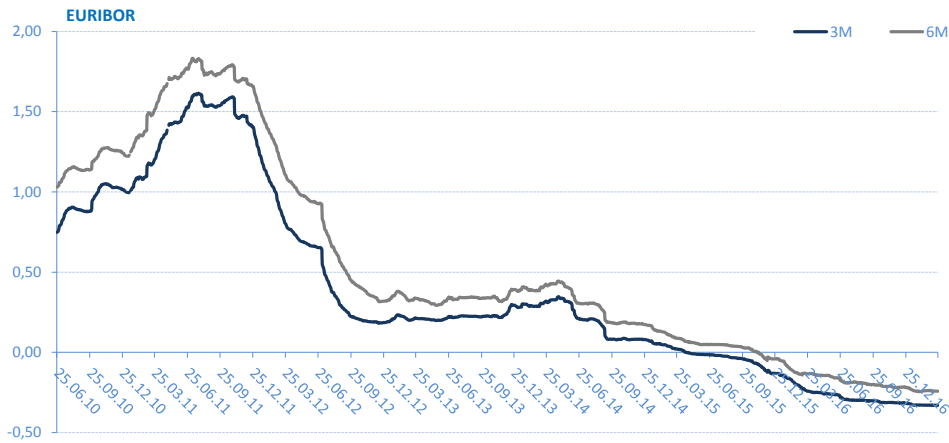
* Međunarodno devizno međubankarsko tržište

Izvor: Reuters

EURIBOR

SW	-0,380
2W	-0,371
1M	-0,372
3M	-0,330
6M	-0,242
1Y	-0,107

* Izvor: Reuters; Objavljeno prethodnog radnog dana



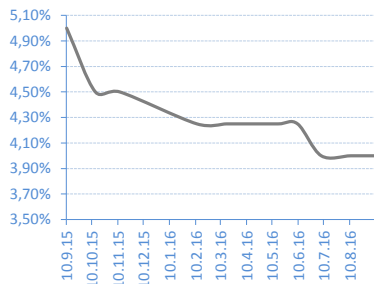
Kamatne stope Centralnih Banaka

CB	Kamatna stopa
USD	1,00
EUR	0,00
GBP	0,25
CAD	0,50
AUD	1,50
JPY	0,10

* Izvor: Reuters; Objavljeno prethodnog radnog dana

REFERENTNA KAMATNA STOPA NBS

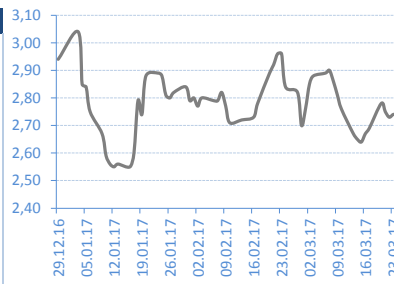
Date	Rate	Promena (%)
08.09.16	4,00%	0,00%
11.08.16	4,00%	0,00%
07.07.16	4,00%	-5,88%
09.06.16	4,25%	0,00%
17.05.16	4,25%	0,00%
07.04.16	4,25%	0,00%
17.03.16	4,25%	0,00%
11.02.16	4,25%	-5,56%
12.11.15	4,50%	0,00%
14.10.15	4,50%	0,00%



* Izvor: NBS

BEONIA

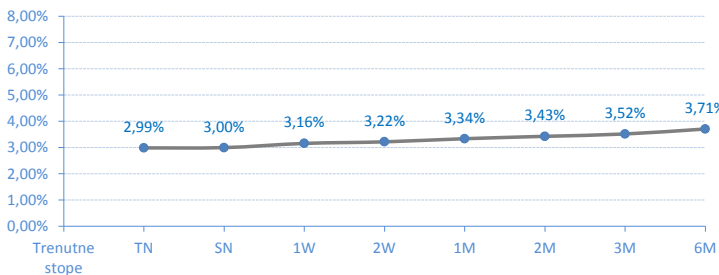
Date	Rate	Promena (%)
24.03.17	2,74%	0,00%
23.03.17	2,74%	0,37%
22.03.17	2,73%	-0,73%
21.03.17	2,75%	-1,08%
20.03.17	2,78%	3,35%
17.03.17	2,69%	0,75%
16.03.17	2,67%	1,14%
15.03.17	2,64%	-0,38%
14.03.17	2,65%	-0,75%
13.03.17	2,67%	



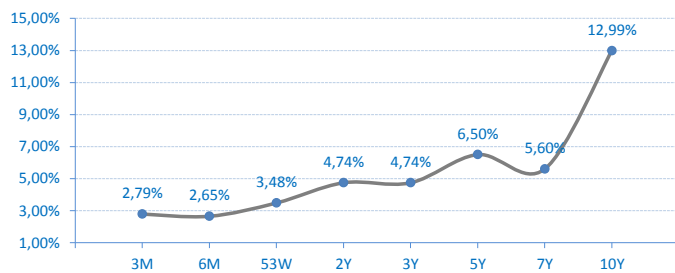
* Izvor: Reuters; Objavljeno prethodnog radnog dana

Kamatne stope/Prinos na tržištu

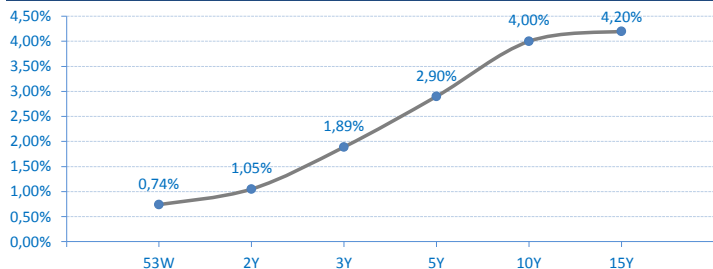
Belibor



Državne HOV Republike Srbije u Dinarima - prinosi sa poslednje aukcije



Državne HOV Republike Srbije u Evrima - prinosi sa poslednje aukcije

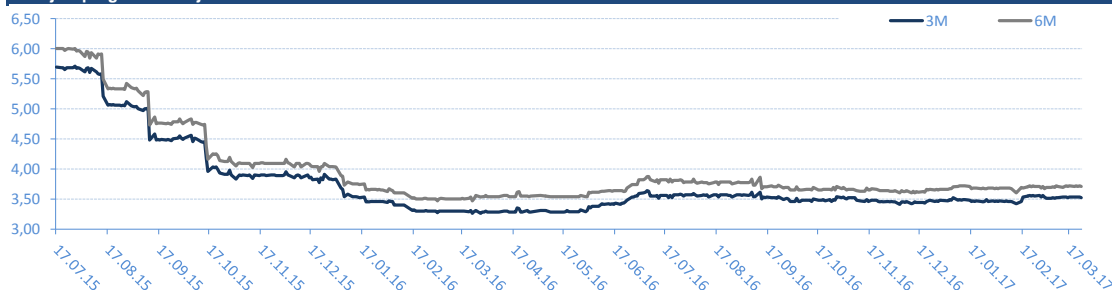


BELIBOR

Trenutne stope	
TN	2,99%
SN	3,00%
1W	3,16%
2W	3,22%
1M	3,34%
2M	3,43%
3M	3,52%
6M	3,71%

* Objavljeno prethodnog radnog dana

Istorijski pregled kretanja 6M i 3M Belibor-a

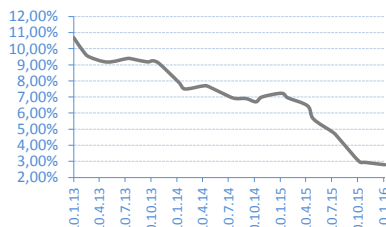


DRŽAVNE HOV Republike Srbije u Dinarima - primarna prodaja

* Izvor: MF - Trezor

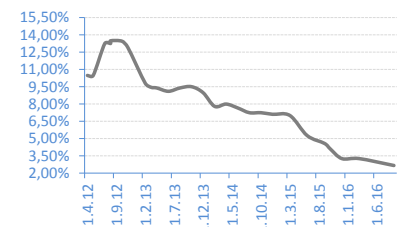
T-BILLS 3M - RSD

Datum	Stopa	Realizacija
14.01.16	2,79%	100,00%
05.11.15	2,94%	100,00%
15.10.15	3,00%	92,18%
06.08.15	4,40%	96,26%
16.07.15	4,79%	98,47%
07.05.15	5,63%	92,92%
16.04.15	6,45%	100,00%
05.02.15	6,95%	45,05%



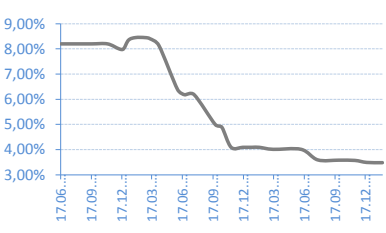
T-BILLS 6M - RSD

Datum	Stopa	Realizacija
01.09.16	2,65%	23,03%
03.03.16	3,25%	96,46%
03.12.15	3,25%	97,22%
08.10.15	4,09%	100,00%
03.09.15	4,57%	87,90%
04.06.15	5,25%	93,30%
05.03.15	7,00%	21,33%
04.12.14	7,10%	100,00%



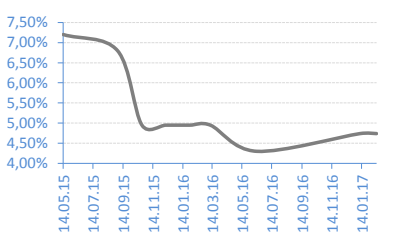
T-BILLS 53W - RSD

Datum	Stopa	Realizacija
06.02.17	3,48%	17,91%
21.12.16	3,49%	32,00%
15.11.16	3,57%	45,64%
28.09.16	3,58%	52,92%
27.07.16	3,59%	49,07%
07.06.16	4,01%	78,06%
15.03.16	4,01%	16,73%
02.02.16	4,09%	63,42%



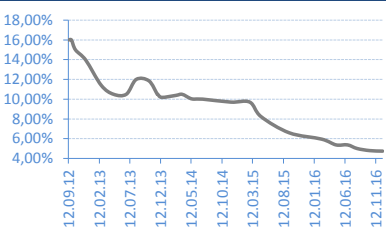
G-BONDS 2Y - RSD

Datum	Stopa	Realizacija
13.02.17	4,74%	78,80%
10.01.17	4,74%	23,25%
13.06.16	4,30%	95,67%
10.03.16	4,95%	56,41%
28.01.16	4,95%	38,44%
10.12.15	4,95%	94,97%
22.10.15	4,95%	74,49%
02.09.15	6,80%	94,50%



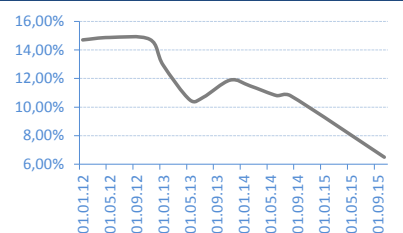
G-BONDS 3Y - RSD

Datum	Stopa	Realizacija
15.12.16	4,74%	91,48%
13.10.16	4,79%	55,21%
11.08.16	5,00%	81,81%
24.06.16	5,37%	11,36%
28.04.16	5,37%	20,70%
18.02.16	5,95%	105,26%
10.09.15	6,59%	61,00%
23.04.15	8,23%	22,21%



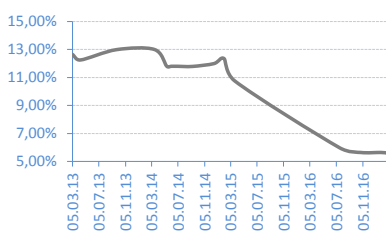
G-BONDS 5Y - RSD

Datum	Stopa	Realizacija
20.10.15	6,50%	69,94%
19.08.14	10,80%	60,89%
25.06.14	10,80%	57,49%
04.02.14	11,48%	31,29%
19.11.13	11,89%	99,01%
23.07.13	10,69%	7,34%
28.05.13	10,50%	25,31%
22.01.13	12,94%	100,00%




G-BONDS 7Y - RSD

Datum	Stopa	Realizacija
23.02.17	5,60%	8,49%
26.01.17	5,64%	9,66%
25.10.16	5,64%	93,74%
19.07.16	5,98%	94,41%
24.03.15	10,75%	100,00%
03.02.15	12,34%	78,28%
17.12.14	11,99%	100,00%
09.09.14	11,79%	57,82%



G-BONDS 10Y - RSD

Datum	Stopa	Realizacija
21.10.14	12,99%	93,26%

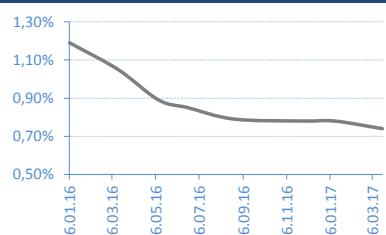


DRŽAVNE HOV Republike Srbije u Evrima - primarna prodaja

* Izvor: MF - Trezor

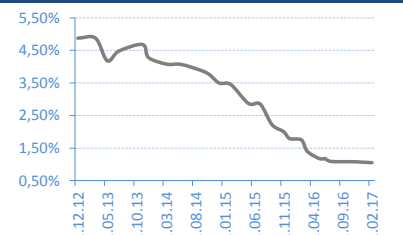
T-BILLS 53W - EUR

Datum	Stopa	Realizacija
20.03.17	0,74%	60,00%
12.01.17	0,78%	46,20%
29.11.16	0,78%	100,00%
24.08.16	0,79%	100,00%
20.06.16	0,85%	100,00%
10.05.16	0,89%	100,00%
14.03.16	1,05%	100,00%
06.01.16	1,19%	99,17%



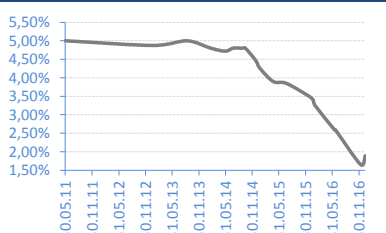
G-BONDS 2Y - EUR

Datum	Stopa	Realizacija
14.02.17	1,05%	95,35%
06.12.16	1,07%	66,00%
04.11.16	1,08%	23,00%
28.07.16	1,09%	46,01%
21.06.16	1,18%	53,58%
09.06.16	1,18%	35,00%
12.05.16	1,18%	100,00%
24.03.16	1,40%	57,50%



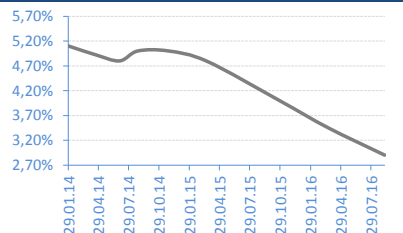
G-BONDS 3Y - EUR

Datum	Stopa	Realizacija
11.01.17	1,89%	57,90%
12.12.16	1,65%	96,43%
22.06.16	2,59%	34,24%
16.06.16	2,59%	99,88%
03.02.16	3,25%	100,00%
21.01.16	3,40%	76,75%
24.12.15	3,50%	46,33%
21.07.15	3,85%	69,21%



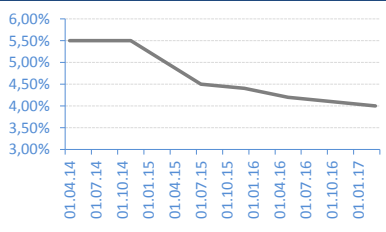
G-BONDS 5Y - EUR

Datum	Stopa	Realizacija
08.09.16	2,90%	100,00%
22.03.16	3,45%	100,00%
27.10.15	4,00%	100,00%
23.03.15	4,79%	82,95%
26.11.14	5,00%	59,99%
26.08.14	5,00%	21,12%
02.07.14	4,80%	87,56%
22.04.14	4,92%	48,62%



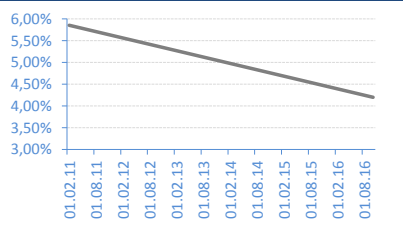
G-BONDS 10Y - EUR

Datum	Stopa	Realizacija
15.03.17	4,00%	65,60%
25.05.16	4,20%	96,00%
04.12.15	4,40%	100,00%
28.07.15	4,50%	76,77%
19.11.14	5,50%	100,00%



G-BONDS 15Y - EUR

Datum	Stopa	Realizacija
19.10.16	4,20%	100,00%
14.02.11	5,85%	48,68%



AKCIJE - REGULISANO TRŽIŠTE

Najtrgovanije HOV

	Simbol	Cena	% Promena	Open	Max	Min	Broj trans	Obim	Promet RSD
Energoprojekt holding a.d. Beograd	ENHL	1.456	3,26%	1.411	1.460	1.411	23	4.269	6.214.651
Aerodrom Nikola Tesla a.d. Beograd	AERO	1.330	1,14%	1.315	1.330	1.315	45	1.765	2.346.907
NIS a.d. Novi Sad	NIIS	747	0,27%	744	751	744	174	1.880	1.403.499
Impol Seval a.d. Sevojno	IMPL	3.398	6,65%	3.400	3.497	3.161	11	169	574.271
Metalac a.d. Gornji Milanovac	MTLC	1.799	2,22%	1.782	1.800	1.782	4	175	314.794

Dobitnici

	Simbol	Cena	% Promena	Open	Max	Min	Broj trans	Obim	Promet RSD
Impol Seval a.d. Sevojno	IMPL	3.398	6,65%	3.400	3.497	3.161	11	169	574.271
Energoprojekt holding a.d. Beograd	ENHL	1.456	3,26%	1.411	1.460	1.411	23	4.269	6.214.651
Metalac a.d. Gornji Milanovac	MTLC	1.799	2,22%	1.782	1.800	1.782	4	175	314.794
Aerodrom Nikola Tesla a.d. Beograd	AERO	1.330	1,14%	1.315	1.330	1.315	45	1.765	2.346.907
NIS a.d. Novi Sad	NIIS	747	0,27%	744	751	744	174	1.880	1.403.499

Gubitnici

	Simbol	Cena	% Promena	Open	Max	Min	Broj trans	Obim	Promet RSD
Progres u restrukturiranju a.d. Beograd	PRGS	20	-25,93%	20	20	20	1	450	9.000
Tigar a.d. Pirot	TIGR	60	-14,29%	70	70	50	3	195	11.650
Veterinarski zavod Subotica a.d. Subotica	VZAS	207	-10,39%	216	216	205	2	45	9.335
Lasta a.d. Beograd	LSTA	670	-4,15%	670	670	670	1	41	27.470
Komercijalna banka a.d. Beograd	KMBN	1.776	-0,78%	1.780	1.780	1.770	3	80	142.070

AKCIJE - MTP

Najtrgovanije HOV

	Simbol	Cena	% Promena	Ponuda	Tražnja	Broj	Obim	Promet RSD
Podunavlje a.d. Celarevo	PDCL	5.500	0,00%	156	137	2	42	231.000
Savremena administracija a.d. Beograd	SVRME	3.650	0,00%	4624	7868	4	17	62.050
Jugoprevoz Krusevac a.d. Krusevac	JGPK	2.000	0,00%	21	50	3	16	32.000
Rudo a.d. Beograd	RUDO	150	0,00%	2325	150	2	150	22.500

Dobitnici

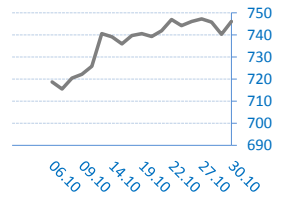
	Simbol	Cena	% Promena	Ponuda	Tražnja	Broj	Obim	Promet RSD
--	--------	------	-----------	--------	---------	------	------	------------

Gubitnici

	Simbol	Cena	% Promena	Ponuda	Tražnja	Broj	Obim	Promet RSD
--	--------	------	-----------	--------	---------	------	------	------------

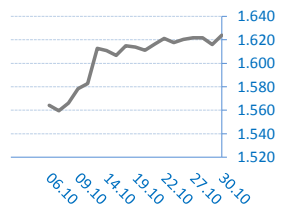
BELEX15

Vrednost	746,12
Promena	5,81
%	0,78%



BELEXline

Vrednost	1.623,70
Promena	7,80
%	0,48%



Kontakti:

Srđan Tomašević

srđjan.tomasevic@erstebank.rs
Devizno tržište
011/220 9116

Dušan Stević

dusan.stevic@erstebank.rs
Devizno tržište
011/220 9118

Danijela Stojanović

danijela.stojanovic@erstebank.rs
Devizno tržište
011/ 220 9132

Nenad Đurović

nenad.djurovic@erstebank.rs
Novčano tržište
011/ 220 9115

Aleksandra Parčetić

aleksandra.parcetic@erstebank.rs

Marija Đorđević

marija.djordjevic@erstebank.rs

Dragan Maksimović

dragan.maksimovic@erstebank.rs

Brokersko poslovanje - Hartije od vrednosti Brokersko poslovanje - Hartije od vrednosti Brokersko poslovanje - Hartije od vrednosti

011/220 9159

011/220 9181
011/220 9110

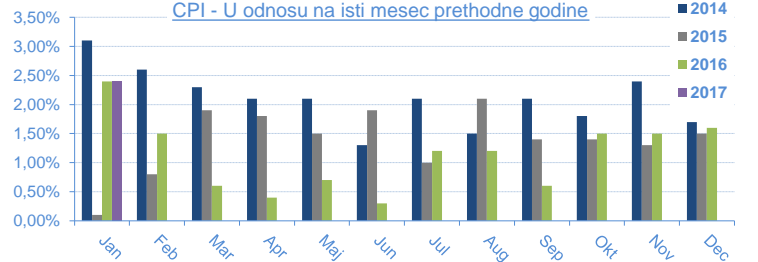
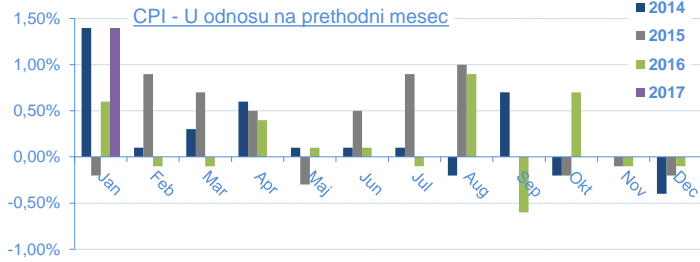
011/ 220 9179

Izveštaj sačinio Sektor sredstava / Odeljenje Middle office

Informacije i cene iz ovog pregleda dobijene su iz izvora za koje verujemo da su pouzdani ali ne garantujemo njihovu tačnost i potpunost. Navedene informacije su važeće samo u trenutku njihovog sastavljanja a objavljuju se u ciju opšteg informisanja, pri čemu ne predstavljaju bilo kakav oblik investicionog saveta niti preporuke za investiranje niti na bilo koji način obavezuju Erste Bank ad Novi Sad u pogledu odgovornosti za štetu nastalu upotrebom informacija iz ovog pregleda.

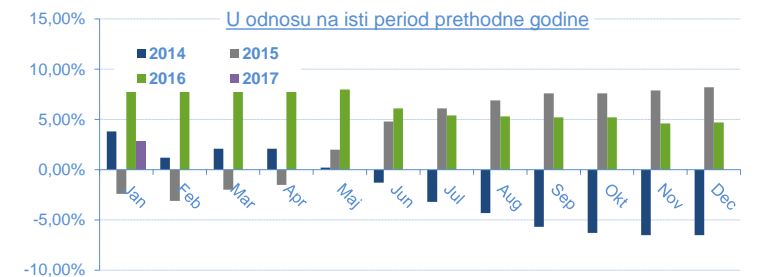
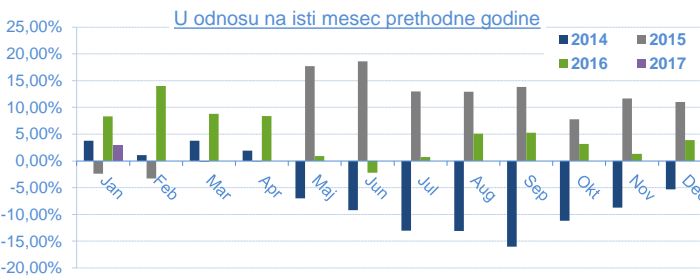
Indeks potrošačkih cena (Consumer Price Index - CPI)

	Jan	Feb	Mar	Apr	Maj	Jun	Jul	Aug	Sep	Okt	Nov	Dec
U odnosu na prethodni mesec	1,40%											
U odnosu na isti mesec 2016.	2,40%											
U odnosu na decembar 2016.	1,40%											
Datum objavljivanja	23.02.17											



INDUSTRIJSKA PROIZVODNJA

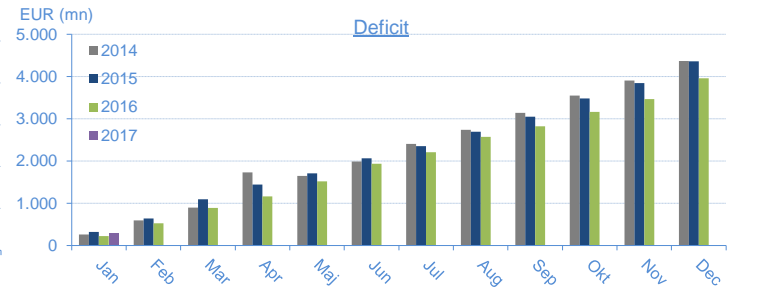
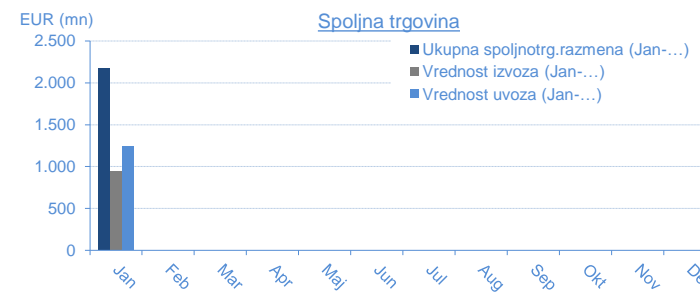
	Jan	Feb	Mar	Apr	Maj	Jun	Jul	Aug	Sep	Okt	Nov	Dec
U odnosu na isti mesec 2016	2,80%											
U odnosu na isti period 2016 (jan-...)	2,80%											
U odnosu na prosek 2016	12,70%											
Datum objavljivanja	28.02.17											



SPOLJNOTRGOVINSKA ROBNA RAZMENA

* u eur mln

Mesec	Jan	Feb	Mar	Apr	Maj	Jun	Jul	Aug	Sep	Okt	Nov	Dec
Ukupna spoljnotrg.razmena (Jan-...)	2.173,70											
Promena (u odnosu na isti period 2016.)	13,20%											
Vrednost izvoza (Jan-...)	937,00											
Promena (u odnosu na isti period 2016.)	10,10%											
Vrednost uvoza (Jan-...)	1.236,70											
Promena (u odnosu na isti period 2016.)	15,60%											
Deficit (jan-...)	299,70											
Promena (u odnosu na isti period 2016.)	36,90%											
Pokrivenost uvoza izvozom	75,70%											
Datum objavljivanja	17.03.17											



BUDŽETSKI DEFICIT

* u rsd mln

Budžetski deficit u 2016.	-7.947,12
Januar 2017	19.003,70
Februar 2017	
Mart 2017	
April 2017	
Maj 2017	
Jun 2017	
Jul 2017	
Avgust 2017	
Septembar 2017	
Oktobar 2017	
Novembar 2017	
Decembar 2017	
Budžetski deficit u 2017.	19.003,70
Planirani deficit u 2017.	-69.100,00
Ostvarenje plana	-27,50%
Datum ažuriranja	10.03.17

