

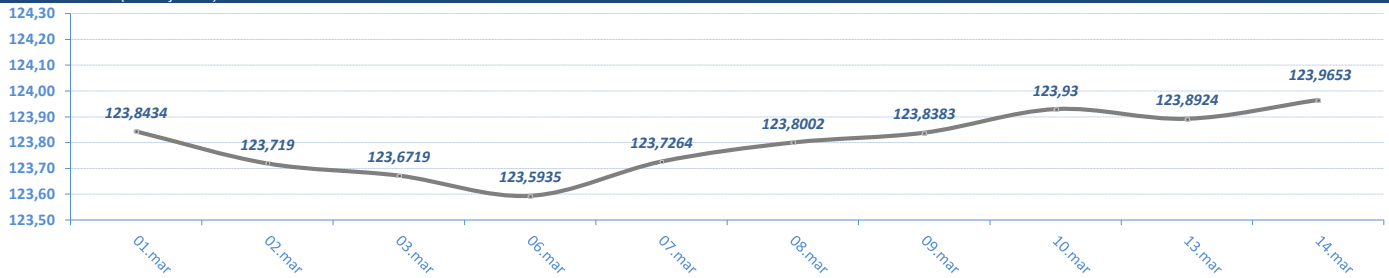
VESTI

► **SREDNJI KURS EUR/RSD**: Dinar **oslabio** u odnosu na evro za 0,0729 dinara, srednji kurs **123,9653**. Obim međubankarske trgovine evrom na dan 13. Marta do 12:30h iznosio je 2,8 miliona evra. NBS nije intervenisala na međubankarskom deviznom tržištu (od početka godine ukupno prodala 330 miliona evra).

► **BEOGRADSKA BERZA**: Indeksi zabeležili različite vrednosti, **BELEX15** veći za 0,11% dok je **BELEXljain** manji za 0,06 odsto. **Promet** veći u odnosu na prethodni dan, na regulisanom tržištu najviše trgovano akcijama Energoprojekt holdinga, NIS-a, Komercijalne banke, Aerodroma Nikola Tesla i Takova Gornji Milanovac.

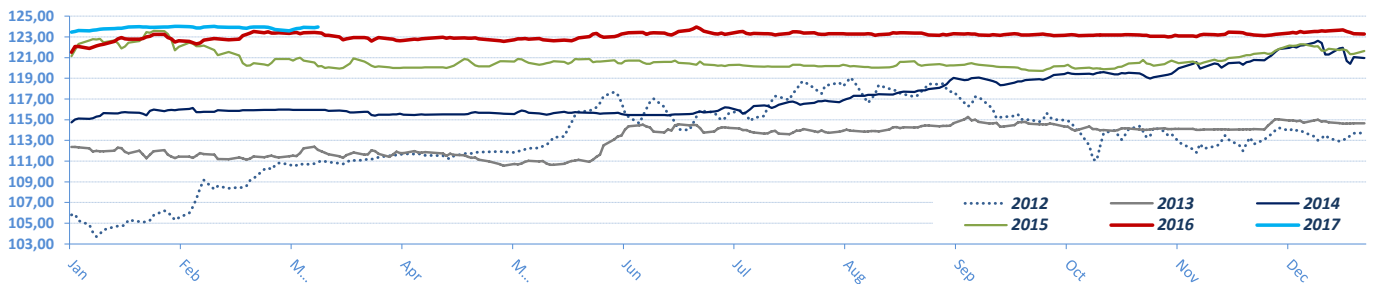
DEVIZNO TRŽIŠTE

EUR / RSD (Srednji kurs) ► 10 dana

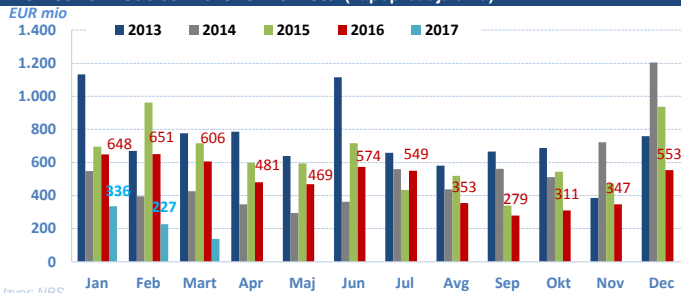


Izvor: NBS

EUR / RSD (Srednji kurs) ► Jan -

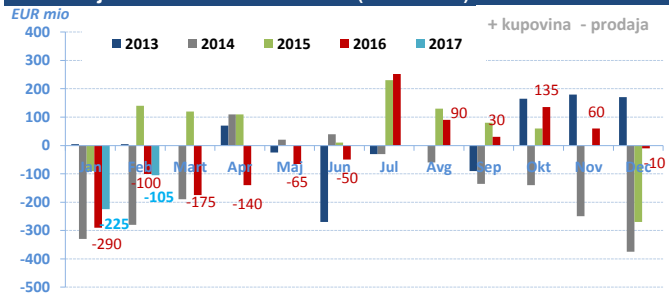


Promet na međubankarskom tržištu (kupoprodaja evra)

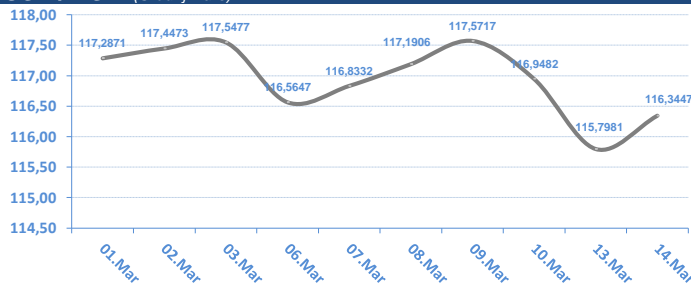


Izvor: NBS

Intervencije NBS na deviznom tržištu (Neto iznos)

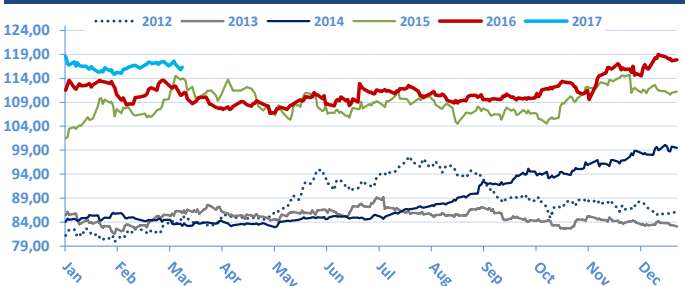


USD / RSD (Srednji kurs) ► 10 dana



Izvor: NBS

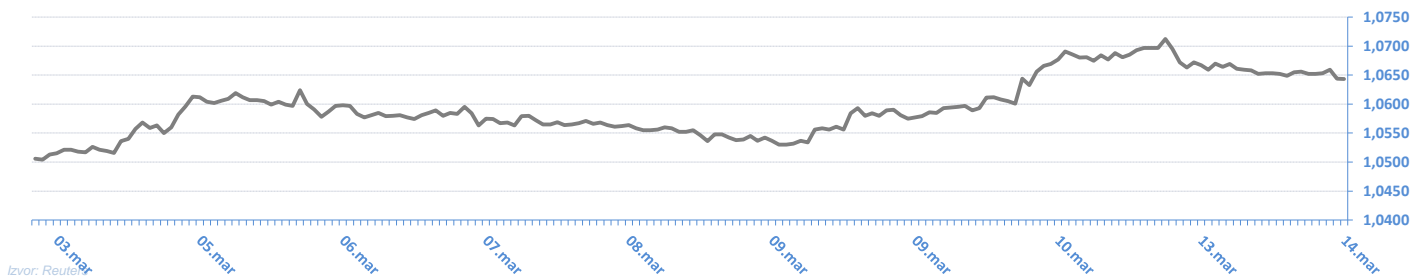
USD / RSD (Srednji kurs) ► Jan -



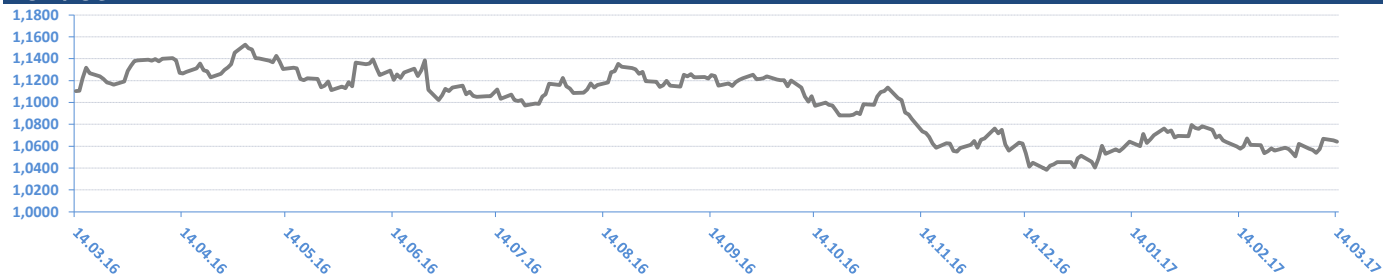
Mesečna promena				Godišnja promena					
	EUR/RSD	%	USD/RSD	%	EUR/RSD	%	USD/RSD	%	
01.03.17	123,8434	-0,13%	117,2871	2,02%	14.03.17	123,9653	0,42%	116,3447	-1,90%
01.02.17	124,0022	0,45%	114,9659	-3,06%	04.01.17	123,4512	1,59%	118,6004	6,34%
04.01.17	123,4512	0,27%	118,6004	2,30%	04.01.16	121,5145	0,30%	111,5324	9,90%
01.12.16	123,1148	0,05%	115,9382	3,35%	05.01.15	121,1543	5,58%	101,4863	20,72%
01.11.16	123,0563	-0,13%	112,1753	2,31%	03.01.14	114,7559	2,14%	84,0641	-1,67%
03.10.16	123,2139	0,05%	109,6404	-0,70%	03.01.13	112,3495	6,20%	85,4889	5,32%
01.09.16	123,1498	-0,07%	110,4185	0,11%	04.01.12	105,7880	-0,21%	81,1693	2,16%
01.08.16	123,2419	-0,03%	110,2934	-0,70%	04.01.11	106,0156	10,47%	79,4541	18,48%
01.07.16	123,2832	0,26%	111,0760	0,47%	04.01.10	95,9679	7,17%	67,0635	4,25%
01.06.16	122,9607	0,31%	110,5563	3,61%	05.01.09	89,5436	12,27%	64,3273	18,68%
04.05.16	122,5815	-0,18%	106,7040	-1,13%	03.01.08	79,7577	-0,05%	54,2016	-10,58%
01.04.16	122,7996	-0,46%	107,9272	-4,76%	04.01.07	79,8000	-7,21%	60,6153	-14,94%
01.03.16	123,3636		113,3232		04.01.06	86,0010		71,2629	

EUR / USD

► 10 dana

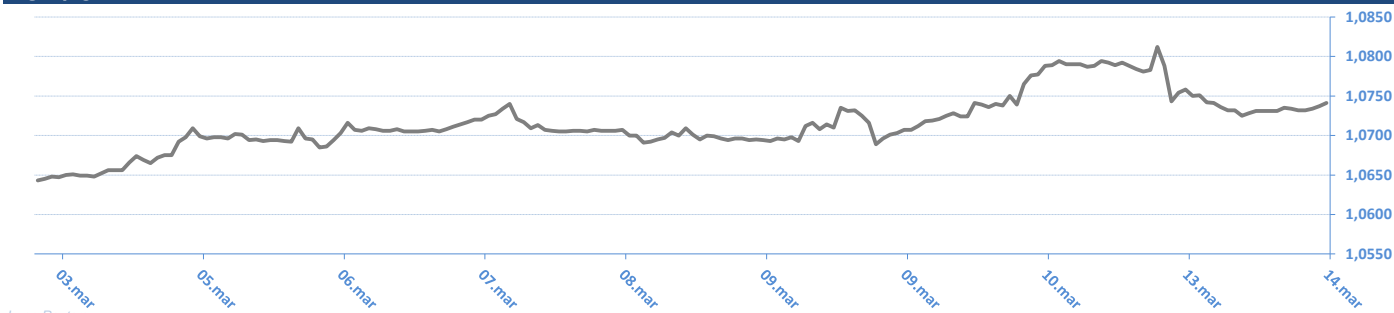


EUR / USD

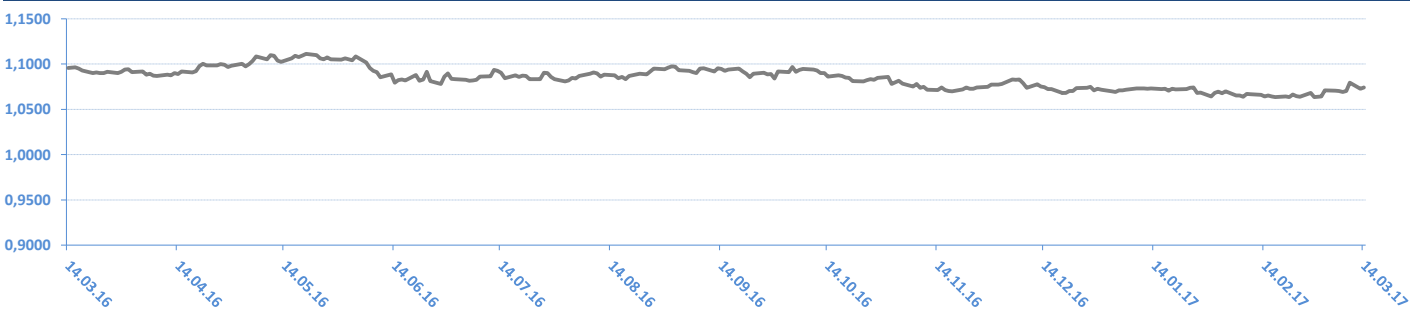


EUR / CHF

► 10 dana



EUR / CHF



14.03.2017 08:46:15

EUR / XX

Valutni par	Kupovni	Prodajni
EUR/USD	1,0642	1,0646
EUR/JPY	122,5400	122,5800
EUR/GBP	0,8768	0,8770
EUR/CHF	1,0741	1,0746
EUR/DKK	7,4342	7,4347
EUR/NOK	9,1398	9,1448
EUR/SEK	9,5313	9,5363
EUR/CAD	1,4330	1,4335
EUR/AUD	1,4094	1,4104
EUR/HUF	312,3500	312,7000
EUR/CZK	27,0010	27,0460
EUR/PLN	4,3348	4,3383
EUR/HRK	7,4298	7,4347
EUR/RUB	62,8164	62,8282
EUR/NZD	1,5414	1,5419

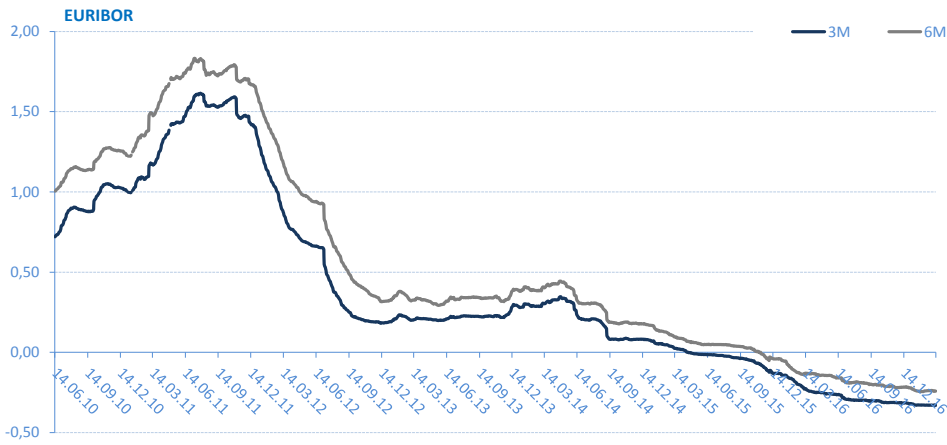
USD / XX

Valutni par	Kupovni	Prodajni
USD/EUR	0,9393	0,9393
USD/JPY	115,0900	115,1400
USD/GBP	0,8237	0,8239
USD/CHF	1,0089	1,0097
USD/DKK	6,9836	6,9856
USD/NOK	8,5869	8,5919
USD/SEK	8,9556	8,9586
USD/CAD	1,3463	1,3467
USD/AUD	1,3243	1,3247
USD/HUF	293,3800	293,7800
USD/CZK	25,3780	25,3900
USD/SKK	21,5460	21,6000
USD/PLN	4,0735	4,0758
USD/HRK	6,9809	6,9859
USD/RUB	59,0124	59,0245
USD/NZD	1,4480	1,4489

EURIBOR

SW	-0,379
2W	-0,372
1M	-0,372
3M	-0,330
6M	-0,241
1Y	-0,108

* Izvor: Reuters; Objavljeno prethodnog radnog dana



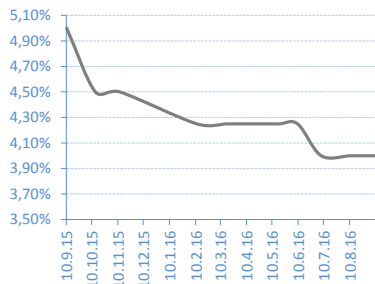
Kamatne stope Centralnih Banaka

CB	Kamatna stopa
USD	0,75
EUR	0,00
GBP	0,25
CAD	0,50
AUD	1,50
JPY	0,10

* Izvor: Reuters; Objavljeno prethodnog radnog dana

REFERENTNA KAMATNA STOPA NBS

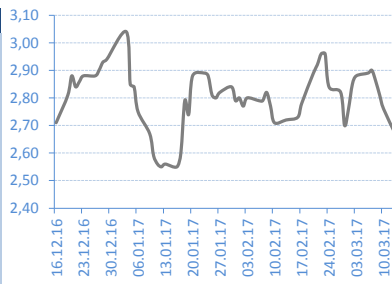
Date	Rate	Promena (%)
08.09.16	4,00%	0,00%
11.08.16	4,00%	0,00%
07.07.16	4,00%	-5,88%
09.06.16	4,25%	0,00%
17.05.16	4,25%	0,00%
07.04.16	4,25%	0,00%
17.03.16	4,25%	0,00%
11.02.16	4,25%	-5,56%
12.11.15	4,50%	0,00%
14.10.15	4,50%	0,00%



* Izvor: NBS

BEONIA

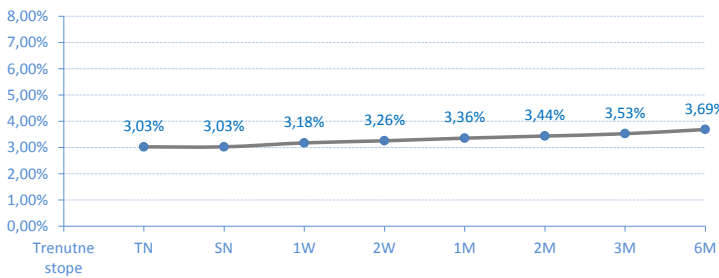
Date	Rate	Promena (%)
13.03.17	2,67%	-3,26%
10.03.17	2,76%	-1,78%
09.03.17	2,81%	-1,75%
08.03.17	2,86%	-1,38%
07.03.17	2,90%	0,35%
06.03.17	2,89%	0,35%
03.03.17	2,88%	1,05%
02.03.17	2,85%	3,26%
01.03.17	2,76%	2,22%
28.02.17	2,70%	



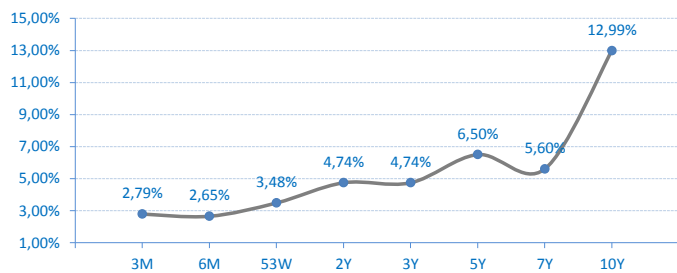
* Izvor: Reuters; Objavljeno prethodnog radnog dana

Kamatne stope/Prinos na tržištu

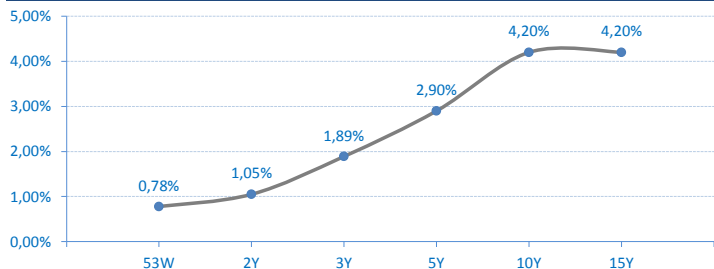
Belibor



Državne HOV Republike Srbije u Dinarima - prinosi sa poslednje aukcije



Državne HOV Republike Srbije u Evrima - prinosi sa poslednje aukcije



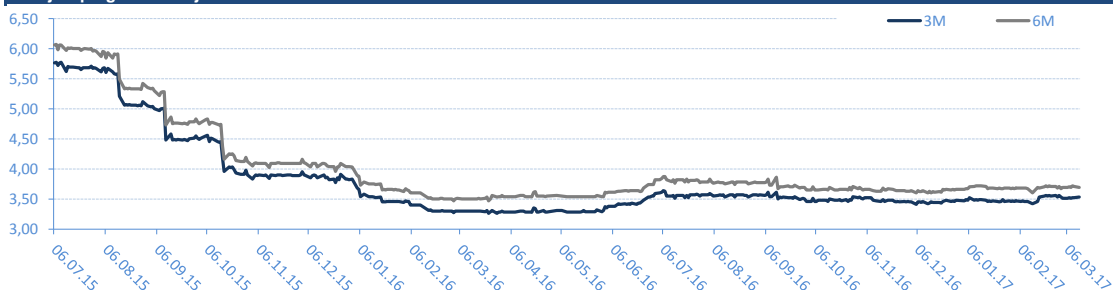
BELIBOR

Trenutne stope

TN	3,03%
SN	3,03%
1W	3,18%
2W	3,26%
1M	3,36%
2M	3,44%
3M	3,53%
6M	3,69%

* Objavljeno prethodnog radnog dana

Istorijski pregled kretanja 6M i 3M Belibor-a

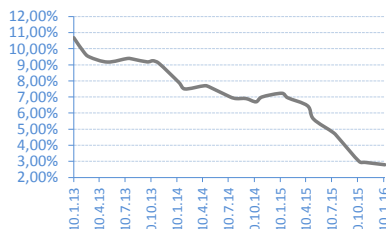


DRŽAVNE HOV Republike Srbije u Dinarima - primarna prodaja

* Izvor: MF - Trezor

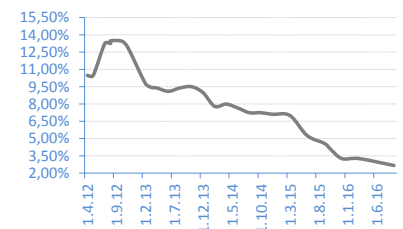
T-BILLS 3M - RSD

Datum	Stopa	Realizacija
14.01.16	2,79%	100,00%
05.11.15	2,94%	100,00%
15.10.15	3,00%	92,18%
06.08.15	4,40%	96,26%
16.07.15	4,79%	98,47%
07.05.15	5,63%	92,92%
16.04.15	6,45%	100,00%
05.02.15	6,95%	45,05%



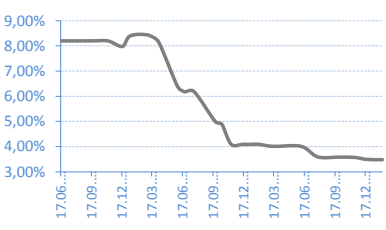
T-BILLS 6M - RSD

Datum	Stopa	Realizacija
01.09.16	2,65%	23,03%
03.03.16	3,25%	96,46%
03.12.15	3,25%	97,22%
08.10.15	4,09%	100,00%
03.09.15	4,57%	87,90%
04.06.15	5,25%	93,30%
05.03.15	7,00%	21,33%
04.12.14	7,10%	100,00%



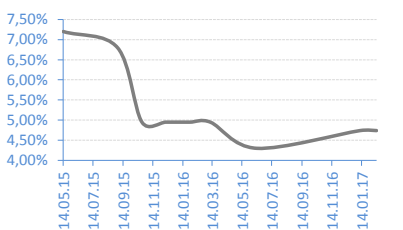
T-BILLS 53W - RSD

Datum	Stopa	Realizacija
06.02.17	3,48%	17,91%
21.12.16	3,49%	32,00%
15.11.16	3,57%	45,64%
28.09.16	3,58%	52,92%
27.07.16	3,59%	49,07%
07.06.16	4,01%	78,06%
15.03.16	4,01%	16,73%
02.02.16	4,09%	63,42%



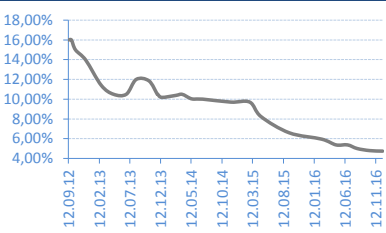
G-BONDS 2Y - RSD

Datum	Stopa	Realizacija
13.02.17	4,74%	78,80%
10.01.17	4,74%	23,25%
13.06.16	4,30%	95,67%
10.03.16	4,95%	56,41%
28.01.16	4,95%	38,44%
10.12.15	4,95%	94,97%
22.10.15	4,95%	74,49%
02.09.15	6,80%	94,50%



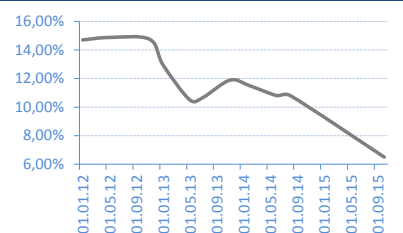
G-BONDS 3Y - RSD

Datum	Stopa	Realizacija
15.12.16	4,74%	91,48%
13.10.16	4,79%	55,21%
11.08.16	5,00%	81,81%
24.06.16	5,37%	11,36%
28.04.16	5,37%	20,70%
18.02.16	5,95%	105,26%
10.09.15	6,59%	61,00%
23.04.15	8,23%	22,21%



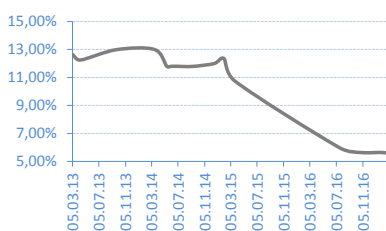
G-BONDS 5Y - RSD

Datum	Stopa	Realizacija
20.10.15	6,50%	69,94%
19.08.14	10,80%	60,89%
25.06.14	10,80%	57,49%
04.02.14	11,48%	31,29%
19.11.13	11,89%	99,01%
23.07.13	10,69%	7,34%
28.05.13	10,50%	25,31%
22.01.13	12,94%	100,00%



G-BONDS 7Y - RSD

Datum	Stopa	Realizacija
23.02.17	5,60%	8,49%
26.01.17	5,64%	9,66%
25.10.16	5,64%	93,74%
19.07.16	5,98%	94,41%
24.03.15	10,75%	100,00%
03.02.15	12,34%	78,28%
17.12.14	11,99%	100,00%
09.09.14	11,79%	57,82%



G-BONDS 10Y - RSD

Datum	Stopa	Realizacija
21.10.14	12,99%	93,26%

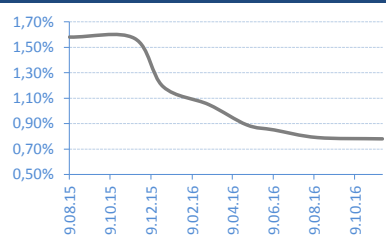


DRŽAVNE HOV Republike Srbije u Evrima - primarna prodaja

* Izvor: MF - Trezor

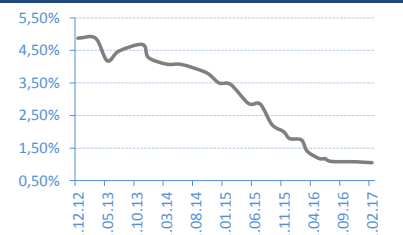
T-BILLS 53W - EUR

Datum	Stopa	Realizacija
29.11.16	0,78%	100,00%
24.08.16	0,79%	100,00%
20.06.16	0,85%	100,00%
10.05.16	0,89%	100,00%
14.03.16	1,05%	100,00%
06.01.16	1,19%	99,17%
24.11.15	1,57%	72,65%
19.08.15	1,58%	61,92%



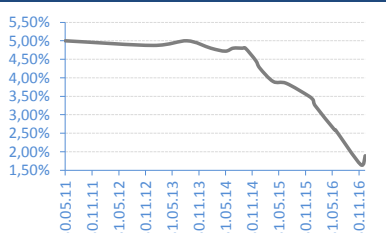
G-BONDS 2Y - EUR

Datum	Stopa	Realizacija
14.02.17	1,05%	95,35%
06.12.16	1,07%	66,00%
04.11.16	1,08%	23,00%
28.07.16	1,09%	46,01%
21.06.16	1,18%	53,58%
09.06.16	1,18%	35,00%
12.05.16	1,18%	100,00%
24.03.16	1,40%	57,50%



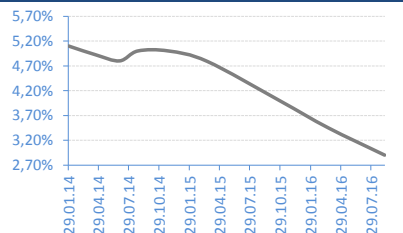
G-BONDS 3Y - EUR

Datum	Stopa	Realizacija
11.01.17	1,89%	57,90%
12.12.16	1,65%	96,43%
22.06.16	2,59%	34,24%
16.06.16	2,59%	99,88%
03.02.16	3,25%	100,00%
21.01.16	3,40%	76,75%
24.12.15	3,50%	46,33%
21.07.15	3,85%	69,21%



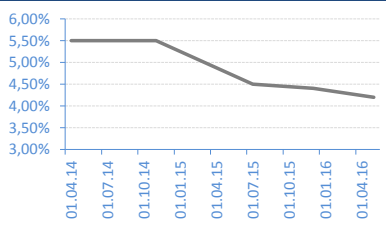
G-BONDS 5Y - EUR

Datum	Stopa	Realizacija
08.09.16	2,90%	100,00%
22.03.16	3,45%	100,00%
27.10.15	4,00%	100,00%
23.03.15	4,79%	82,95%
26.11.14	5,00%	59,99%
26.08.14	5,00%	21,12%
02.07.14	4,80%	87,56%
22.04.14	4,92%	48,62%



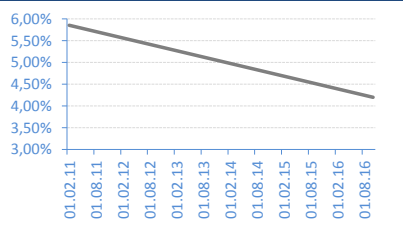
G-BONDS 10Y - EUR

Datum	Stopa	Realizacija
25.05.16	4,20%	96,00%
04.12.15	4,40%	100,00%
28.07.15	4,50%	76,77%
19.11.14	5,50%	100,00%
04.06.14	5,50%	59,18%



G-BONDS 15Y - EUR

Datum	Stopa	Realizacija
19.10.16	4,20%	100,00%
14.02.11	5,85%	48,68%



AKCIJE - REGULISANO TRŽIŠTE

Najtrgovanije HOV

	Simbol	Cena	% Promena	Open	Max	Min	Broj trans	Obim	Promet RSD
NIS a.d. Novi Sad	NIIS	746	-1,32%	745	750	737	48	11.246	8.385.578
Aerodrom Nikola Tesla a.d. Beograd	AERO	1.297	2,85%	1.262	1.300	1.250	264	5.503	7.132.580
Komercijalna banka a.d. Beograd	KMBN	1.748	0,00%	1.730	1.750	1.730	5	2.570	4.491.485
Takovo a.d. Gornji Milanovac	TKVO	78	0,00%	78	80	78	4	36.283	2.830.574
Energoprojekt holding a.d. Beograd	ENHL	1.462	0,14%	1.460	1.462	1.460	17	1.000	1.461.280

Dobitnici

	Simbol	Cena	% Promena	Open	Max	Min	Broj trans	Obim	Promet RSD
Aerodrom Nikola Tesla a.d. Beograd	AERO	1.297	2,85%	1.262	1.300	1.250	264	5.503	7.132.580
Lasta a.d. Beograd	LSTA	650	1,09%	650	650	650	3	126	81.900
Energoprojekt holding a.d. Beograd	ENHL	1.462	0,14%	1.460	1.462	1.460	17	1.000	1.461.280

Gubitnici

	Simbol	Cena	% Promena	Open	Max	Min	Broj trans	Obim	Promet RSD
Tigar a.d. Pirot	TIGR	70	-30,00%	70	70	70	4	198	13.860
Valjaonica bakra Sevojno a.d. Sevojno	VBSE	650	-9,72%	650	650	650	1	10	6.500
Galenika Fitofarmacija a.d. Zemun	FITO	2.671	-1,44%	2.671	2.671	2.671	1	21	56.091
NIS a.d. Novi Sad	NIIS	746	-1,32%	745	750	737	48	11.246	8.385.578
Soja protein a.d. Becej	SJPT	634	-0,31%	634	635	634	2	500	317.100

AKCIJE - MTP

Najtrgovanije HOV

	Simbol	Cena	% Promena	Ponuda	Tražnja	Broj	Obim	Promet RSD
Hotel Prag a.d. , Beograd	PRAG	1.736	28,59%	343165	351000	6	343.165	595.734.440
Milan Blagojevic a.d. Smederevo	MBLS	6.500	0,00%	739	410	26	260	1.690.000
STUP Vrsac a.d. Vrsac	STUP	5.900	0,00%	1475	209	5	209	1.233.100
Trgopromet a.d. Subotica	TRGOM	510	0,00%	2518	791	10	574	292.740
Buducnost a.d. Curug	BDCG	2.500	0,00%	496	100	1	100	250.000

Dobitnici

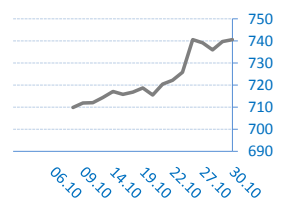
	Simbol	Cena	% Promena	Ponuda	Tražnja	Broj	Obim	Promet RSD
Hotel Prag a.d. , Beograd	PRAG	1.736	28,59%	343165	351000	6	343.165	595.734.440
Auto kuca 21. maj a.d. Beograd	AKDM	227	13,50%	478	7946	2	478	108.506
Energoprojekt oprema a.d. Beograd	ENOP	4.800	0,19%	313	106	2	40	192.000

Gubitnici

	Simbol	Cena	% Promena	Ponuda	Tražnja	Broj	Obim	Promet RSD
Kadinjaca a.d. Bajina Basta	KDNA	60	-33,33%	3778	2000	3	2.000	120.000

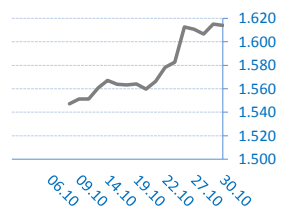
BELEX15

Vrednost	740,54
Promena	0,82
%	0,11%



BELEXline

Vrednost	1.613,83
Promena	-1,03
%	-0,06%



Kontakti:

Srdan Tomašević

srđjan.tomasevic@erstebank.rs
Devizno tržište
011/220 9116

Dušan Stević

dusan.stevic@erstebank.rs
Devizno tržište
011/220 9118

Danijela Stojanović

danijela.stojanovic@erstebank.rs
Devizno tržište
011/ 220 9132

Nenad Đurović

nenad.djurovic@erstebank.rs
Novčano tržište
011/ 220 9115

Aleksandra Parčetić

aleksandra.parcetic@erstebank.rs

Marija Đorđević

marija.djordjevic@erstebank.rs

Dragan Maksimović

dragan.maksimovic@erstebank.rs

Brokersko poslovanje - Hartije od vrednosti Brokersko poslovanje - Hartije od vrednosti Brokersko poslovanje - Hartije od vrednosti

011/220 9159

011/220 9181
011/220 9110

011/ 220 9179

Izveštaj sačinio Sektor sredstava / Odeljenje Middle office

Informacije i cene iz ovog pregleda dobijene su iz izvora za koje verujemo da su pouzdani ali ne garantujemo njihovu tačnost i potpunost. Navedene informacije su važeće samo u trenutku njihovog sastavljanja a objavljuju se u ciju opšteg informisanja, pri čemu ne predstavljaju bilo kakav oblik investicionog saveta niti preporuke za investiranje niti na bilo koji način obavezuju Erste Bank ad Novi Sad u pogledu odgovornosti za štetu nastalu upotrebom informacija iz ovog pregleda.

