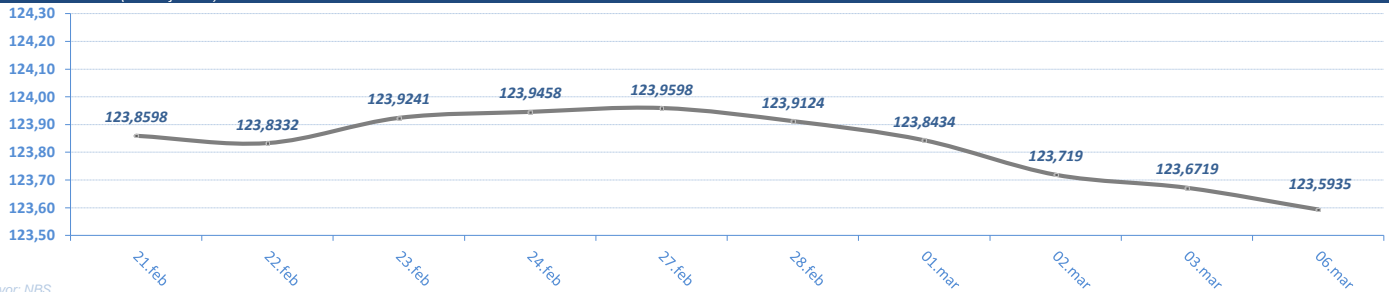


**VESTI**

- **SREDNJI KURS EUR/RSD**: Dinar ojačao u odnosu na evro za 0,0784 dinara, srednji kurs 123,5935. Obim međubankarske trgovine evrom na dan 3. Marta do 12:30h iznosio je 5,5 miliona evra. NBS nije intervenisala na međubankarskom deviznom tržištu (od početka godine ukupno prodala 330 miliona evra).
- **BEOGRADSKA BERZA**: Indeksi zabeležili rast vrednosti, BELEX15 veći za 0,25 odsto, BELEXlajn veći za 0,78 odsto. Promet veći u odnosu na prethodni dan, na regulisanom tržištu najviše trgovano akcijama NIS-a, Energoprojekt holdinga, Aerodroma Nikola Tesla, Alfa plama i Impola Sevojno.

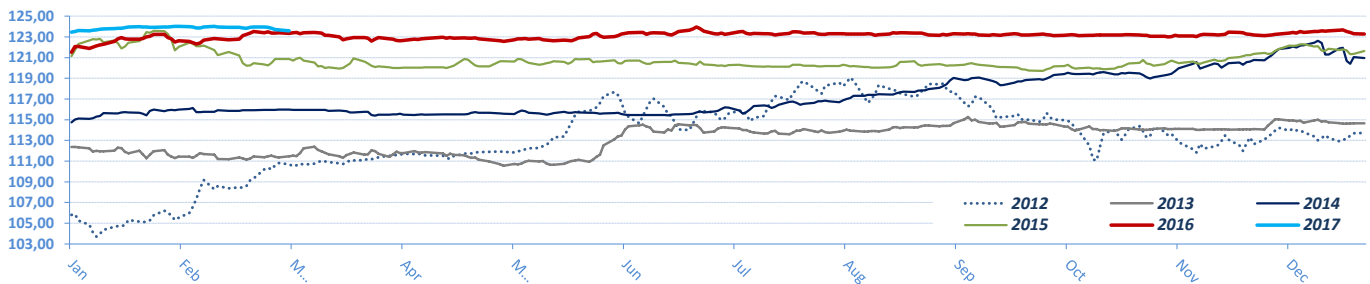
**DEVIZNO TRŽIŠTE**

**EUR / RSD** (Srednji kurs) ► 10 dana

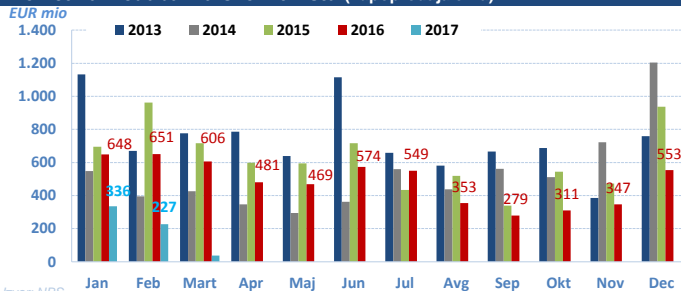


Izvor: NBS

**EUR / RSD** (Srednji kurs) ► Jan - ....

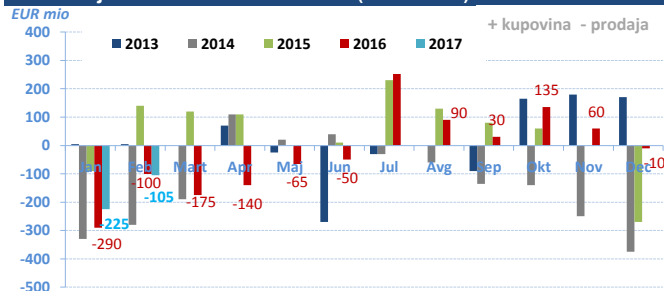


**Promet na međubankarskom tržištu (kupoprodaja evra)**

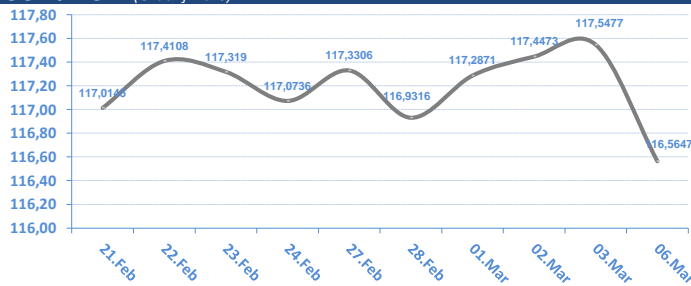


Izvor: NBS

**Intervencije NBS na deviznom tržištu (Neto iznos)**

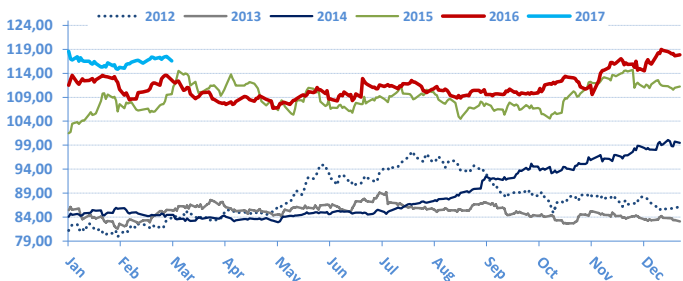


**USD / RSD** (Srednji kurs) ► 10 dana



Izvor: NBS

**USD / RSD** (Srednji kurs) ► Jan - ....



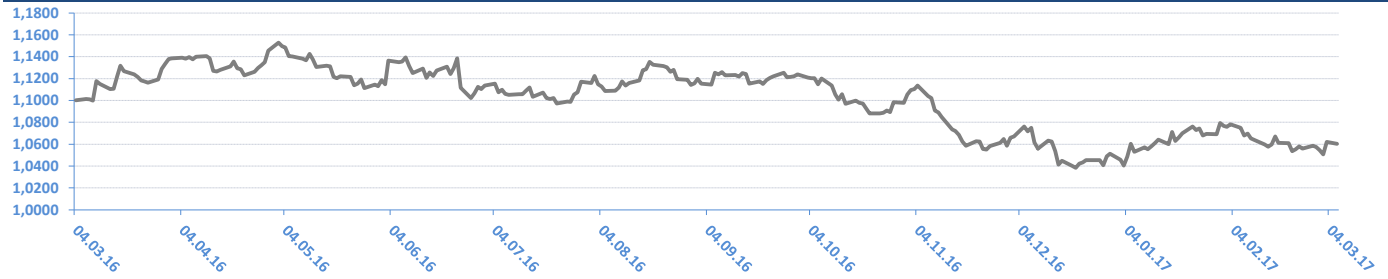
| Mesečna promena |          |        |          | Godišnja promena |          |          |        |          |         |
|-----------------|----------|--------|----------|------------------|----------|----------|--------|----------|---------|
| Datum           | EUR/RSD  | %      | USD/RSD  | %                | Datum    | EUR/RSD  | %      | USD/RSD  | %       |
| 01.03.17        | 123,8434 | -0,13% | 117,2871 | 2,02%            | 06.03.17 | 123,5935 | 0,12%  | 116,5647 | -1,72%  |
| 01.02.17        | 124,0022 | 0,45%  | 114,9659 | -3,06%           | 04.01.17 | 123,4512 | 1,59%  | 118,6004 | 6,34%   |
| 04.01.17        | 123,4512 | 0,27%  | 118,6004 | 2,30%            | 04.01.16 | 121,5145 | 0,30%  | 111,5324 | 9,90%   |
| 01.12.16        | 123,1148 | 0,05%  | 115,9382 | 3,35%            | 05.01.15 | 121,1543 | 5,58%  | 101,4863 | 20,72%  |
| 01.11.16        | 123,0563 | -0,13% | 112,1753 | 2,31%            | 03.01.14 | 114,7559 | 2,14%  | 84,0641  | -1,67%  |
| 03.10.16        | 123,2139 | 0,05%  | 109,6404 | -0,70%           | 03.01.13 | 112,3495 | 6,20%  | 85,4889  | 5,32%   |
| 01.09.16        | 123,1498 | -0,07% | 110,4185 | 0,11%            | 04.01.12 | 105,7880 | -0,21% | 81,1693  | 2,16%   |
| 01.08.16        | 123,2419 | -0,03% | 110,2934 | -0,70%           | 04.01.11 | 106,0156 | 10,47% | 79,4541  | 18,48%  |
| 01.07.16        | 123,2832 | 0,26%  | 111,0760 | 0,47%            | 04.01.10 | 95,9679  | 7,17%  | 67,0635  | 4,25%   |
| 01.06.16        | 122,9607 | 0,31%  | 110,5563 | 3,61%            | 05.01.09 | 89,5436  | 12,27% | 64,3273  | 18,68%  |
| 04.05.16        | 122,5815 | -0,18% | 106,7040 | -1,13%           | 03.01.08 | 79,7577  | -0,05% | 54,2016  | -10,58% |
| 01.04.16        | 122,7996 | -0,46% | 107,9272 | -4,76%           | 04.01.07 | 79,8000  | -7,21% | 60,6153  | -14,94% |
| 01.03.16        | 123,3636 |        | 113,3232 |                  | 04.01.06 | 86,0010  |        | 71,2629  |         |

**EUR / USD**

► 10 dana

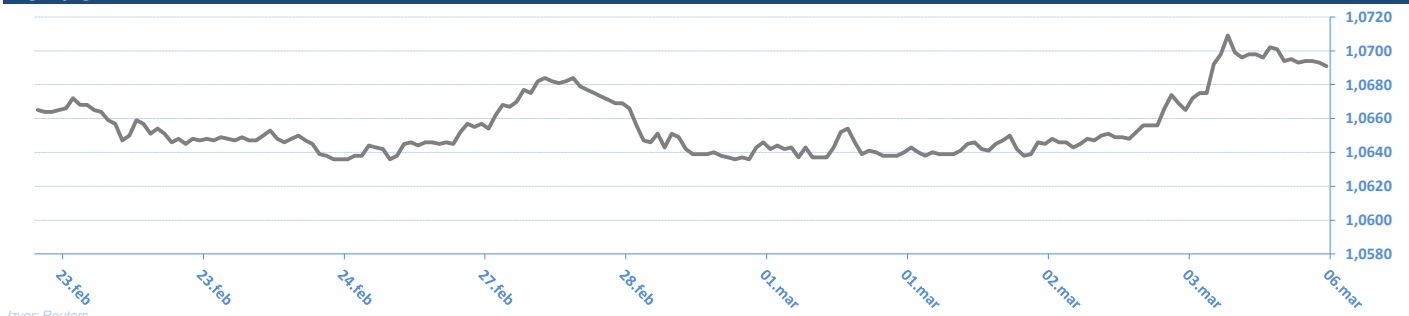


**EUR / USD**

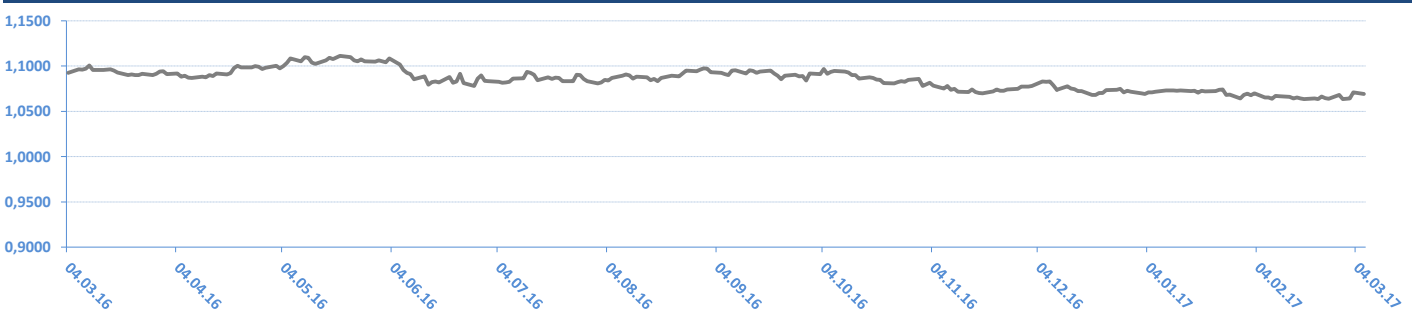


**EUR / CHF**

► 10 dana



**EUR / CHF**



06.03.2017 08:47:58

**EUR / XX**

| Valutni par | Kupovni  | Prodajni |
|-------------|----------|----------|
| EUR/USD     | 1,0604   | 1,0607   |
| EUR/JPY     | 120,6100 | 120,6500 |
| EUR/GBP     | 0,8638   | 0,8639   |
| EUR/CHF     | 1,0692   | 1,0697   |
| EUR/DKK     | 7,4333   | 7,4338   |
| EUR/NOK     | 8,9446   | 8,9476   |
| EUR/SEK     | 9,5337   | 9,5382   |
| EUR/CAD     | 1,4200   | 1,4205   |
| EUR/AUD     | 1,3973   | 1,3988   |
| EUR/HUF     | 308,9600 | 309,2600 |
| EUR/CZK     | 27,0140  | 27,0440  |
| EUR/PLN     | 4,3026   | 4,3056   |
| EUR/HRK     | 7,4140   | 7,4190   |
| EUR/RUB     | 61,8925  | 61,9125  |
| EUR/NZD     | 1,5084   | 1,5099   |

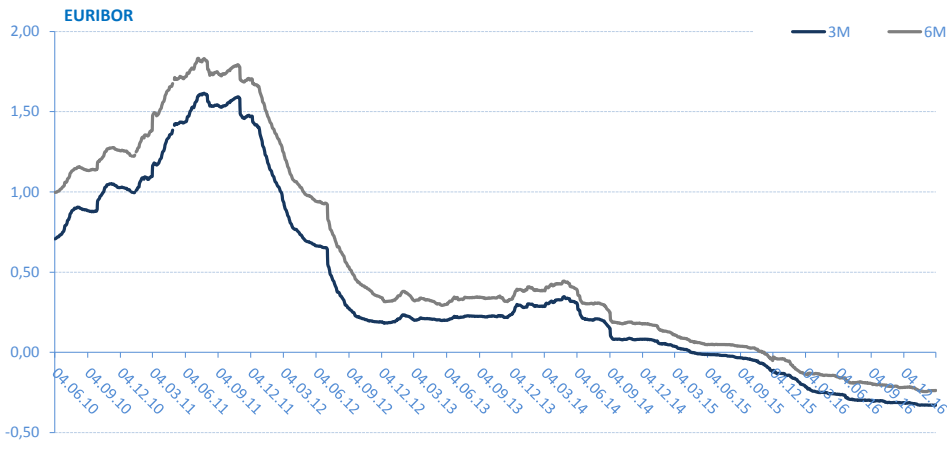
**USD / XX**

| Valutni par | Kupovni  | Prodajni |
|-------------|----------|----------|
| USD/EUR     | 0,9428   | 0,9428   |
| USD/JPY     | 113,7300 | 113,7800 |
| USD/GBP     | 0,8146   | 0,8147   |
| USD/CHF     | 1,0083   | 1,0087   |
| USD/DKK     | 7,0097   | 7,0103   |
| USD/NOK     | 8,4339   | 8,4369   |
| USD/SEK     | 8,9907   | 8,9937   |
| USD/CAD     | 1,3391   | 1,3395   |
| USD/AUD     | 1,3179   | 1,3180   |
| USD/HUF     | 291,3600 | 291,6200 |
| USD/CZK     | 25,4780  | 25,4940  |
| USD/SKK     | 21,5460  | 21,6000  |
| USD/PLN     | 4,0599   | 4,0619   |
| USD/HRK     | 6,9915   | 6,9965   |
| USD/RUB     | 58,3669  | 58,3837  |
| USD/NZD     | 1,4225   | 1,4233   |

EURIBOR

|    |        |
|----|--------|
| SW | -0,379 |
| 2W | -0,372 |
| 1M | -0,371 |
| 3M | -0,329 |
| 6M | -0,237 |
| 1Y | -0,113 |

\* Izvor: Reuters; Objavljeno prethodnog radnog dana



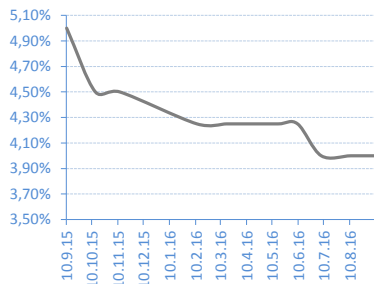
Kamatne stope Centralnih Banaka

| CB  | Kamatna stopa |
|-----|---------------|
| USD | 0,75          |
| EUR | 0,00          |
| GBP | 0,25          |
| CAD | 0,50          |
| AUD | 1,50          |
| JPY | 0,10          |

\* Izvor: Reuters; Objavljeno prethodnog radnog dana

REFERENTNA KAMATNA STOPA NBS

| Date     | Rate  | Promena (%) |
|----------|-------|-------------|
| 08.09.16 | 4,00% | 0,00%       |
| 11.08.16 | 4,00% | 0,00%       |
| 07.07.16 | 4,00% | -5,88%      |
| 09.06.16 | 4,25% | 0,00%       |
| 17.05.16 | 4,25% | 0,00%       |
| 07.04.16 | 4,25% | 0,00%       |
| 17.03.16 | 4,25% | 0,00%       |
| 11.02.16 | 4,25% | -5,56%      |
| 12.11.15 | 4,50% | 0,00%       |
| 14.10.15 | 4,50% | 0,00%       |



\* Izvor: NBS

BEONIA

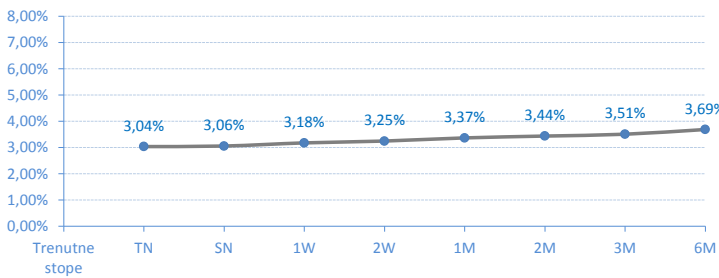
| Date     | Rate  | Promena (%) |
|----------|-------|-------------|
| 03.03.17 | 2,88% | 1,05%       |
| 02.03.17 | 2,85% | 3,26%       |
| 01.03.17 | 2,76% | 2,22%       |
| 28.02.17 | 2,70% | -4,26%      |
| 27.02.17 | 2,82% | -0,70%      |
| 24.02.17 | 2,84% | -4,05%      |
| 23.02.17 | 2,96% | 0,00%       |
| 22.02.17 | 2,96% | 1,37%       |
| 21.02.17 | 2,92% | 1,04%       |
| 20.02.17 | 2,89% |             |



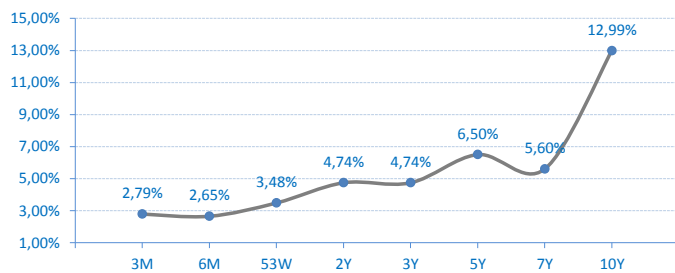
\* Izvor: Reuters; Objavljeno prethodnog radnog dana

Kamatne stope/Prinos na tržištu

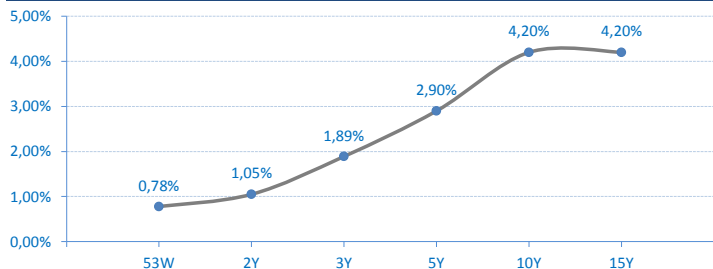
Belibor



Državne HOV Republike Srbije u Dinarima - prinosi sa poslednje aukcije



Državne HOV Republike Srbije u Evrima - prinosi sa poslednje aukcije

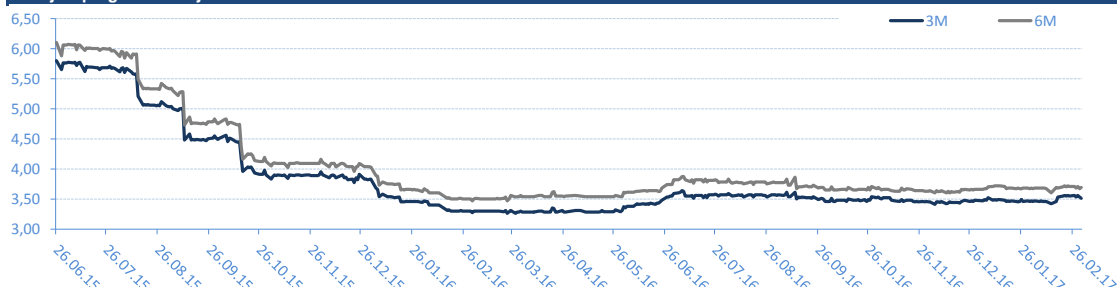


BELIBOR

| Trenutne stope |       |
|----------------|-------|
| TN             | 3,04% |
| SN             | 3,06% |
| 1W             | 3,18% |
| 2W             | 3,25% |
| 1M             | 3,37% |
| 2M             | 3,44% |
| 3M             | 3,51% |
| 6M             | 3,69% |

\* Objavljeno prethodnog radnog dana

Istorijski pregled kretanja 6M i 3M Belibor-a

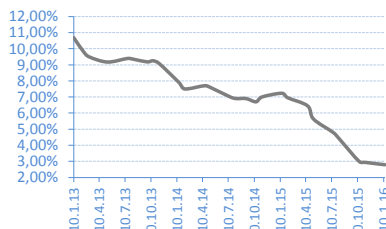


**DRŽAVNE HOV Republike Srbije u Dinarima - primarna prodaja**

\* Izvor: MF - Trezor

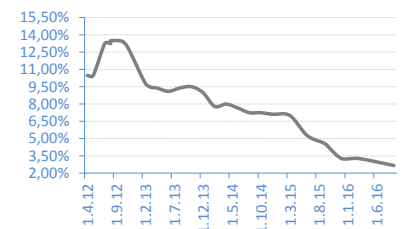
**T-BILLS 3M - RSD**

| Datum    | Stopa | Realizacija |
|----------|-------|-------------|
| 14.01.16 | 2,79% | 100,00%     |
| 05.11.15 | 2,94% | 100,00%     |
| 15.10.15 | 3,00% | 92,18%      |
| 06.08.15 | 4,40% | 96,26%      |
| 16.07.15 | 4,79% | 98,47%      |
| 07.05.15 | 5,63% | 92,92%      |
| 16.04.15 | 6,45% | 100,00%     |
| 05.02.15 | 6,95% | 45,05%      |



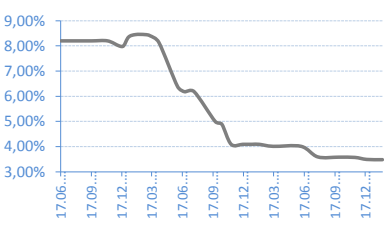
**T-BILLS 6M - RSD**

| Datum    | Stopa | Realizacija |
|----------|-------|-------------|
| 01.09.16 | 2,65% | 23,03%      |
| 03.03.16 | 3,25% | 96,46%      |
| 03.12.15 | 3,25% | 97,22%      |
| 08.10.15 | 4,09% | 100,00%     |
| 03.09.15 | 4,57% | 87,90%      |
| 04.06.15 | 5,25% | 93,30%      |
| 05.03.15 | 7,00% | 21,33%      |
| 04.12.14 | 7,10% | 100,00%     |



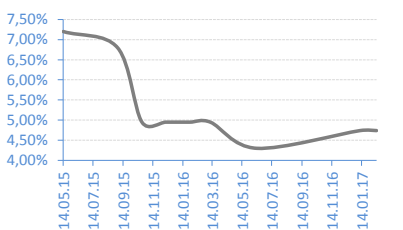
**T-BILLS 53W - RSD**

| Datum    | Stopa | Realizacija |
|----------|-------|-------------|
| 06.02.17 | 3,48% | 17,91%      |
| 21.12.16 | 3,49% | 32,00%      |
| 15.11.16 | 3,57% | 45,64%      |
| 28.09.16 | 3,58% | 52,92%      |
| 27.07.16 | 3,59% | 49,07%      |
| 07.06.16 | 4,01% | 78,06%      |
| 15.03.16 | 4,01% | 16,73%      |
| 02.02.16 | 4,09% | 63,42%      |



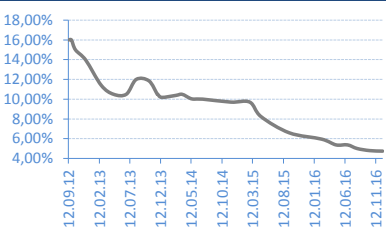
**G-BONDS 2Y - RSD**

| Datum    | Stopa | Realizacija |
|----------|-------|-------------|
| 13.02.17 | 4,74% | 78,80%      |
| 10.01.17 | 4,74% | 23,25%      |
| 13.06.16 | 4,30% | 95,67%      |
| 10.03.16 | 4,95% | 56,41%      |
| 28.01.16 | 4,95% | 38,44%      |
| 10.12.15 | 4,95% | 94,97%      |
| 22.10.15 | 4,95% | 74,49%      |
| 02.09.15 | 6,80% | 94,50%      |



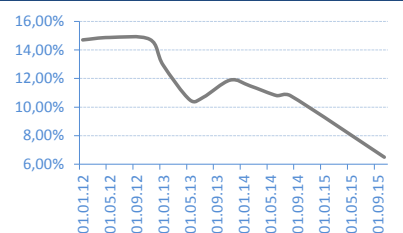
**G-BONDS 3Y - RSD**

| Datum    | Stopa | Realizacija |
|----------|-------|-------------|
| 15.12.16 | 4,74% | 91,48%      |
| 13.10.16 | 4,79% | 55,21%      |
| 11.08.16 | 5,00% | 81,81%      |
| 24.06.16 | 5,37% | 11,36%      |
| 28.04.16 | 5,37% | 20,70%      |
| 18.02.16 | 5,95% | 105,26%     |
| 10.09.15 | 6,59% | 61,00%      |
| 23.04.15 | 8,23% | 22,21%      |



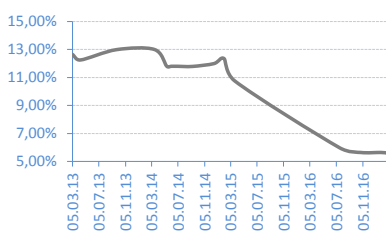
**G-BONDS 5Y - RSD**

| Datum    | Stopa  | Realizacija |
|----------|--------|-------------|
| 20.10.15 | 6,50%  | 69,94%      |
| 19.08.14 | 10,80% | 60,89%      |
| 25.06.14 | 10,80% | 57,49%      |
| 04.02.14 | 11,48% | 31,29%      |
| 19.11.13 | 11,89% | 99,01%      |
| 23.07.13 | 10,69% | 7,34%       |
| 28.05.13 | 10,50% | 25,31%      |
| 22.01.13 | 12,94% | 100,00%     |




**G-BONDS 7Y - RSD**

| Datum    | Stopa  | Realizacija |
|----------|--------|-------------|
| 23.02.17 | 5,60%  | 8,49%       |
| 26.01.17 | 5,64%  | 9,66%       |
| 25.10.16 | 5,64%  | 93,74%      |
| 19.07.16 | 5,98%  | 94,41%      |
| 24.03.15 | 10,75% | 100,00%     |
| 03.02.15 | 12,34% | 78,28%      |
| 17.12.14 | 11,99% | 100,00%     |
| 09.09.14 | 11,79% | 57,82%      |



**G-BONDS 10Y - RSD**

| Datum    | Stopa  | Realizacija |
|----------|--------|-------------|
| 21.10.14 | 12,99% | 93,26%      |

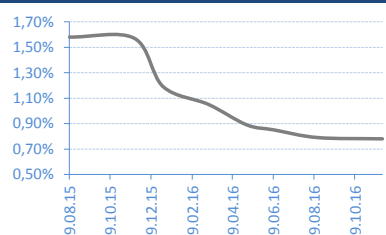


**DRŽAVNE HOV Republike Srbije u Evrima - primarna prodaja**

\* Izvor: MF - Trezor

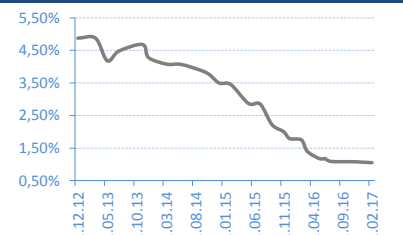
**T-BILLS 53W - EUR**

| Datum    | Stopa | Realizacija |
|----------|-------|-------------|
| 29.11.16 | 0,78% | 100,00%     |
| 24.08.16 | 0,79% | 100,00%     |
| 20.06.16 | 0,85% | 100,00%     |
| 10.05.16 | 0,89% | 100,00%     |
| 14.03.16 | 1,05% | 100,00%     |
| 06.01.16 | 1,19% | 99,17%      |
| 24.11.15 | 1,57% | 72,65%      |
| 19.08.15 | 1,58% | 61,92%      |



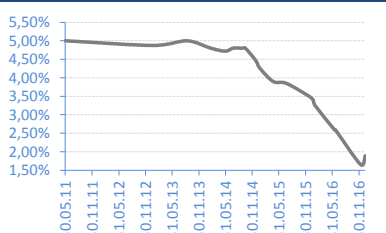
**G-BONDS 2Y - EUR**

| Datum    | Stopa | Realizacija |
|----------|-------|-------------|
| 14.02.17 | 1,05% | 95,35%      |
| 06.12.16 | 1,07% | 66,00%      |
| 04.11.16 | 1,08% | 23,00%      |
| 28.07.16 | 1,09% | 46,01%      |
| 21.06.16 | 1,18% | 53,58%      |
| 09.06.16 | 1,18% | 35,00%      |
| 12.05.16 | 1,18% | 100,00%     |
| 24.03.16 | 1,40% | 57,50%      |



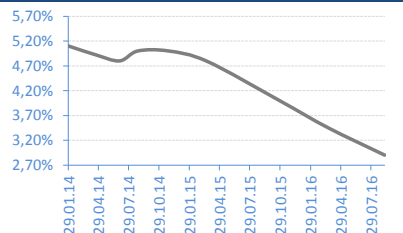
**G-BONDS 3Y - EUR**

| Datum    | Stopa | Realizacija |
|----------|-------|-------------|
| 11.01.17 | 1,89% | 57,90%      |
| 12.12.16 | 1,65% | 96,43%      |
| 22.06.16 | 2,59% | 34,24%      |
| 16.06.16 | 2,59% | 99,88%      |
| 03.02.16 | 3,25% | 100,00%     |
| 21.01.16 | 3,40% | 76,75%      |
| 24.12.15 | 3,50% | 46,33%      |
| 21.07.15 | 3,85% | 69,21%      |



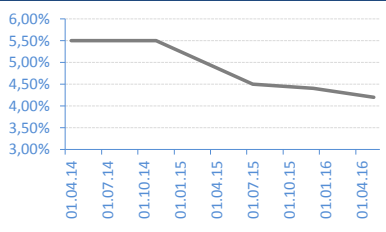
**G-BONDS 5Y - EUR**

| Datum    | Stopa | Realizacija |
|----------|-------|-------------|
| 08.09.16 | 2,90% | 100,00%     |
| 22.03.16 | 3,45% | 100,00%     |
| 27.10.15 | 4,00% | 100,00%     |
| 23.03.15 | 4,79% | 82,95%      |
| 26.11.14 | 5,00% | 59,99%      |
| 26.08.14 | 5,00% | 21,12%      |
| 02.07.14 | 4,80% | 87,56%      |
| 22.04.14 | 4,92% | 48,62%      |



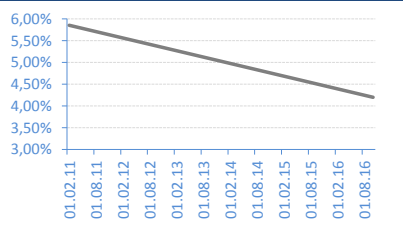
**G-BONDS 10Y - EUR**

| Datum    | Stopa | Realizacija |
|----------|-------|-------------|
| 25.05.16 | 4,20% | 96,00%      |
| 04.12.15 | 4,40% | 100,00%     |
| 28.07.15 | 4,50% | 76,77%      |
| 19.11.14 | 5,50% | 100,00%     |
| 04.06.14 | 5,50% | 59,18%      |



**G-BONDS 15Y - EUR**

| Datum    | Stopa | Realizacija |
|----------|-------|-------------|
| 19.10.16 | 4,20% | 100,00%     |
| 14.02.11 | 5,85% | 48,68%      |



## AKCIJE - REGULISANO TRŽIŠTE

## Najtrgovanije HOV

|                                    | Simbol | Cena   | % Promena | Open   | Max    | Min    | Broj trans | Obim   | Promet RSD |
|------------------------------------|--------|--------|-----------|--------|--------|--------|------------|--------|------------|
| Energoprojekt holding a.d. Beograd | ENHL   | 1.340  | -0,07%    | 1.340  | 1.340  | 1.340  | 2          | 28.215 | 37.808.100 |
| Aerodrom Nikola Tesla a.d. Beograd | AERO   | 1.201  | 1,09%     | 1.175  | 1.250  | 1.165  | 762        | 10.536 | 12.652.263 |
| NIS a.d. Novi Sad                  | NIIS   | 774    | 0,65%     | 769    | 775    | 762    | 130        | 14.257 | 11.041.180 |
| Alfa plam a.d. Vranje              | ALFA   | 33.006 | -6,38%    | 33.007 | 33.007 | 33.006 | 3          | 25     | 825.152    |
| Impol Seval a.d. Sevojno           | IMPL   | 3.011  | 0,33%     | 3.001  | 3.014  | 3.001  | 12         | 255    | 766.436    |

## Dobitnici

|                                 | Simbol | Cena   | % Promena | Open   | Max    | Min    | Broj trans | Obim | Promet RSD |
|---------------------------------|--------|--------|-----------|--------|--------|--------|------------|------|------------|
| TE - TO a.d. Senta              | TETO   | 1.501  | 23,34%    | 1.501  | 1.501  | 1.501  | 1          | 20   | 30.020     |
| Planinka a.d. Kursumlija        | PLNN   | 37.500 | 13,64%    | 37.500 | 37.500 | 37.500 | 1          | 6    | 225.000    |
| Lasta a.d. Beograd              | LSTA   | 643    | 4,89%     | 613    | 650    | 613    | 4          | 260  | 163.560    |
| Komercijalna banka a.d. Beograd | KMBNPB | 900    | 4,65%     | 900    | 900    | 900    | 1          | 50   | 45.000     |
| Metalac a.d. Gornji Milanovac   | MTLC   | 1.760  | 2,56%     | 1.760  | 1.760  | 1.760  | 2          | 51   | 89.760     |

## Gubitnici

|   | Simbol | Cena   | % Promena | Open   | Max    | Min    | Broj trans | Obim   | Promet RSD |
|---|--------|--------|-----------|--------|--------|--------|------------|--------|------------|
| Progres u restrukturiranju a.d. Beograd | PRGS   | 22     | -12,00%   | 25     | 25     | 22     | 2          | 986    | 21.782     |
| Alfa plam a.d. Vranje                   | ALFA   | 33.006 | -6,38%    | 33.007 | 33.007 | 33.006 | 3          | 25     | 825.152    |
| Energoprojekt holding a.d. Beograd      | ENHL   | 1.340  | -0,07%    | 1.340  | 1.340  | 1.340  | 2          | 28.215 | 37.808.100 |

## AKCIJE - MTP

## Najtrgovanije HOV

|                                   | Simbol | Cena  | % Promena | Ponuda | Tražnja | Broj | Obim   | Promet RSD |
|-----------------------------------|--------|-------|-----------|--------|---------|------|--------|------------|
| Iritel a.d. Beograd               | IRTL   | 600   | 0,00%     | 15138  | 15780   | 28   | 15.118 | 9.070.800  |
| STUP Vrsac a.d. Vrsac             | STUP   | 5.978 | 0,00%     | 746    | 115     | 3    | 115    | 687.470    |
| Trgopromet a.d. Subotica          | TRGOM  | 510   | 1,80%     | 3646   | 1045    | 15   | 852    | 434.520    |
| Zitopek a.d. Nis                  | ZTPK   | 280   | 7,69%     | 1500   | 1500    | 1    | 1.500  | 420.000    |
| Zastava auto promet a.d. Novi Sad | ZSAP   | 475   | 0,00%     | 1818   | 291     | 1    | 291    | 138.225    |

## Dobitnici

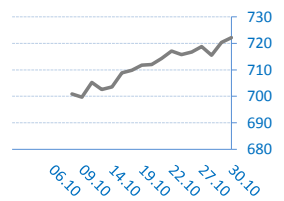
|                          | Simbol | Cena | % Promena | Ponuda | Tražnja | Broj | Obim  | Promet RSD |
|--------------------------|--------|------|-----------|--------|---------|------|-------|------------|
| Zitopek a.d. Nis         | ZTPK   | 280  | 7,69%     | 1500   | 1500    | 1    | 1.500 | 420.000    |
| Trgopromet a.d. Subotica | TRGOM  | 510  | 1,80%     | 3646   | 1045    | 15   | 852   | 434.520    |

## Gubitnici

|  | Simbol | Cena | % Promena | Ponuda | Tražnja | Broj | Obim | Promet RSD |
|--|--------|------|-----------|--------|---------|------|------|------------|
|--|--------|------|-----------|--------|---------|------|------|------------|

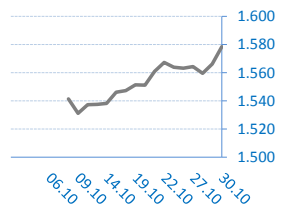
## BELEX15

|          |        |
|----------|--------|
| Vrednost | 722,19 |
| Promena  | 1,82   |
| %        | 0,25%  |



## BELEXline

|          |          |
|----------|----------|
| Vrednost | 1.578,33 |
| Promena  | 12,16    |
| %        | 0,78%    |



## Kontakti:

## Srdan Tomašević

srđjan.tomasevic@erstebank.rs  
Devizno tržište  
011/220 9116

## Dušan Stević

dusan.stevic@erstebank.rs  
Devizno tržište  
011/220 9118

## Danijela Stojanović

danijela.stojanovic@erstebank.rs  
Devizno tržište  
011/ 220 9132

## Nenad Đurović

nenad.djurovic@erstebank.rs  
Novčano tržište  
011/ 220 9115

## Aleksandra Parčetić

aleksandra.parcetic@erstebank.rs

## Marija Đorđević

marija.djordjevic@erstebank.rs

## Dragan Maksimović

dragan.maksimovic@erstebank.rs

Brokersko poslovanje - Hartije od vrednosti Brokersko poslovanje - Hartije od vrednosti Brokersko poslovanje - Hartije od vrednosti

011/220 9159

011/220 9181  
011/220 9110

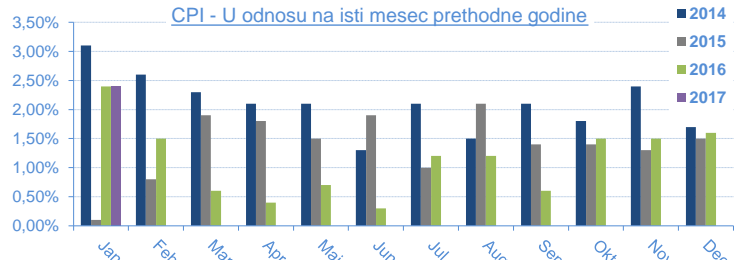
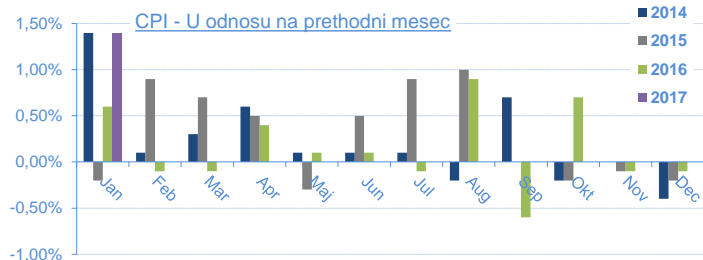
011/ 220 9179

Izveštaj sačinio Sektor sredstava / Odeljenje Middle office

Informacije i cene iz ovog pregleda dobijene su iz izvora za koje verujemo da su pouzdani ali ne garantujemo njihovu tačnost i potpunost. Navedene informacije su važeće samo u trenutku njihovog sastavljanja a objavljuju se u ciju opšteg informisanja, pri čemu ne predstavljaju bilo kakav oblik investicionog saveta niti preporuke za investiranje niti na bilo koji način obavezuju Erste Bank ad Novi Sad u pogledu odgovornosti za štetu nastalu upotrebom informacija iz ovog pregleda.

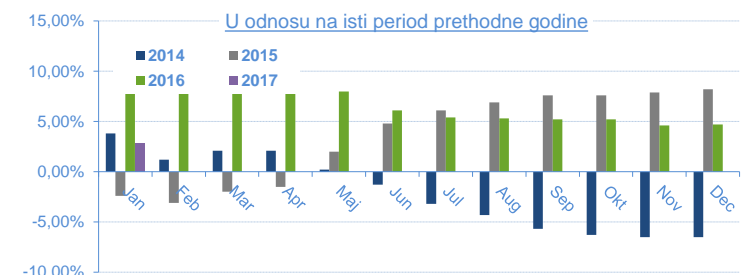
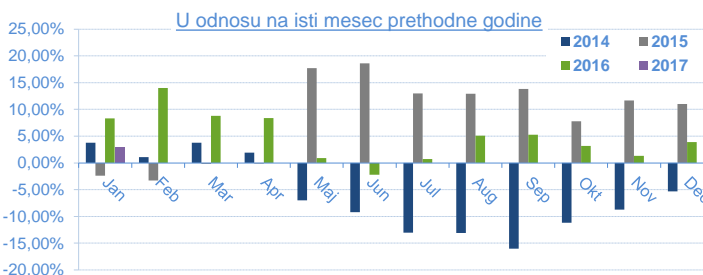
**Indeks potrošačkih cena (Consumer Price Index - CPI)**

|                              | Jan      | Feb | Mar | Apr | Maj | Jun | Jul | Aug | Sep | Okt | Nov | Dec |
|------------------------------|----------|-----|-----|-----|-----|-----|-----|-----|-----|-----|-----|-----|
| U odnosu na prethodni mesec  | 1,40%    |     |     |     |     |     |     |     |     |     |     |     |
| U odnosu na isti mesec 2016. | 2,40%    |     |     |     |     |     |     |     |     |     |     |     |
| U odnosu na decembar 2016.   | 1,40%    |     |     |     |     |     |     |     |     |     |     |     |
| Datum objavljivanja          | 23.02.17 |     |     |     |     |     |     |     |     |     |     |     |



**INDUSTRIJSKA PROIZVODNJA**

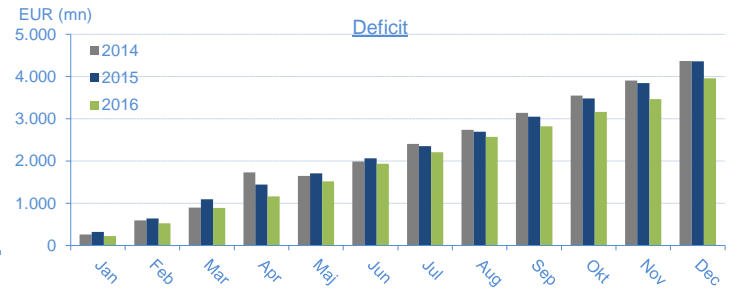
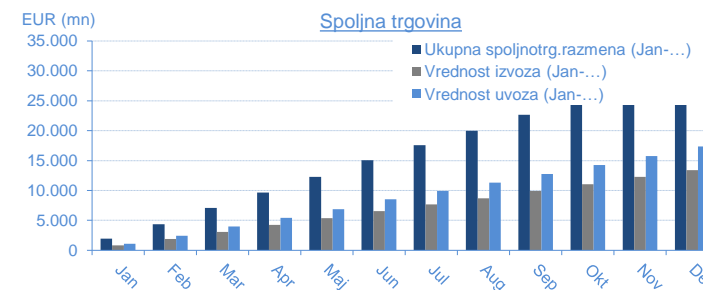
|  | Jan      | Feb | Mar | Apr | Maj | Jun | Jul | Aug | Sep | Okt | Nov | Dec |
|--|----------|-----|-----|-----|-----|-----|-----|-----|-----|-----|-----|-----|
| U odnosu na isti mesec 2016            | 2,80%    |     |     |     |     |     |     |     |     |     |     |     |
| U odnosu na isti period 2016 (jan-...) | 2,80%    |     |     |     |     |     |     |     |     |     |     |     |
| U odnosu na prosek 2016                | 12,70%   |     |     |     |     |     |     |     |     |     |     |     |
| Datum objavljivanja                    | 28.02.17 |     |     |     |     |     |     |     |     |     |     |     |



**SPOLJNOTRGOVINSKA ROBNA RAZMENA**

\* u eur mln

| Mesec                                   | Jan      | Feb      | Mar      | Apr      | Maj       | Jun       | Jul       | Aug       | Sep       | Okt       | Nov       | Dec       |
|---|----------|----------|----------|----------|-----------|-----------|-----------|-----------|-----------|-----------|-----------|-----------|
| Ukupna spoljnotrg.razmena (Jan-...)     | 1.923,70 | 4.339,20 | 7.061,00 | 9.668,40 | 12.275,10 | 15.083,80 | 17.595,80 | 20.010,70 | 22.670,00 | 25.314,50 | 28.001,50 | 30.819,30 |
| Promena (u odnosu na isti period 2015.) | 5,00%    | 7,90%    | 6,20%    | 6,80%    | 7,30%     | 7,70%     | 6,80%     | 7,30%     | 7,60%     | 7,20%     | 7,90%     | 8,40%     |
| Vrednost izvoza (Jan-...)               | 849,00   | 1.905,80 | 3.084,40 | 4.251,20 | 5.377,50  | 6.575,30  | 7.691,80  | 8.716,70  | 9.923,30  | 11.074,10 | 12.268,30 | 13.429,70 |
| Promena (u odnosu na isti period 2015.) | 9,10%    | 12,80%   | 11,20%   | 11,90%   | 10,50%    | 10,20%    | 8,90%     | 9,30%     | 10,10%    | 10,10%    | 11,00%    | 11,50%    |
| Vrednost uvoza (Jan-...)                | 1.074,70 | 2.433,40 | 3.976,60 | 5.417,20 | 6.897,60  | 8.508,50  | 9.904,00  | 11.291,00 | 12.746,70 | 14.240,40 | 15.733,20 | 17.389,60 |
| Promena (u odnosu na isti period 2015.) | 2,00%    | 4,30%    | 2,60%    | 3,40%    | 4,90%     | 5,80%     | 5,20%     | 5,80%     | 5,70%     | 5,10%     | 5,60%     | 6,10%     |
| Deficit (jan-...)                       | 225,60   | 527,60   | 892,20   | 1.166,10 | 1.520,20  | 1.933,20  | 2.212,20  | 2.571,20  | 2.823,40  | 3.166,40  | 3.465,00  | 3.959,90  |
| Promena (u odnosu na isti period 2015.) | 18,10%   | -18,20%  | -20,40%  | -19,10%  | -10,90%   | -6,60%    | -6,00%    | -4,50%    | -7,50%    | -9,10%    | -10,00%   | -8,90%    |
| Pokrivenost uvoza izvozom               | 79,00%   | 78,30%   | 77,60%   | 78,50%   | 78,00%    | 77,30%    | 77,70%    | 77,20%    | 77,9%     | 77,8%     | 78,0%     | 77,3%     |
| Datum objavljivanja                     | 15.03.16 | 31.03.16 | 28.04.16 | 31.05.16 | 30.06.16  | 29.07.16  | 31.08.16  | 30.09.16  | 31.10.16  | 30.11.16  | 29.12.16  | 31.01.17  |



**BUDŽETSKI DEFICIT**

\* u rsd mln

|                           |             |
|---------------------------|-------------|
| Budžetski deficit u 2015. | -114.920,89 |
| Januar 2016               | 33.016,40   |
| Februar 2016              | -22.822,09  |
| Mart 2016                 | -19.054,97  |
| April 2016                | -4.198,85   |
| Maj 2016                  | 1.806,87    |
| Jun 2016                  | 7.380,72    |
| Jul 2016                  | 25.890,68   |
| Avgust 2016               | 9.783,96    |
| Septembar 2016            | -4.611,79   |
| Oktoibar 2016             | 7.135,89    |
| Novembar 2016             | 3.097,27    |
| Decembar 2016             | -45.371,22  |
| Budžetski deficit u 2016. | -7.947,12   |
| Planirani deficit u 2016. | -121.766,55 |
| Ostvarenje plana          | 6,53%       |
| Datum ažuriranja          | 02.02.17    |

