

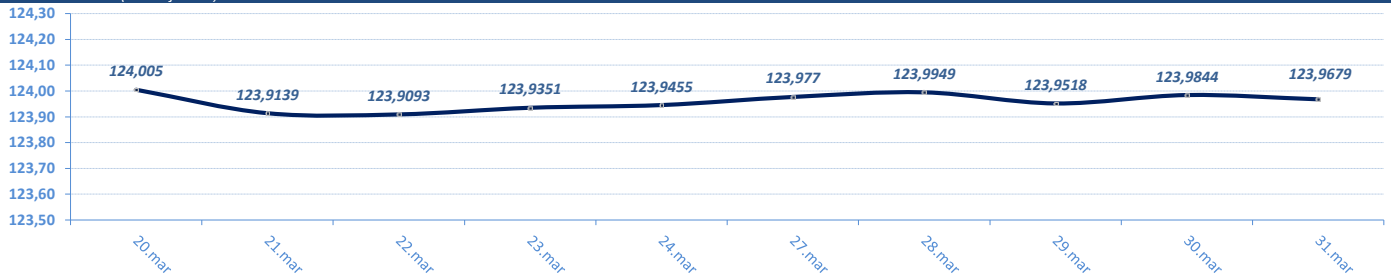
**VESTI**

► **SREDNJI KURS EUR/RSD**: Dinar ojačao u odnosu na evro za 0,0165 dinara, srednji kurs 123,9679. Obim međubankarske trgovine evrom na dan 30. Marta do 12:30h iznosio je 14,7 miliona evra. NBS intervenisala na međubankarskom deviznom tržištu prodajom 15 miliona evra (od početka godine ukupno prodala 345 miliona evra).

► **BEOGRADSKA BERZA**: Indeksi zabeležili različite vrednosti, BELEX15 manji za 0,53 odsto, BELEX1ajn veći za 0,03 odsto. Promet veći u odnosu na prethodni dan, na regulisanom tržištu najviše trgovano akcijama NIS-a, Aerodroma Nikola Tesla, Energoprojekt holdinga, Komercijalne banke i Impola Sevojno.

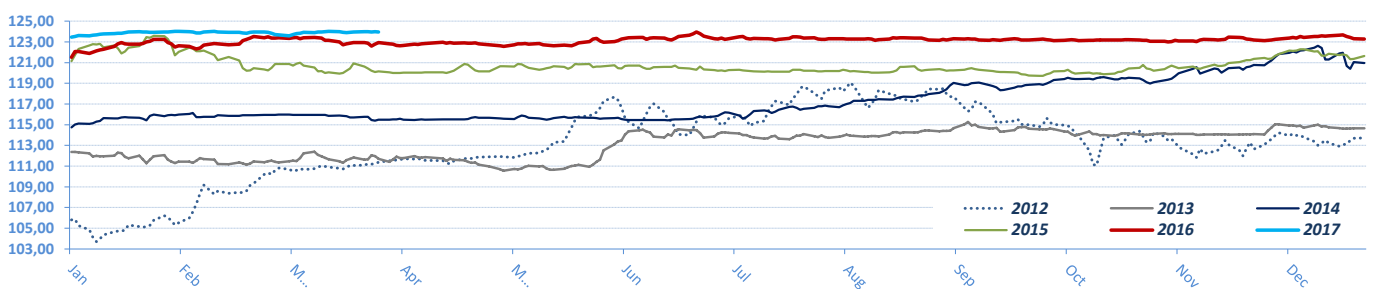
**DEVIZNO TRŽIŠTE**

**EUR / RSD** (Srednji kurs) ► 10 dana

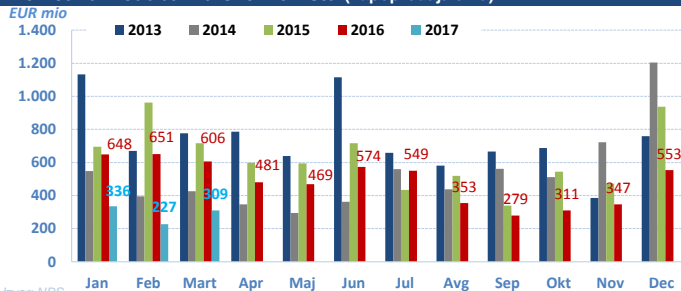


Izvor: NBS

**EUR / RSD** (Srednji kurs) ► Jan - ....

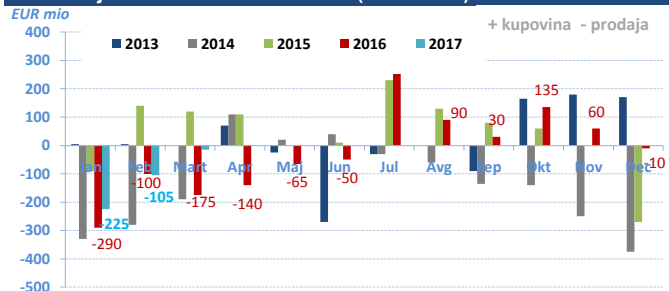


**Promet na međubankarskom tržištu (kupoprodaja evra)**

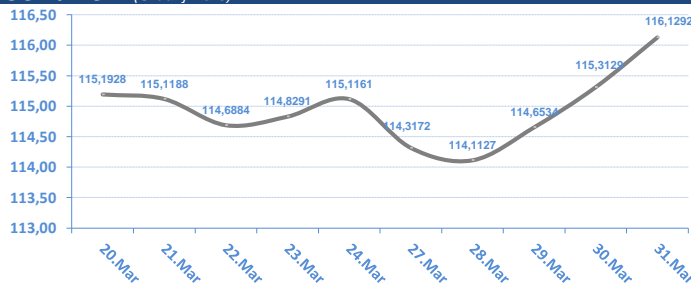


Izvor: NBS

**Intervencije NBS na deviznom tržištu (Neto iznos)**

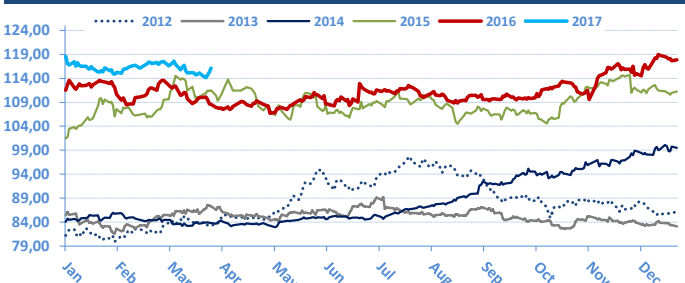


**USD / RSD** (Srednji kurs) ► 10 dana



Izvor: NBS

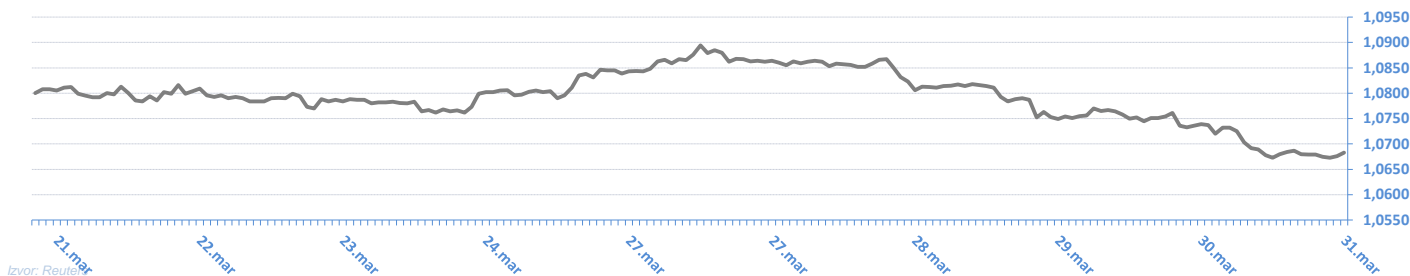
**► Jan - ....**



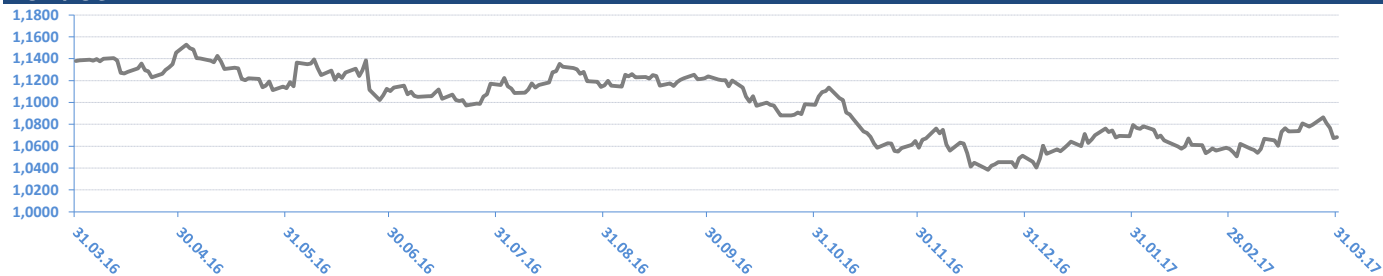
Mesečna promena				Godišnja promena					
	EUR/RSD	%	USD/RSD	%	EUR/RSD	%	USD/RSD	%	
01.03.17	123,8434	-0,13%	117,2871	2,02%	31.03.17	123,9679	0,42%	116,1292	-2,08%
01.02.17	124,0022	0,45%	114,9659	-3,06%	04.01.17	123,4512	1,59%	118,6004	6,34%
04.01.17	123,4512	0,27%	118,6004	2,30%	04.01.16	121,5145	0,30%	111,5324	9,90%
01.12.16	123,1148	0,05%	115,9382	3,35%	05.01.15	121,1543	5,58%	101,4863	20,72%
01.11.16	123,0563	-0,13%	112,1753	2,31%	03.01.14	114,7559	2,14%	84,0641	-1,67%
03.10.16	123,2139	0,05%	109,6404	-0,70%	03.01.13	112,3495	6,20%	85,4889	5,32%
01.09.16	123,1498	-0,07%	110,4185	0,11%	04.01.12	105,7880	-0,21%	81,1693	2,16%
01.08.16	123,2419	-0,03%	110,2934	-0,70%	04.01.11	106,0156	10,47%	79,4541	18,48%
01.07.16	123,2832	0,26%	111,0760	0,47%	04.01.10	95,9679	7,17%	67,0635	4,25%
01.06.16	122,9607	0,31%	110,5563	3,61%	05.01.09	89,5436	12,27%	64,3273	18,68%
04.05.16	122,5815	-0,18%	106,7040	-1,13%	03.01.08	79,7577	-0,05%	54,2016	-10,58%
01.04.16	122,7996	-0,46%	107,9272	-4,76%	04.01.07	79,8000	-7,21%	60,6153	-14,94%
01.03.16	123,3636		113,3232		04.01.06	86,0010		71,2629	

**EUR / USD**

► 10 dana

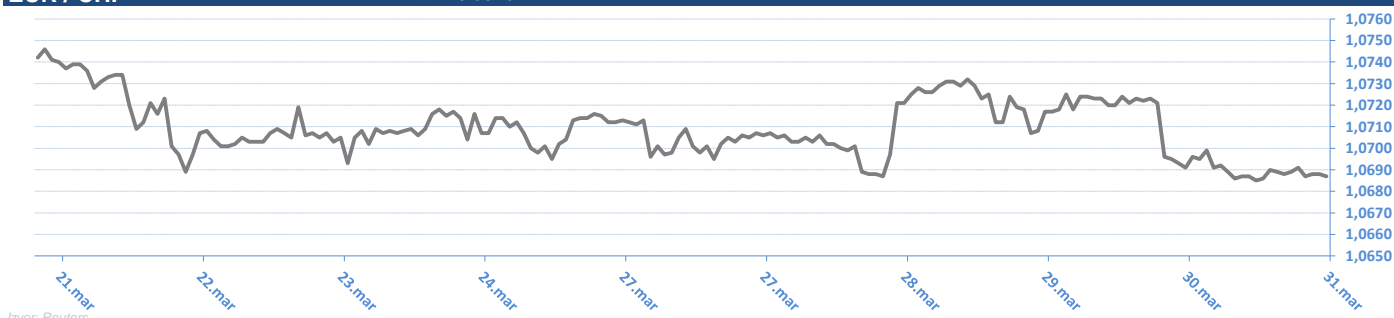


**EUR / USD**

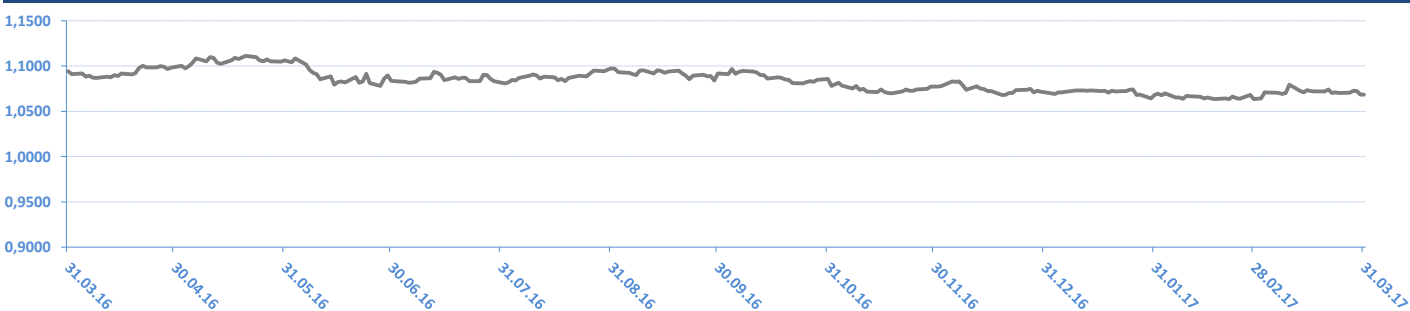


**EUR / CHF**

► 10 dana



**EUR / CHF**



31.03.2017 08:42:51

**EUR / XX**

Valutni par	Kupovni	Prodajni
EUR/USD	1,0683	1,0685
EUR/JPY	119,4200	119,4600
EUR/GBP	0,8567	0,8571
EUR/CHF	1,0685	1,0690
EUR/DKK	7,4375	7,4380
EUR/NOK	9,1611	9,1630
EUR/SEK	9,5437	9,5487
EUR/CAD	1,4242	1,4247
EUR/AUD	1,3951	1,3954
EUR/HUF	308,5400	308,7200
EUR/CZK	27,2090	27,2140
EUR/PLN	4,2121	4,2138
EUR/HRK	7,4330	7,4380
EUR/RUB	59,9687	59,9945
EUR/NZD	1,5277	1,5282

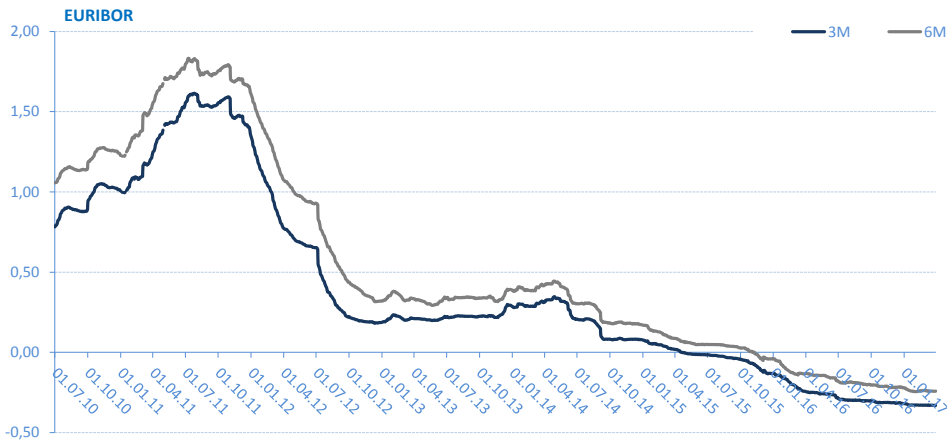
**USD / XX**

Valutni par	Kupovni	Prodajni
USD/EUR	0,9359	0,9359
USD/JPY	111,7700	111,8200
USD/GBP	0,8020	0,8021
USD/CHF	1,0003	1,0005
USD/DKK	6,9613	6,9626
USD/NOK	8,5727	8,5777
USD/SEK	8,9322	8,9382
USD/CAD	1,3332	1,3337
USD/AUD	1,3057	1,3063
USD/HUF	288,7500	289,0200
USD/CZK	25,4650	25,4720
USD/SKK	21,5460	21,6000
USD/PLN	3,9429	3,9444
USD/HRK	6,9565	6,9625
USD/RUB	56,1400	56,1490
USD/NZD	1,4298	1,4308

EURIBOR

SW	-0,379
2W	-0,373
1M	-0,373
3M	-0,330
6M	-0,241
1Y	-0,109

\* Izvor: Reuters; Objavljeno prethodnog radnog dana



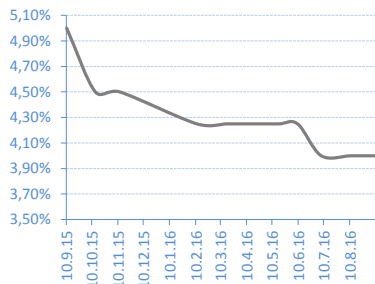
Kamatne stope Centralnih Banaka

CB	Kamatna stopa
USD	1,00
EUR	0,00
GBP	0,25
CAD	0,50
AUD	1,50
JPY	0,10

\* Izvor: Reuters; Objavljeno prethodnog radnog dana

REFERENTNA KAMATNA STOPA NBS

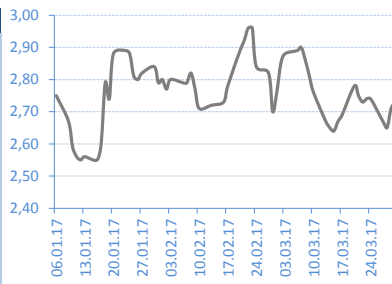
Date	Rate	Promena (%)
08.09.16	4,00%	0,00%
11.08.16	4,00%	0,00%
07.07.16	4,00%	-5,88%
09.06.16	4,25%	0,00%
17.05.16	4,25%	0,00%
07.04.16	4,25%	0,00%
17.03.16	4,25%	0,00%
11.02.16	4,25%	-5,56%
12.11.15	4,50%	0,00%
14.10.15	4,50%	0,00%



\* Izvor: NBS

BEONIA

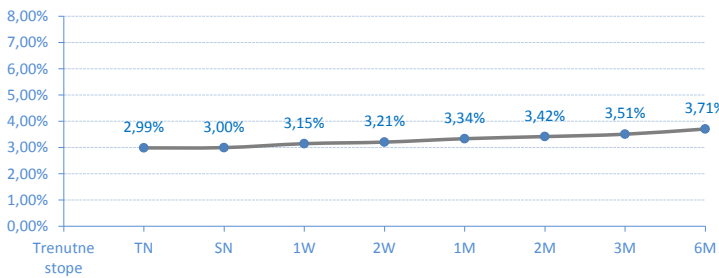
Date	Rate	Promena (%)
30.03.17	2,73%	0,74%
29.03.17	2,71%	2,26%
28.03.17	2,65%	-0,75%
27.03.17	2,67%	-2,55%
24.03.17	2,74%	0,00%
23.03.17	2,74%	0,37%
22.03.17	2,73%	-0,73%
21.03.17	2,75%	-1,08%
20.03.17	2,78%	3,35%
17.03.17	2,69%	



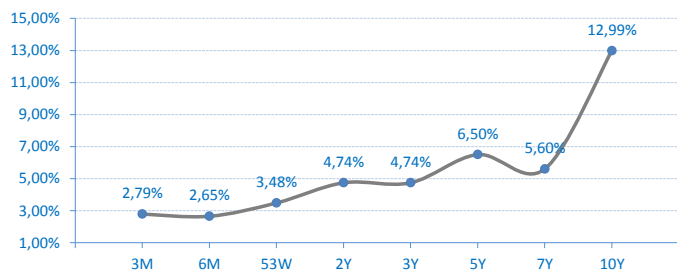
\* Izvor: Reuters; Objavljeno prethodnog radnog dana

Kamatne stope/Prinos na tržištu

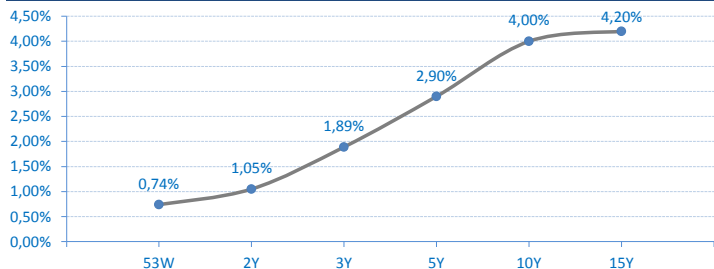
Belibor



Državne HOV Republike Srbije u Dinarima - prinosi sa poslednje aukcije



Državne HOV Republike Srbije u Evrima - prinosi sa poslednje aukcije

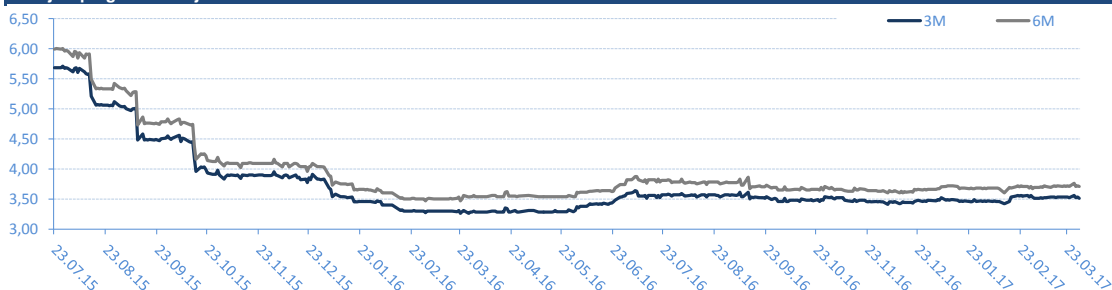


BELIBOR

Trenutne stope	
TN	2,99%
SN	3,00%
1W	3,15%
2W	3,21%
1M	3,34%
2M	3,42%
3M	3,51%
6M	3,71%

\* Objavljeno prethodnog radnog dana

Istorijski pregled kretanja 6M i 3M Belibor-a

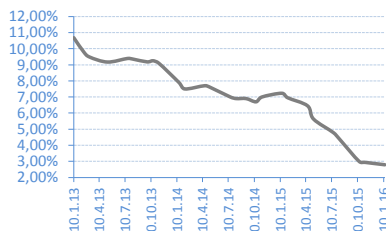


**DRŽAVNE HOV Republike Srbije u Dinarima - primarna prodaja**

\* Izvor: MF - Trezor

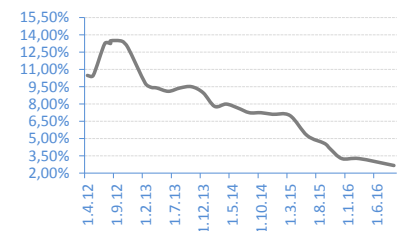
**T-BILLS 3M - RSD**

Datum	Stopa	Realizacija
14.01.16	2,79%	100,00%
05.11.15	2,94%	100,00%
15.10.15	3,00%	92,18%
06.08.15	4,40%	96,26%
16.07.15	4,79%	98,47%
07.05.15	5,63%	92,92%
16.04.15	6,45%	100,00%
05.02.15	6,95%	45,05%



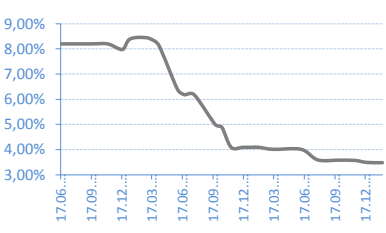
**T-BILLS 6M - RSD**

Datum	Stopa	Realizacija
01.09.16	2,65%	23,03%
03.03.16	3,25%	96,46%
03.12.15	3,25%	97,22%
08.10.15	4,09%	100,00%
03.09.15	4,57%	87,90%
04.06.15	5,25%	93,30%
05.03.15	7,00%	21,33%
04.12.14	7,10%	100,00%



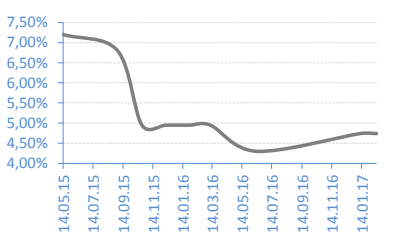
**T-BILLS 53W - RSD**

Datum	Stopa	Realizacija
06.02.17	3,48%	17,91%
21.12.16	3,49%	32,00%
15.11.16	3,57%	45,64%
28.09.16	3,58%	52,92%
27.07.16	3,59%	49,07%
07.06.16	4,01%	78,06%
15.03.16	4,01%	16,73%
02.02.16	4,09%	63,42%



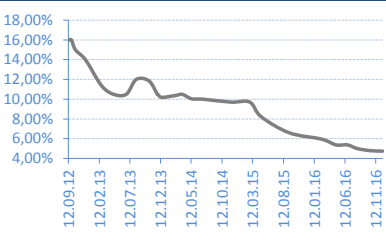
**G-BONDS 2Y - RSD**

Datum	Stopa	Realizacija
13.02.17	4,74%	78,80%
10.01.17	4,74%	23,25%
13.06.16	4,30%	95,67%
10.03.16	4,95%	56,41%
28.01.16	4,95%	38,44%
10.12.15	4,95%	94,97%
22.10.15	4,95%	74,49%
02.09.15	6,80%	94,50%



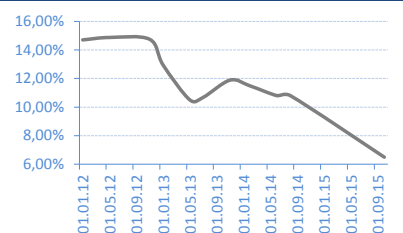
**G-BONDS 3Y - RSD**

Datum	Stopa	Realizacija
15.12.16	4,74%	91,48%
13.10.16	4,79%	55,21%
11.08.16	5,00%	81,81%
24.06.16	5,37%	11,36%
28.04.16	5,37%	20,70%
18.02.16	5,95%	105,26%
10.09.15	6,59%	61,00%
23.04.15	8,23%	22,21%



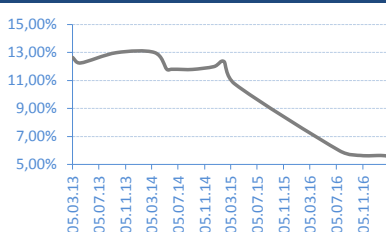
**G-BONDS 5Y - RSD**

Datum	Stopa	Realizacija
20.10.15	6,50%	69,94%
19.08.14	10,80%	60,89%
25.06.14	10,80%	57,49%
04.02.14	11,48%	31,29%
19.11.13	11,89%	99,01%
23.07.13	10,69%	7,34%
28.05.13	10,50%	25,31%
22.01.13	12,94%	100,00%



**G-BONDS 7Y - RSD**

Datum	Stopa	Realizacija
23.02.17	5,60%	8,49%
26.01.17	5,64%	9,66%
25.10.16	5,64%	93,74%
19.07.16	5,98%	94,41%
24.03.15	10,75%	100,00%
03.02.15	12,34%	78,28%
17.12.14	11,99%	100,00%
09.09.14	11,79%	57,82%



**G-BONDS 10Y - RSD**

Datum	Stopa	Realizacija
21.10.14	12,99%	93,26%

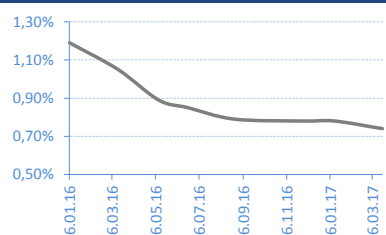


**DRŽAVNE HOV Republike Srbije u Evrima - primarna prodaja**

\* Izvor: MF - Trezor

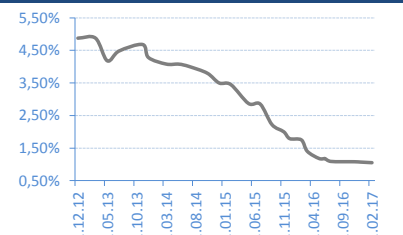
**T-BILLS 53W - EUR**

Datum	Stopa	Realizacija
20.03.17	0,74%	60,00%
12.01.17	0,78%	46,20%
29.11.16	0,78%	100,00%
24.08.16	0,79%	100,00%
20.06.16	0,85%	100,00%
10.05.16	0,89%	100,00%
14.03.16	1,05%	100,00%
06.01.16	1,19%	99,17%



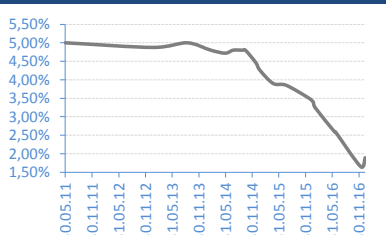
**G-BONDS 2Y - EUR**

Datum	Stopa	Realizacija
14.02.17	1,05%	95,35%
06.12.16	1,07%	66,00%
04.11.16	1,08%	23,00%
28.07.16	1,09%	46,01%
21.06.16	1,18%	53,58%
09.06.16	1,18%	35,00%
12.05.16	1,18%	100,00%
24.03.16	1,40%	57,50%



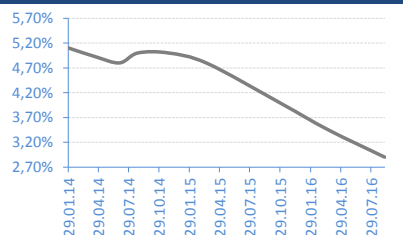
**G-BONDS 3Y - EUR**

Datum	Stopa	Realizacija
11.01.17	1,89%	57,90%
12.12.16	1,65%	96,43%
22.06.16	2,59%	34,24%
16.06.16	2,59%	99,88%
03.02.16	3,25%	100,00%
21.01.16	3,40%	76,75%
24.12.15	3,50%	46,33%
21.07.15	3,85%	69,21%



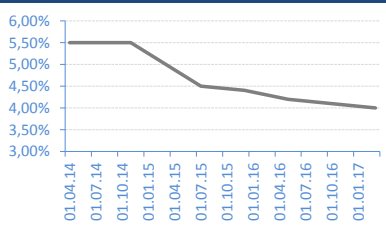
**G-BONDS 5Y - EUR**

Datum	Stopa	Realizacija
08.09.16	2,90%	100,00%
22.03.16	3,45%	100,00%
27.10.15	4,00%	100,00%
23.03.15	4,79%	82,95%
26.11.14	5,00%	59,99%
26.08.14	5,00%	21,12%
02.07.14	4,80%	87,56%
22.04.14	4,92%	48,62%



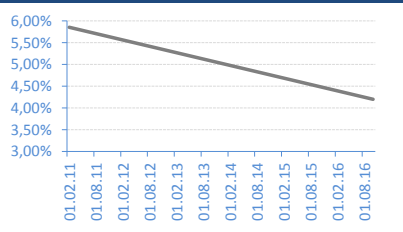
**G-BONDS 10Y - EUR**

Datum	Stopa	Realizacija
15.03.17	4,00%	65,60%
25.05.16	4,20%	96,00%
04.12.15	4,40%	100,00%
28.07.15	4,50%	76,77%
19.11.14	5,50%	100,00%



**G-BONDS 15Y - EUR**

Datum	Stopa	Realizacija
19.10.16	4,20%	100,00%
14.02.11	5,85%	48,68%



## AKCIJE - REGULISANO TRŽIŠTE

## Najtrgovanije HOV

	Simbol	Cena	% Promena	Open	Max	Min	Broj trans	Obim	Promet RSD
Impol Seval a.d. Sevojno	IMPL	3.635	6,79%	3.490	3.650	3.489	30	3.342	12.142.030
Aerodrom Nikola Tesla a.d. Beograd	AERO	1.300	-0,76%	1.300	1.305	1.280	47	3.952	5.137.070
Komercijalna banka a.d. Beograd	KMBN	1.717	-2,05%	1.751	1.751	1.700	17	2.734	4.695.100
Energoprojekt holding a.d. Beograd	ENHL	1.467	0,07%	1.450	1.470	1.450	23	3.195	4.686.482
NIS a.d. Novi Sad	NIIS	737	-0,14%	730	745	717	117	1.659	1.222.243

## Dobitnici

	Simbol	Cena	% Promena	Open	Max	Min	Broj trans	Obim	Promet RSD
Tigar a.d. Pirot	TIGR	78	30,00%	78	78	78	1	60	4.680
Jubmes banka a.d. Beograd	JMBN	5.500	10,00%	5.500	5.500	5.500	1	20	110.000
Impol Seval a.d. Sevojno	IMPL	3.635	6,79%	3.490	3.650	3.489	30	3.342	12.142.030
Kopaonik a.d. Beograd	KOPB	2.078	3,90%	2.000	2.100	2.000	6	134	275.544
Energoprojekt holding a.d. Beograd	ENHL	1.467	0,07%	1.450	1.470	1.450	23	3.195	4.686.482

## Gubitnici

	Simbol	Cena	% Promena	Open	Max	Min	Broj trans	Obim	Promet RSD
TE - TO a.d. Senta	TETO	2.100	-19,08%	2.100	2.100	2.100	1	10	21.000
Komercijalna banka a.d. Beograd	KMBN	1.717	-2,05%	1.751	1.751	1.700	17	2.734	4.695.100
Soja protein a.d. Becej	SJPT	586	-1,35%	592	592	586	8	407	238.622
Aerodrom Nikola Tesla a.d. Beograd	AERO	1.300	-0,76%	1.300	1.305	1.280	47	3.952	5.137.070
NIS a.d. Novi Sad	NIIS	737	-0,14%	730	745	717	117	1.659	1.222.243

## AKCIJE - MTP

## Najtrgovanije HOV

	Simbol	Cena	% Promena	Ponuda	Tražnja	Broj	Obim	Promet RSD
Celik a.d. Backi Jarak	CEBJ	2.100	0,00%	302	302	9	302	634.200
Buducnost a.d. Curug	BDCG	2.500	0,00%	167	100	3	100	250.000
Savremena administracija a.d. Beograd	SVRME	3.650	0,00%	4581	7891	4	43	156.950
Autoventil a.d. Uzice	AVEN	1.000	7,53%	309	183	2	109	109.000
Gosa FOM a.d. Smederevska Palanka	GFOM	494	33,51%	304	346	6	195	96.330

## Dobitnici

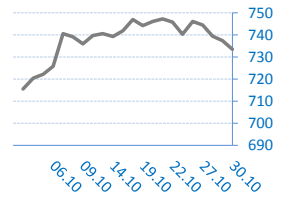
	Simbol	Cena	% Promena	Ponuda	Tražnja	Broj	Obim	Promet RSD
Gosa FOM a.d. Smederevska Palanka	GFOM	494	33,51%	304	346	6	195	96.330
Autoventil a.d. Uzice	AVEN	1.000	7,53%	309	183	2	109	109.000

## Gubitnici

	Simbol	Cena	% Promena	Ponuda	Tražnja	Broj	Obim	Promet RSD
Omoljica u restrukturiranju a.d. Omoljica	OMOL	602	-7,38%	17	472	2	17	10.234
Jugoprevoz Krusevac a.d. Krusevac	JGPK	1999	-0,05%	44	73	4	39	77.961

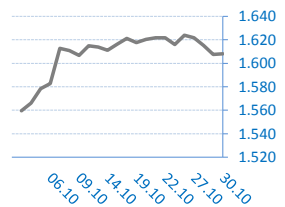
## BELEX15

Vrednost	733,55
Promena	-3,92
%	-0,53%



## BELEXline

Vrednost	1.608,08
Promena	0,46
%	0,03%



## Kontakti:

## Srđan Tomašević

srđjan.tomasevic@erstebank.rs  
Devizno tržište  
011/220 9116

## Dušan Stević

dusan.stevic@erstebank.rs  
Devizno tržište  
011/220 9118

## Danijela Stojanović

danijela.stojanovic@erstebank.rs  
Devizno tržište  
011/ 220 9132

## Nenad Đurović

nenad.djurovic@erstebank.rs  
Novčano tržište  
011/ 220 9115

## Aleksandra Parčetić

aleksandra.parcetic@erstebank.rs

## Marija Đorđević

marija.djordjevic@erstebank.rs

## Dragan Maksimović

dragan.maksimovic@erstebank.rs

Brokersko poslovanje - Hartije od vrednosti Brokersko poslovanje - Hartije od vrednosti Brokersko poslovanje - Hartije od vrednosti

011/220 9159

011/220 9181  
011/220 9110

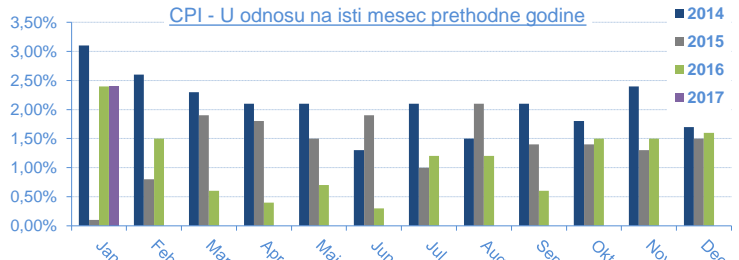
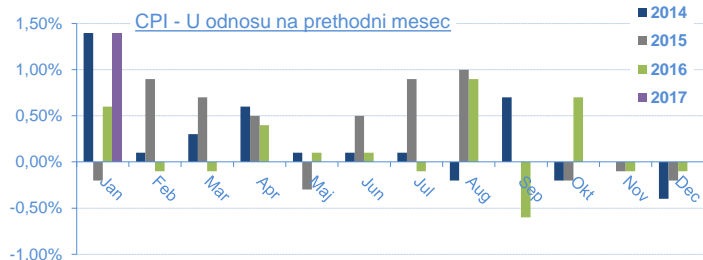
011/ 220 9179

Izveštaj sačinio Sektor sredstava / Odeljenje Middle office

Informacije i cene iz ovog pregleda dobijene su iz izvora za koje verujemo da su pouzdani ali ne garantujemo njihovu tačnost i potpunost. Navedene informacije su važeće samo u trenutku njihovog sastavljanja a objavljuju se u ciju opšteg informisanja, pri čemu ne predstavljaju bilo kakav oblik investicionog saveta niti preporuke za investiranje niti na bilo koji način obavezuju Erste Bank ad Novi Sad u pogledu odgovornosti za štetu nastalu upotrebom informacija iz ovog pregleda.

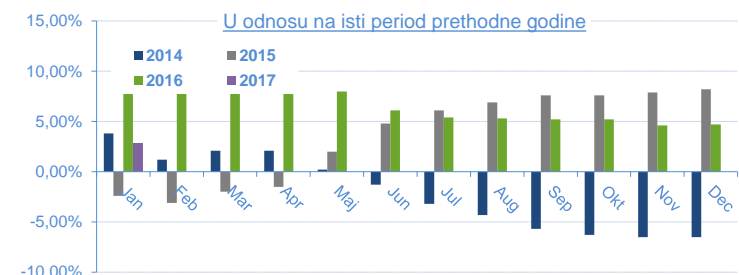
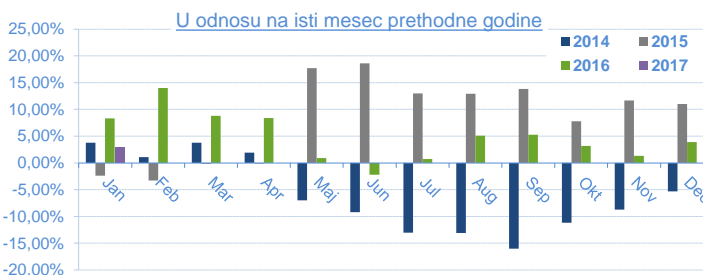
**Indeks potrošačkih cena (Consumer Price Index - CPI)**

	Jan	Feb	Mar	Apr	Maj	Jun	Jul	Aug	Sep	Okt	Nov	Dec
U odnosu na prethodni mesec	1,40%											
U odnosu na isti mesec 2016.	2,40%											
U odnosu na decembar 2016.	1,40%											
Datum objavljivanja	23.02.17											



**INDUSTRIJSKA PROIZVODNJA**

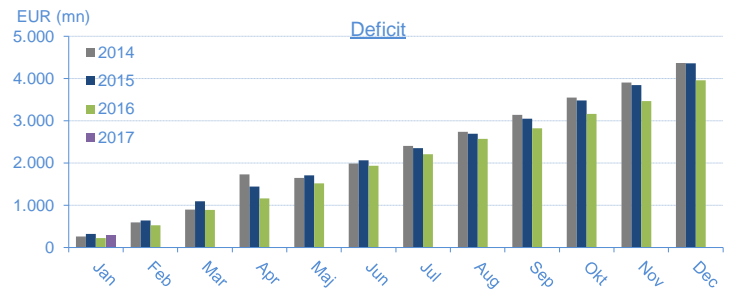
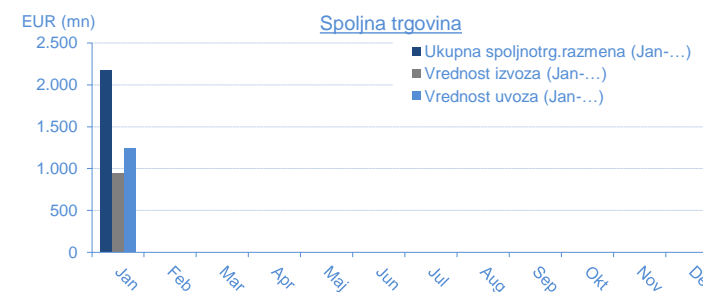
	Jan	Feb	Mar	Apr	Maj	Jun	Jul	Aug	Sep	Okt	Nov	Dec
U odnosu na isti mesec 2016	2,80%											
U odnosu na isti period 2016 (jan-...)	2,80%											
U odnosu na prosek 2016	12,70%											
Datum objavljivanja	28.02.17											



**SPOLJNOTRGOVINSKA ROBNA RAZMENA**

\* u eur mln

Mesec	Jan	Feb	Mar	Apr	Maj	Jun	Jul	Aug	Sep	Okt	Nov	Dec
Ukupna spoljnotrg.razmena (Jan-...)	2.173,70											
Promena (u odnosu na isti period 2016.)	13,20%											
Vrednost izvoza (Jan-...)	937,00											
Promena (u odnosu na isti period 2016.)	10,10%											
Vrednost uvoza (Jan-...)	1.236,70											
Promena (u odnosu na isti period 2016.)	15,60%											
Deficit (jan-...)	299,70											
Promena (u odnosu na isti period 2016.)	36,90%											
Pokrivenost uvoza izvozom	75,70%											
Datum objavljivanja	17.03.17											



**BUDŽETSKI DEFICIT**

\* u rsd mln

Budžetski deficit u 2016.	-7.947,12
Januar 2017	19.003,70
Februar 2017	
Mart 2017	
April 2017	
Maj 2017	
Jun 2017	
Jul 2017	
Avgust 2017	
Septembar 2017	
Oktobar 2017	
Novembar 2017	
Decembar 2017	
Budžetski deficit u 2017.	19.003,70
Planirani deficit u 2017.	-69.100,00
Ostvarenje plana	-27,50%
Datum ažuriranja	10.03.17

