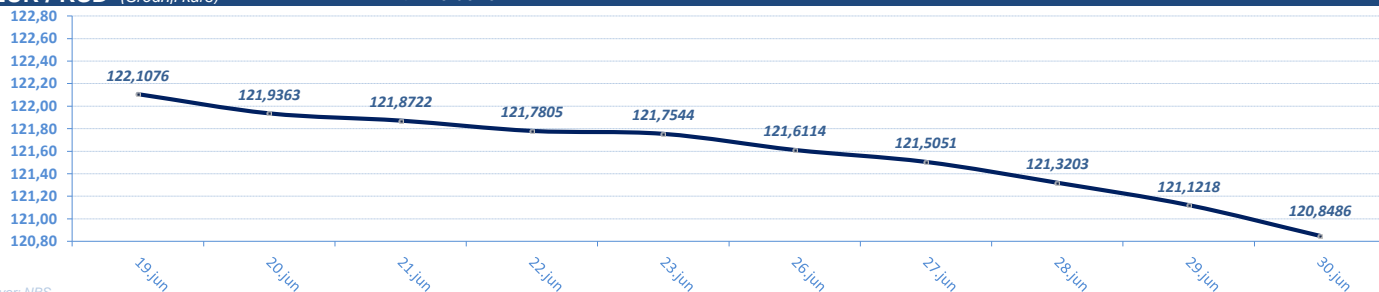


VESTI

- ▶ **SREDNJI KURS EUR/RSD**: Dinar ojačao u odnosu na evro za 0,2732 dinara, srednji kurs 120,8486. Obim međubankarske trgovine evrom na dan 29. Jun do 12:30h iznosio je 66,2 miliona evra. NBS intervenisala na međubankarskom deviznom tržištu kupovinom 60 miliona evra (od početka godine ukupno prodala 345 miliona evra i kupila 480 miliona evra).
- ▶ **BEOGRADSKA BERZA**: Indeksi zabeležili rast vrednosti, BELEX15 veći za 0,6 odsto, BELEX1ajnlj veći za 0,86 odsto. Promet manji u odnosu na prethodni dan, na regulisanom tržištu najviše trgovano akcijama Metalca, NIS-a, Impola Sevojno, Aerodroma Nikola Tesla i Aerodroma Nikola Tesla.

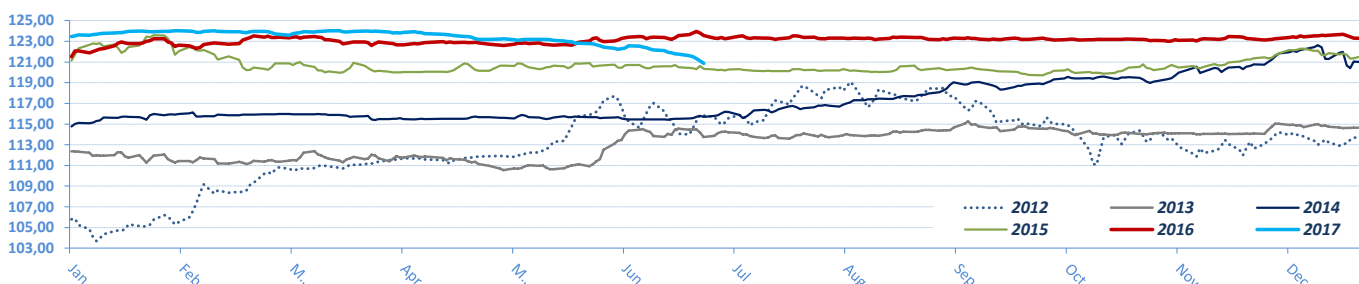
DEVIZNO TRŽIŠTE

EUR / RSD (Srednji kurs) ▶ 10 dana

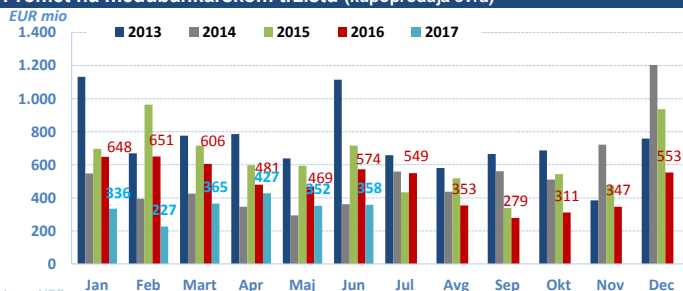


Izvor: NBS

EUR / RSD (Srednji kurs) ▶ Jan -

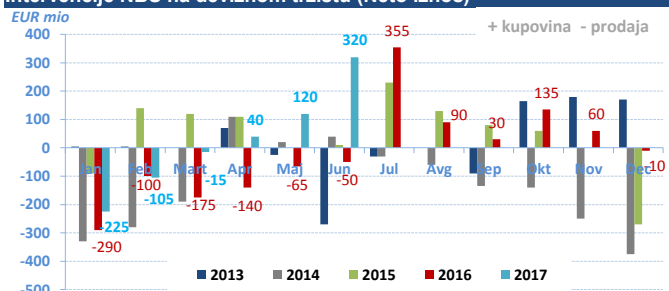


Promet na međubankarskom tržištu (kupoprodaja evra)

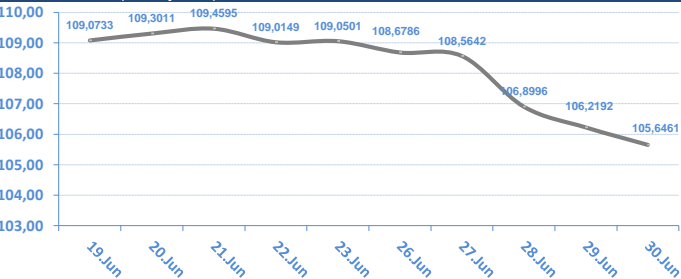


Izvor: NBS

Intervencije NBS na deviznom tržištu (Neto iznos)

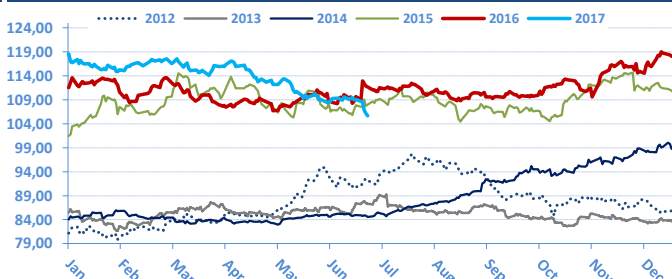


USD / RSD (Srednji kurs) ▶ 10 dana



Izvor: NBS

▶ Jan -

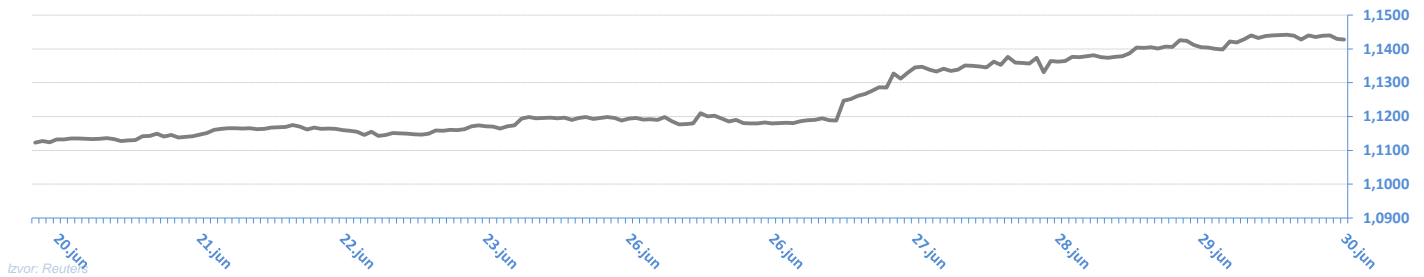


Mesečna promena	EUR/RSD			USD/RSD		
			%			%
01.06.17	122,5722		-0,50%	109,0209		-3,24%
03.05.17	123,1888		-0,56%	112,6658		-2,84%
03.04.17	123,8850		0,03%	115,9646		-1,13%
01.03.17	123,8434		-0,13%	117,2871		2,02%
01.02.17	124,0022		0,45%	114,9659		-3,06%
04.01.17	123,4512		0,27%	118,6004		2,30%
01.12.16	123,1148		0,05%	115,9382		3,35%
01.11.16	123,0563		-0,13%	112,1753		2,31%
03.10.16	123,2139		0,05%	109,6404		-0,70%
01.09.16	123,1498		-0,07%	110,4185		0,11%
01.08.16	123,2419		-0,03%	110,2934		-0,70%
01.07.16	123,2832		0,26%	111,0760		0,47%
01.06.16	122,9607			110,5563		

Godišnja promena	EUR/RSD			USD/RSD		
			%			%
30.06.17	120,8486		-2,11%	105,6461		-10,92%
04.01.17	123,4512		1,59%	118,6004		6,34%
04.01.16	121,5145		0,30%	111,5324		9,90%
05.01.15	121,1543		5,58%	101,4863		20,72%
03.01.14	114,7559		2,14%	84,0641		-1,67%
03.01.13	112,3495		6,20%	85,4889		5,32%
04.01.12	105,7880		-0,21%	81,1693		2,16%
04.01.11	106,0156		10,47%	79,4541		18,48%
04.01.10	95,9679		7,17%	67,0635		4,25%
05.01.09	89,5436		12,27%	64,3273		18,68%
03.01.08	79,7577		-0,05%	54,2016		-10,58%
04.01.07	79,8000		-7,21%	60,6153		-14,94%
04.01.06	86,0010			71,2629		

EUR / USD

► 10 dana

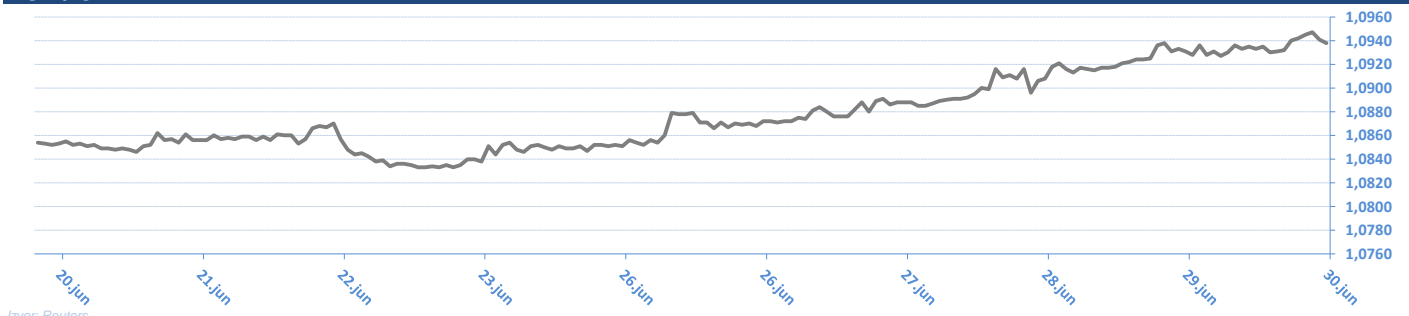


EUR / USD

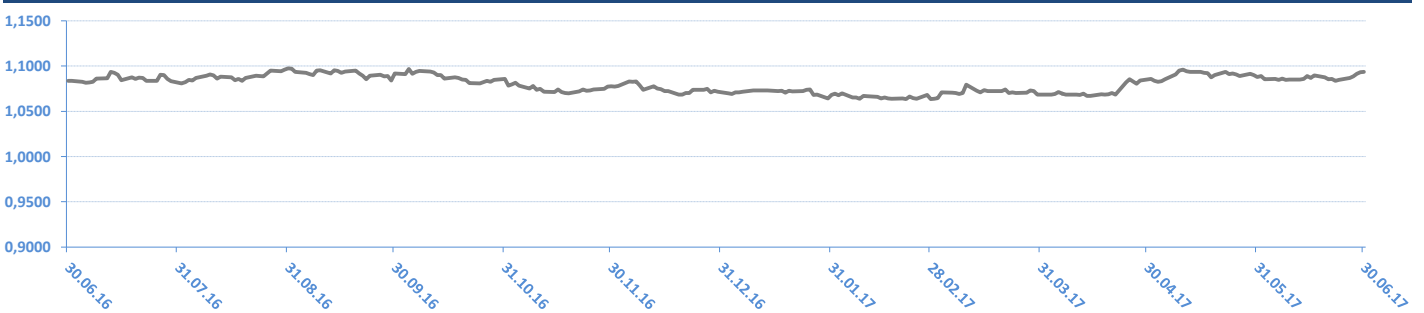


EUR / CHF

► 10 dana



EUR / CHF



30.06.2017 08:54:59

EUR / XX

Valutni par	Kupovni	Prodajni
EUR/USD	1,1429	1,1430
EUR/JPY	128,0500	128,1000
EUR/GBP	0,8780	0,8785
EUR/CHF	1,0938	1,0940
EUR/DKK	7,4362	7,4367
EUR/NOK	9,5734	9,5764
EUR/SEK	9,6698	9,6748
EUR/CAD	1,4828	1,4839
EUR/AUD	1,4872	1,4882
EUR/HUF	309,4400	309,5900
EUR/CZK	26,2250	26,2550
EUR/PLN	4,2356	4,2376
EUR/HRK	7,4090	7,4120
EUR/RUB	67,7666	67,8845
EUR/NZD	1,5610	1,5615

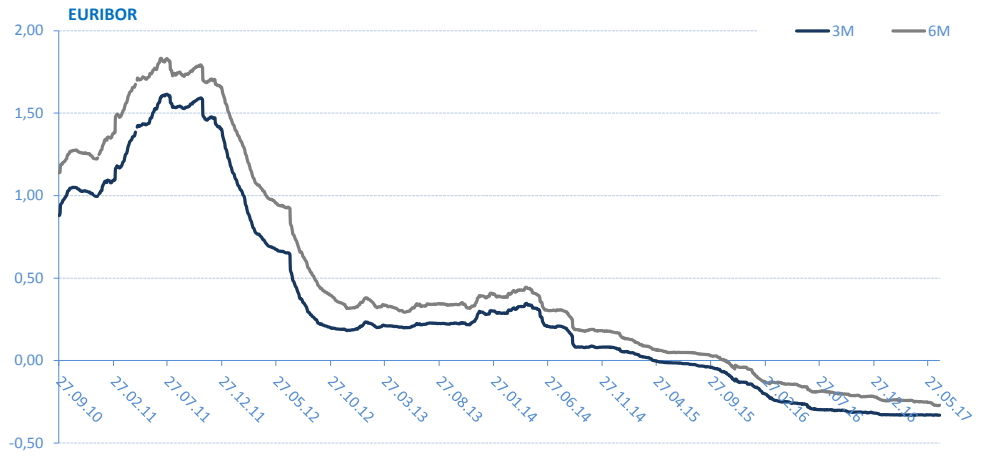
USD / XX

Valutni par	Kupovni	Prodajni
USD/EUR	0,8749	0,8749
USD/JPY	112,0600	112,0900
USD/GBP	0,7682	0,7685
USD/CHF	0,9570	0,9573
USD/DKK	6,5062	6,5072
USD/NOK	8,3755	8,3805
USD/SEK	8,4608	8,4638
USD/CAD	1,2978	1,2983
USD/AUD	1,3012	1,3019
USD/HUF	270,6500	270,9500
USD/CZK	22,9280	22,9810
USD/SKK	21,5460	21,6000
USD/PLN	3,7059	3,7079
USD/HRK	6,4830	6,4847
USD/RUB	59,3128	59,4027
USD/NZD	1,3654	1,3663

EURIBOR

SW	-0,379
2W	-0,373
1M	-0,373
3M	-0,331
6M	-0,270
1Y	-0,156

* Izvor: Reuters; Objavljeno prethodnog radnog dana



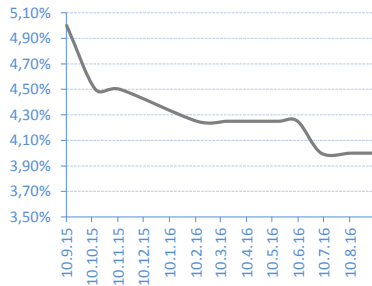
Kamatne stope Centralnih Banaka

CB	Kamatna stopa
USD	1,25
EUR	0,00
GBP	0,25
CAD	0,50
AUD	1,50
JPY	0,10

* Izvor: Reuters; Objavljeno prethodnog radnog dana

REFERENTNA KAMATNA STOPA NBS

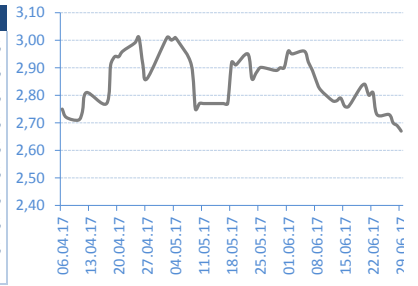
Date	Rate	Promena (%)
08.09.16	4,00%	0,00%
11.08.16	4,00%	0,00%
07.07.16	4,00%	-5,88%
09.06.16	4,25%	0,00%
17.05.16	4,25%	0,00%
07.04.16	4,25%	0,00%
17.03.16	4,25%	0,00%
11.02.16	4,25%	-5,56%
12.11.15	4,50%	0,00%
14.10.15	4,50%	0,00%



* Izvor: NBS

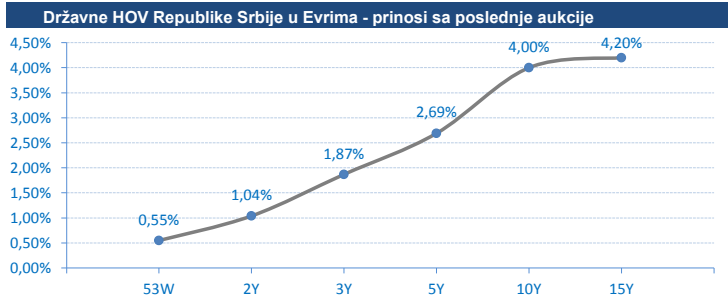
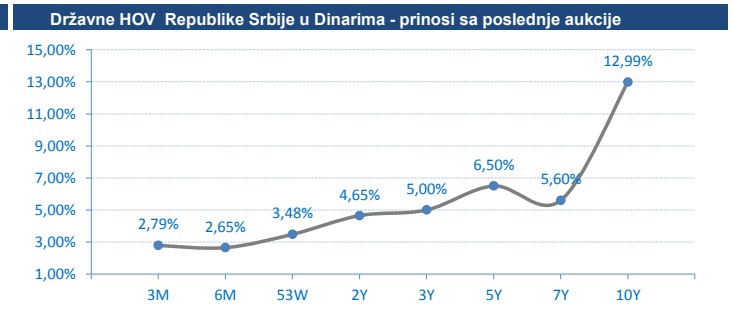
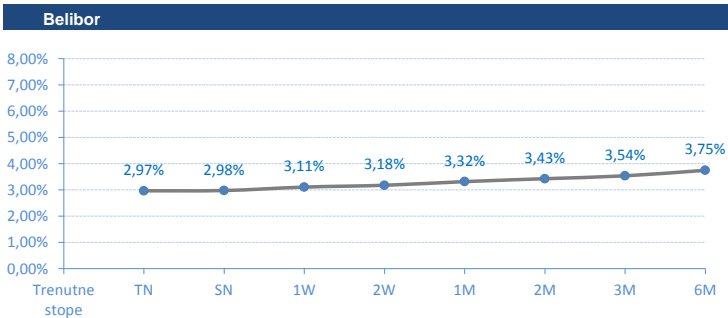
BEONIA

Date	Rate	Promena (%)
29.06.17	2,67%	-0,74%
28.06.17	2,69%	-0,37%
27.06.17	2,70%	-1,10%
26.06.17	2,73%	0,00%
23.06.17	2,73%	-2,85%
22.06.17	2,81%	0,36%
21.06.17	2,80%	-1,41%
20.06.17	2,84%	0,35%
19.06.17	2,83%	2,54%
16.06.17	2,76%	



* Izvor: Reuters; Objavljeno prethodnog radnog dana

Kamatne stope/Prinos na tržištu

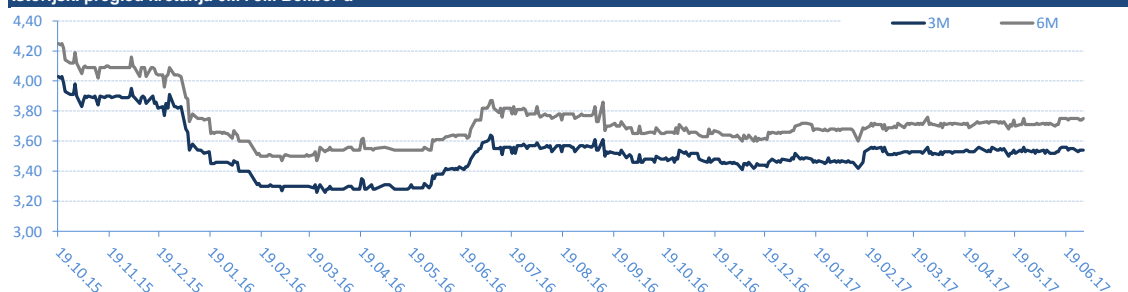


BELIBOR

Trenutne stope	Rate
TN	2,97%
SN	2,98%
1W	3,11%
2W	3,18%
1M	3,32%
2M	3,43%
3M	3,54%
6M	3,75%

* Objavljeno prethodnog radnog dana

Istorijski pregled kretanja 6M i 3M Belibor-a

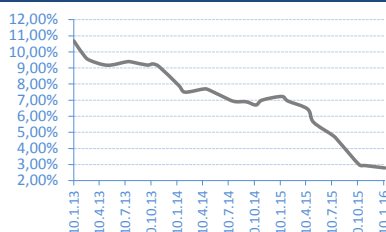


DRŽAVNE HOV Republike Srbije u Dinarima - primarna prodaja

* Izvor: MF - Trezor

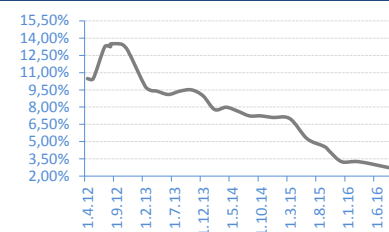
T-BILLS 3M - RSD

Datum	Stopa	Realizacija
14.01.16	2,79%	100,00%
05.11.15	2,94%	100,00%
15.10.15	3,00%	92,18%
06.08.15	4,40%	96,26%
16.07.15	4,79%	98,47%
07.05.15	5,63%	92,92%
16.04.15	6,45%	100,00%
05.02.15	6,95%	45,05%



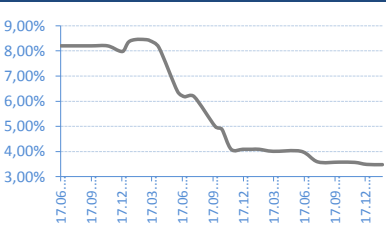
T-BILLS 6M - RSD

Datum	Stopa	Realizacija
01.09.16	2,65%	23,03%
03.03.16	3,25%	96,46%
03.12.15	3,25%	97,22%
08.10.15	4,09%	100,00%
03.09.15	4,57%	87,90%
04.06.15	5,25%	93,30%
05.03.15	7,00%	21,33%
04.12.14	7,10%	100,00%



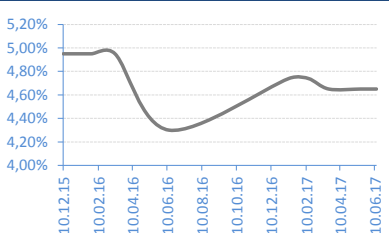
T-BILLS 53W - RSD

Datum	Stopa	Realizacija
06.02.17	3,48%	17,91%
21.12.16	3,49%	32,00%
15.11.16	3,57%	45,64%
28.09.16	3,58%	52,92%
27.07.16	3,59%	49,07%
07.06.16	4,01%	78,06%
15.03.16	4,01%	16,73%
02.02.16	4,09%	63,42%



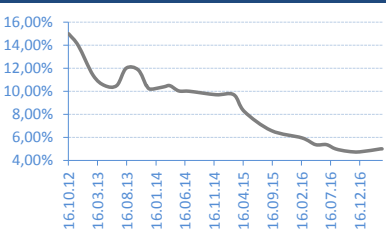
G-BONDS 2Y - RSD

Datum	Stopa	Realizacija
13.06.17	4,65%	51,56%
16.05.17	4,65%	43,95%
21.03.17	4,65%	100,00%
13.02.17	4,74%	78,80%
10.01.17	4,74%	23,25%
13.06.16	4,30%	95,67%
10.03.16	4,95%	56,41%
28.01.16	4,95%	38,44%



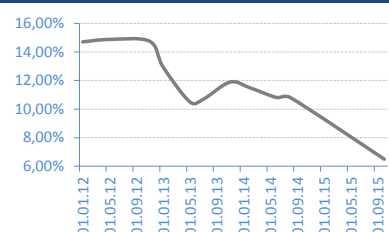
G-BONDS 3Y - RSD

Datum	Stopa	Realizacija
11.04.17	5,00%	15,30%
03.04.17	5,00%	14,02%
15.12.16	4,74%	91,48%
13.10.16	4,79%	55,21%
11.08.16	5,00%	81,81%
24.06.16	5,37%	11,36%
28.04.16	5,37%	20,70%
18.02.16	5,95%	105,26%



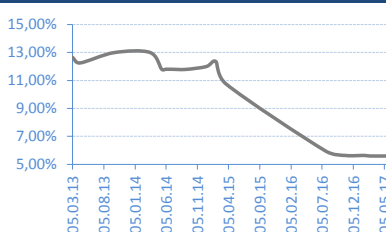
G-BONDS 5Y - RSD

Datum	Stopa	Realizacija
20.10.15	6,50%	69,94%
19.08.14	10,80%	60,89%
25.06.14	10,80%	57,49%
04.02.14	11,48%	31,29%
19.11.13	11,89%	99,01%
23.07.13	10,69%	7,34%
28.05.13	10,50%	25,31%
22.01.13	12,94%	100,00%



G-BONDS 7Y - RSD

Datum	Stopa	Realizacija
17.05.17	5,60%	43,41%
23.02.17	5,60%	8,49%
26.01.17	5,64%	9,66%
25.10.16	5,64%	93,74%
19.07.16	5,98%	94,41%
24.03.15	10,75%	100,00%
03.02.15	12,34%	78,28%
17.12.14	11,99%	100,00%



G-BONDS 10Y - RSD

Datum	Stopa	Realizacija
21.10.14	12,99%	93,26%

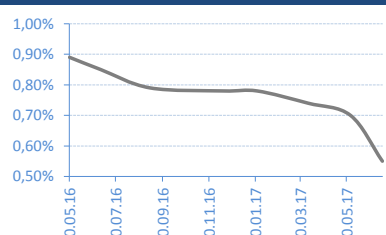


DRŽAVNE HOV Republike Srbije u Evrima - primarna prodaja

* Izvor: MF - Trezor

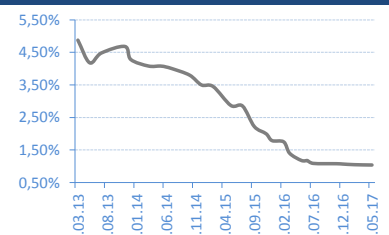
T-BILLS 53W - EUR

Datum	Stopa	Realizacija
26.06.17	0,55%	53,72%
15.05.17	0,70%	91,30%
20.03.17	0,74%	60,00%
12.01.17	0,78%	46,20%
29.11.16	0,78%	100,00%
24.08.16	0,79%	100,00%
20.06.16	0,85%	100,00%
10.05.16	0,89%	100,00%



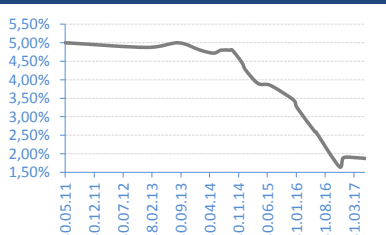
G-BONDS 2Y - EUR

Datum	Stopa	Realizacija
23.05.17	1,04%	99,00%
14.02.17	1,05%	95,35%
06.12.16	1,07%	66,00%
04.11.16	1,08%	23,00%
28.07.16	1,09%	46,01%
21.06.16	1,18%	53,58%
09.06.16	1,18%	35,00%
12.05.16	1,18%	100,00%



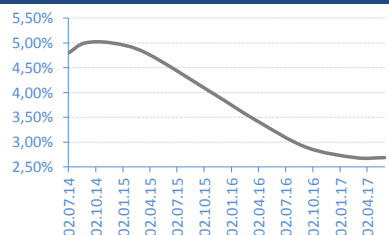
G-BONDS 3Y - EUR

Datum	Stopa	Realizacija
21.06.17	1,87%	63,17%
24.04.17	1,89%	100,00%
11.01.17	1,89%	57,90%
12.12.16	1,65%	96,43%
22.06.16	2,59%	34,24%
16.06.16	2,59%	99,88%
03.02.16	3,25%	100,00%
21.01.16	3,40%	76,75%



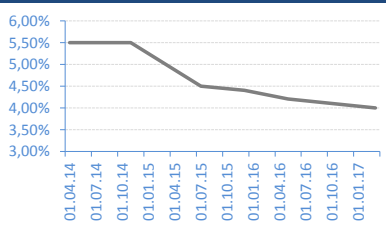
G-BONDS 5Y - EUR

Datum	Stopa	Realizacija
31.05.17	2,69%	100,00%
21.02.17	2,69%	98,40%
08.09.16	2,90%	100,00%
22.03.16	3,45%	100,00%
27.10.15	4,00%	100,00%
23.03.15	4,79%	82,95%
26.11.14	5,00%	59,99%
26.08.14	5,00%	21,12%



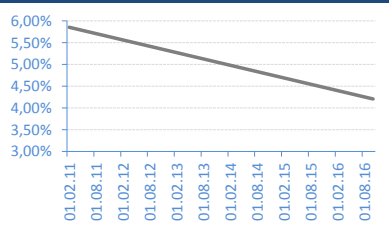
G-BONDS 10Y - EUR

Datum	Stopa	Realizacija
15.03.17	4,00%	65,60%
25.05.16	4,20%	96,00%
04.12.15	4,40%	100,00%
28.07.15	4,50%	76,77%
19.11.14	5,50%	100,00%



G-BONDS 15Y - EUR

Datum	Stopa	Realizacija
19.10.16	4,20%	100,00%
14.02.11	5,85%	48,68%



AKCIJE - REGULISANO TRŽIŠTE

Najtrgovanije HOV

	Simbol	Cena	% Promena	Open	Max	Min	Broj trans	Obim	Promet RSD
Aerodrom Nikola Tesla a.d. Beograd	AERO	1.300	0,70%	1.290	1.300	1.290	50	7.050	9.164.714
Jedinstvo a.d. Sevojno	JESV	4.997	1,98%	4.990	5.000	4.990	10	505	2.523.640
Impol Seval a.d. Sevojno	IMPL	3.600	3,42%	3.600	3.600	3.600	9	595	2.142.000
Metalac a.d. Gornji Milanovac	MTLC	1.760	-0,23%	1.760	1.760	1.760	5	1.030	1.812.800
NIS a.d. Novi Sad	NIIS	666	-0,30%	666	677	661	77	2.263	1.507.724

Dobitnici

	Simbol	Cena	% Promena	Open	Max	Min	Broj trans	Obim	Promet RSD
Kopaonik a.d. Beograd	KOPB	2.800	24,44%	2.800	2.800	2.800	1	150	420.000
Tigar a.d. Piro	TIGR	62	24,00%	62	62	62	1	34	2.108
Messer Tehnogas a.d. Beograd	TGAS	12.000	7,14%	12.000	12.000	12.000	3	50	600.000
Impol Seval a.d. Sevojno	IMPL	3.600	3,42%	3.600	3.600	3.600	9	595	2.142.000
Jedinstvo a.d. Sevojno	JESV	4.997	1,98%	4.990	5.000	4.990	10	505	2.523.640

Gubitnici

	Simbol	Cena	% Promena	Open	Max	Min	Broj trans	Obim	Promet RSD
NIS a.d. Novi Sad	NIIS	666	-0,30%	666	677	661	77	2.263	1.507.724
Metalac a.d. Gornji Milanovac	MTLC	1.760	-0,23%	1.760	1.760	1.760	5	1.030	1.812.800
Energoprojekt holding a.d. Beograd	ENHL	1.450	-0,14%	1.450	1.450	1.450	3	442	640.900

AKCIJE - MTP

Najtrgovanije HOV

	Simbol	Cena	% Promena	Ponuda	Tražnja	Broj	Obim	Promet RSD
Trgopromet a.d. Subotica	TRGOM	700	16,67%	6386	8500	14	4.269	2.988.300
Rade Koncar a.d. Beograd	RDKN	42.000	0,00%	9	9	1	9	378.000
Ming kovacnica a.d. Nis	MING	300	0,00%	1009	1265	18	978	293.400
Omoljica u restrukturiranju a.d. Omoljica	OMOL	650	0,00%	200	200	4	193	125.450
Stari Tamis a.d. Pancevo	STTM	3.250	0,00%	141	100	4	32	104.000

Dobitnici

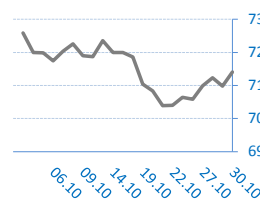
	Simbol	Cena	% Promena	Ponuda	Tražnja	Broj	Obim	Promet RSD
Vodoprivreda a.d. Pozarevac	VDPO	2.650	34,18%	11	49	3	11	29.150
Trgopromet a.d. Subotica	TRGOM	700	16,67%	6386	8500	14	4.269	2.988.300

Gubitnici

	Simbol	Cena	% Promena	Ponuda	Tražnja	Broj	Obim	Promet RSD
Ikarbus a.d. Beograd	IKRB	51	-49,00%	395	98	1	98	4.998

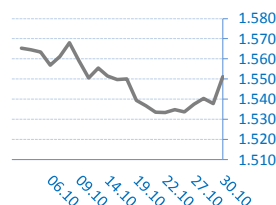
BELEX15

Vrednost	714,1
Promena	4,27
%	0,60%



BELEXline

Vrednost	1.551,15
Promena	13,29
%	0,86%



Kontakti:

Srđan Tomašević

srđjan.tomasevic@erstebank.rs

Devizno tržište

011/220 9116

Dušan Stević

dusan.stevic@erstebank.rs

Devizno tržište

011/220 9118

Danijela Stojanović

danijela.stojanovic@erstebank.rs

Devizno tržište

011/ 220 9132

Nenad Đurović

nenad.djurovic@erstebank.rs

Novčano tržište

011/ 220 9115

Aleksandra Parčetić

aleksandra.parcetic@erstebank.rs

Brokersko poslovanje - Hartije od vrednosti Brokersko poslovanje - Hartije od vrednosti

011/220 9159

Marija Đorđević

marija.djordjevic@erstebank.rs

011/220 9181

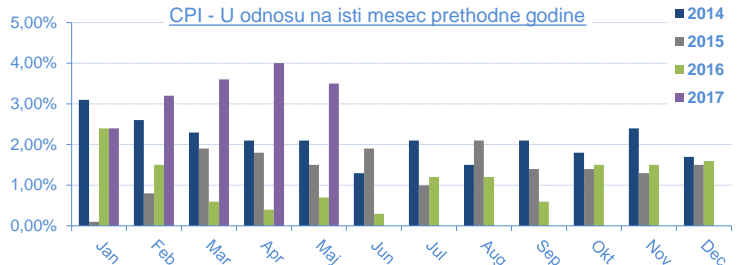
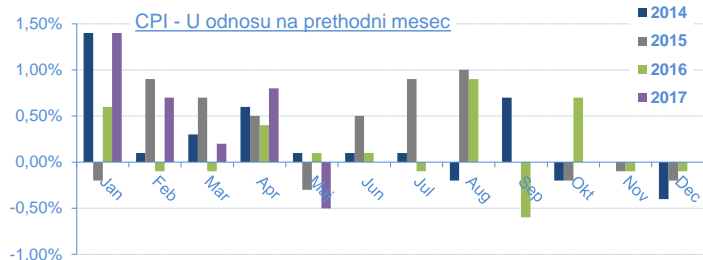
011/220 9110

Izveštaj sačinio Sektor sredstava / Odeljenje Middle office

Informacije i cene iz ovog pregleda dobijene su iz izvora za koje verujemo da su pouzdani ali ne garantujemo njihovu tačnost i potpunost. Navedene informacije su važeće samo u trenutku njihovog sastavljanja a objavljuju se u ciju opšteg informisanja, pri čemu ne predstavljaju bilo kakav oblik investicionog saveta niti preporuke za investiranje niti na bilo koji način obavezuju Erste Bank ad Novi Sad u pogledu odgovornosti za štetu nastalu upotrebom informacija iz ovog pregleda.

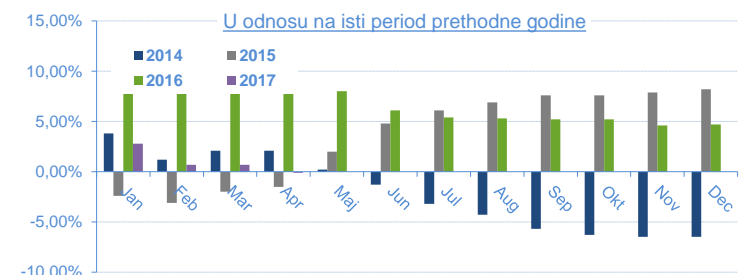
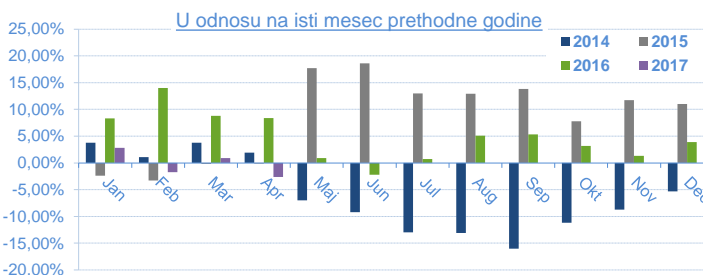
Indeks potrošačkih cena (Consumer Price Index - CPI)

	Jan	Feb	Mar	Apr	Maj	Jun	Jul	Aug	Sep	Okt	Nov	Dec
U odnosu na prethodni mesec	1,40%	0,70%	0,20%	0,80%	-0,50%							
U odnosu na isti mesec 2016.	2,40%	3,20%	3,60%	4,00%	3,50%							
U odnosu na decembar 2016.	1,40%	2,20%	2,40%	3,20%	2,70%							
Datum objavljivanja	23.02.17	13.03.17	12.04.17	12.05.17	12.06.17							



INDUSTRIJSKA PROIZVODNJA

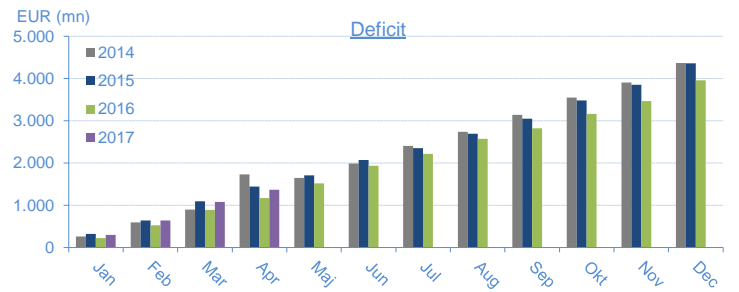
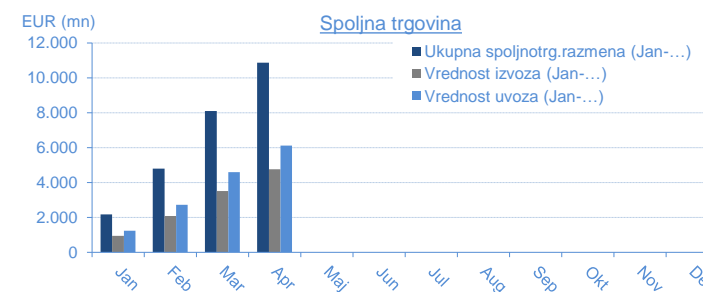
	Jan	Feb	Mar	Apr	Maj	Jun	Jul	Aug	Sep	Okt	Nov	Dec
U odnosu na isti mesec 2016	2,80%	-1,70%	0,90%	-2,60%								
U odnosu na isti period 2016 (jan-...)	2,80%	0,70%	0,70%	-0,10%								
U odnosu na prosek 2016	12,70%	-8,20%	6,00%	-0,90%								
Datum objavljivanja	28.02.17	03.04.17	28.04.17	31.05.17								



SPOLJNOTRGOVINSKA ROBNA RAZMENA

* u eur mln

Mesec	Jan	Feb	Mar	Apr	Maj	Jun	Jul	Aug	Sep	Okt	Nov	Dec
Ukupna spoljnotrg.razmena (Jan-...)	2.173,70	4.793,20	8.100,60	10.877,00								
Promena (u odnosu na isti period 2016.)	13,20%	10,30%	14,70%	12,50%								
Vrednost izvoza (Jan-...)	937,00	2.075,60	3.510,20	4.756,90								
Promena (u odnosu na isti period 2016.)	10,10%	8,50%	13,60%	11,80%								
Vrednost uvoza (Jan-...)	1.236,70	2.717,60	4.590,40	6.120,10								
Promena (u odnosu na isti period 2016.)	15,60%	11,70%	15,50%	13,00%								
Deficit (jan-...)	299,70	642,00	1.080,30	1.363,20								
Promena (u odnosu na isti period 2016.)	36,90%	23,70%	22,20%	17,50%								
Pokrivenost uvoza izvozom	75,70%	76,40%	76,50%	77,70%								
Datum objavljivanja	17.03.17	03.04.17	28.04.17	31.05.17								



BUDŽETSKI DEFICIT

* u rsd mln

Budžetski deficit u 2016.	-7.947,12
Januar 2017	19.003,70
Februar 2017	-7.494,12
Mart 2017	-4.356,63
April 2017	3.554,20
Maj 2017	
Jun 2017	
Jul 2017	
Avgust 2017	
Septembar 2017	
Oktobar 2017	
Novembar 2017	
Decembar 2017	
Budžetski deficit u 2017.	10.707,15
Planirani deficit u 2017.	-69.100,00
Ostvarenje plana	-15,50%
Datum ažuriranja	01.06.17

