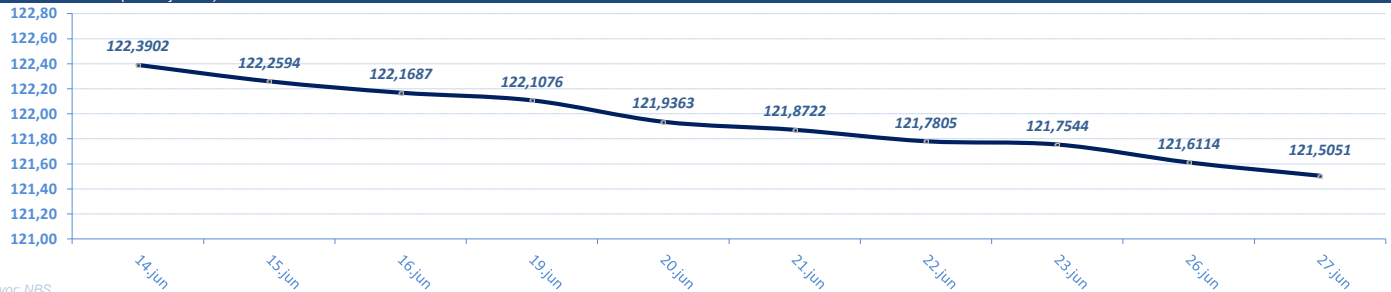


VESTI

- **SREDNJI KURS EUR/RSD**: Dinar ojačao u odnosu na evro za 0,1063 dinara, srednji kurs 121,5051. Obim međubankarske trgovine evrom na dan 26. Jun do 12:30h iznosio je 10,7 miliona evra. NBS intervenisala na međubankarskom deviznom tržištu kupovinom 15 miliona evra (od početka godine ukupno prodala 345 miliona evra i kupila 380 miliona evra).
- **BEOGRADSKA BERZA**: Indeksi zabeležili rast vrednosti, BELEX15 veći za 0,58 odsto, BELEXlajn za 0,25 odsto. Promet manji u odnosu na prethodni dan, na regulisanom tržištu najviše trgovano akcijama Impol Sevala, Aerodroma Nikola Tesla, Metalca, NIS-a i Energoprojekt holdinga.
- **Aukcija državnih obveznica**: Ministarstvo Finansija prodalo juče 53,72 odsto ponuđenih pedesettronedeljnih eurskih obveznica ukupne nominalne vrednosti 14,4 miliona evra po stopi prinosa od 0,55 odsto. Prethodna aukcija (15.maja) iste ročnosti završena sa realizacijom od 91,3 odsto i prinosom od 0,7 odsto.

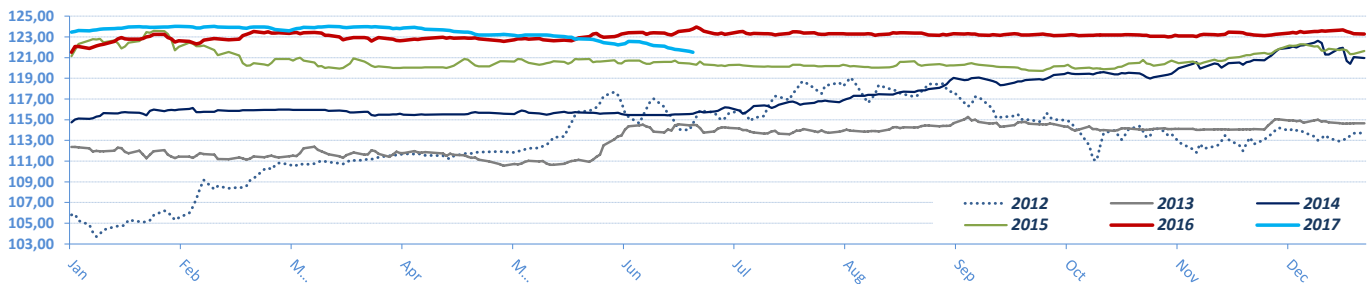
DEVIZNO TRŽIŠTE

EUR / RSD (Srednji kurs) ► 10 dana

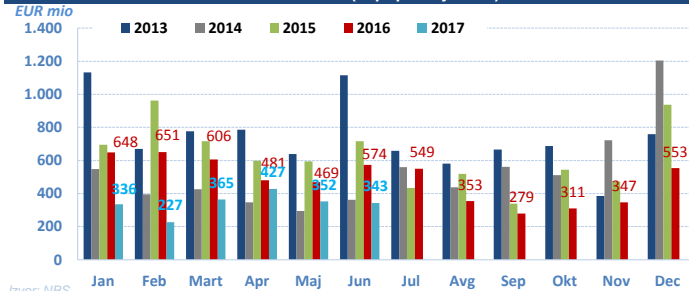


Izvor: NBS

EUR / RSD (Srednji kurs) ► Jan -

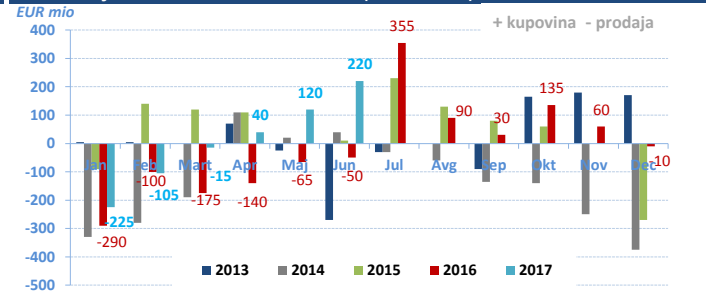


Promet na međubankarskom tržištu (kupoprodaja evra)

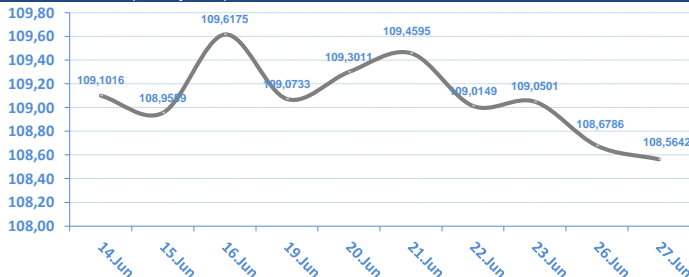


Izvor: NBS

Intervencije NBS na deviznom tržištu (Neto iznos)

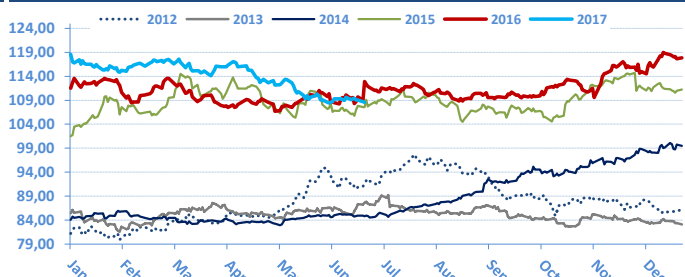


USD / RSD (Srednji kurs) ► 10 dana



Izvor: NBS

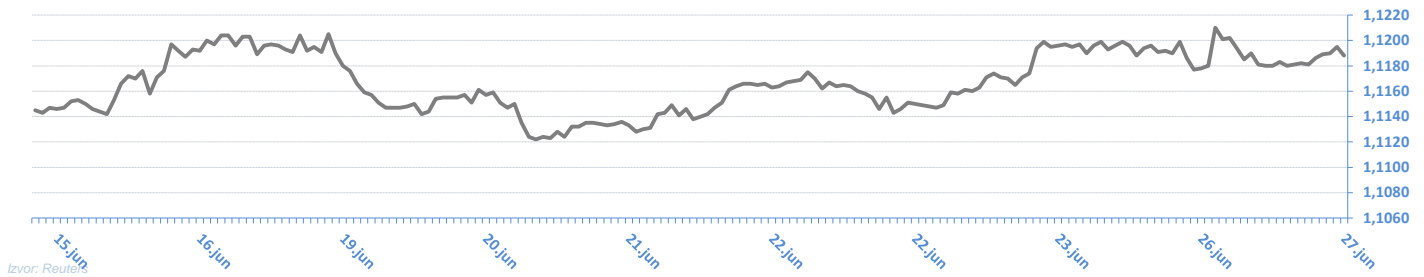
USD / RSD (Srednji kurs) ► Jan -



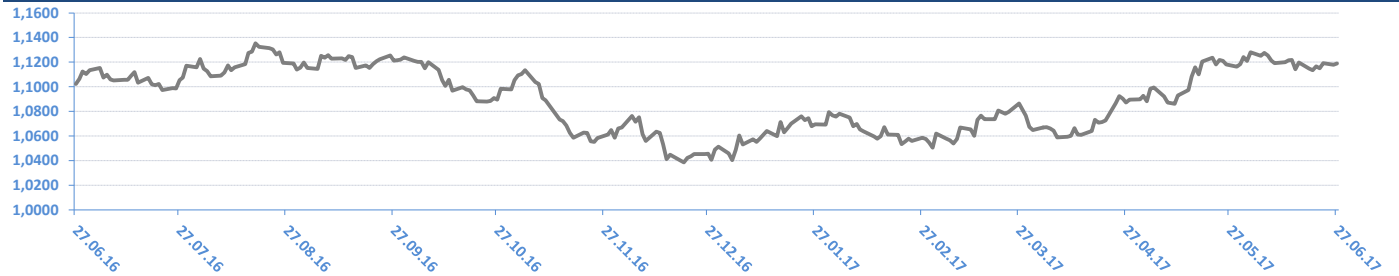
Mesečna promena				Godišnja promena					
Datum	EUR/RSD	%	USD/RSD	%	Datum	EUR/RSD	%	USD/RSD	%
01.06.17	122,5722	-0,50%	109,0209	-3,24%	27.06.17	121,5051	-1,58%	108,5642	-8,46%
03.05.17	123,1888	-0,56%	112,6658	-2,84%	04.01.17	123,4512	1,59%	118,6004	6,34%
03.04.17	123,8850	0,03%	115,9646	-1,13%	04.01.16	121,5145	0,30%	111,5324	9,90%
01.03.17	123,8434	-0,13%	117,2871	2,02%	05.01.15	121,1543	5,58%	101,4863	20,72%
01.02.17	124,0022	0,45%	114,9659	-3,06%	03.01.14	114,7559	2,14%	84,0641	-1,67%
04.01.17	123,4512	0,27%	118,6004	2,30%	03.01.13	112,3495	6,20%	85,4889	5,32%
01.12.16	123,1148	0,05%	115,9382	3,35%	04.01.12	105,7880	-0,21%	81,1693	2,16%
01.11.16	123,0563	-0,13%	112,1753	2,31%	04.01.11	106,0156	10,47%	79,4541	18,48%
03.10.16	123,2139	0,05%	109,6404	-0,70%	04.01.10	95,9679	7,17%	67,0635	4,25%
01.09.16	123,1498	-0,07%	110,4185	0,11%	05.01.09	89,5436	12,27%	64,3273	18,68%
01.08.16	123,2419	-0,03%	110,2934	-0,70%	03.01.08	79,7577	-0,05%	54,2016	-10,58%
01.07.16	123,2832	0,26%	111,0760	0,47%	04.01.07	79,8000	-7,21%	60,6153	-14,94%
01.06.16	122,9607		110,5563		04.01.06	86,0010		71,2629	

EUR / USD

► 10 dana

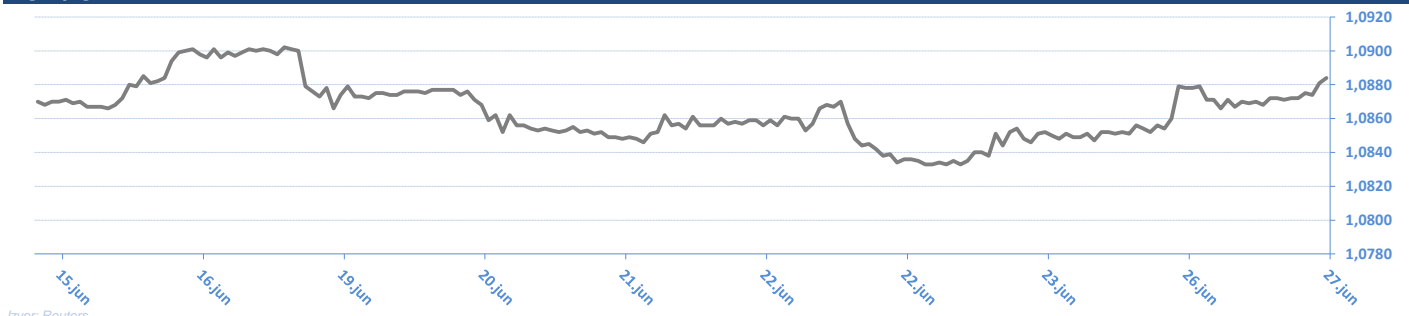


EUR / USD

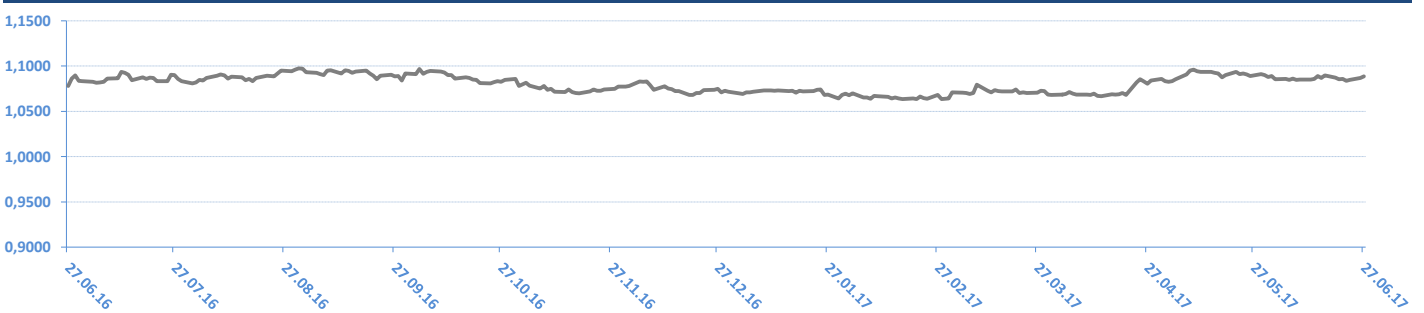


EUR / CHF

► 10 dana



EUR / CHF



27.06.2017 08:57:34

EUR / XX

Valutni par	Kupovni	Prodajni
EUR/USD	1,1189	1,1190
EUR/JPY	124,9500	125,0000
EUR/GBP	0,8791	0,8796
EUR/CHF	1,0883	1,0888
EUR/DKK	7,4359	7,4364
EUR/NOK	9,4865	9,4915
EUR/SEK	9,7559	9,7604
EUR/CAD	1,4824	1,4829
EUR/AUD	1,4714	1,4723
EUR/HUF	308,9000	309,0900
EUR/CZK	26,2870	26,2920
EUR/PLN	4,2068	4,2098
EUR/HRK	7,4060	7,4090
EUR/RUB	65,6550	65,6750
EUR/NZD	1,5316	1,5321

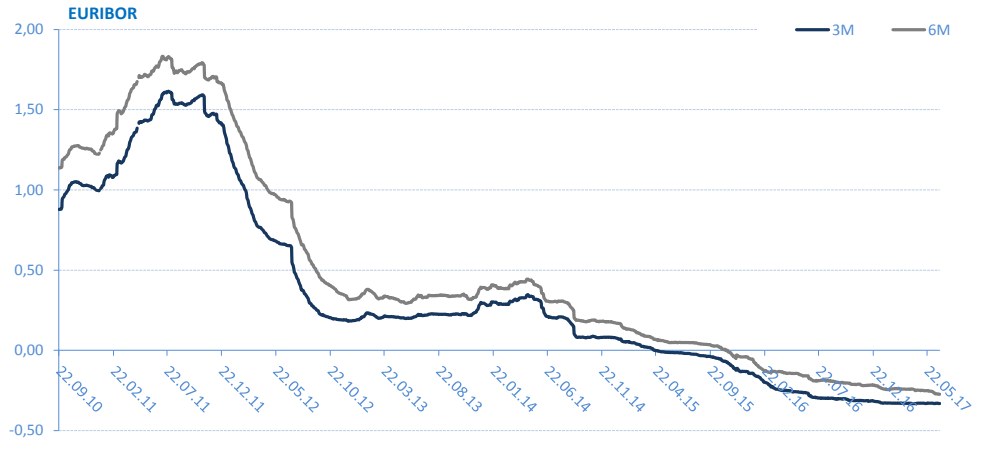
USD / XX

Valutni par	Kupovni	Prodajni
USD/EUR	0,8937	0,8937
USD/JPY	111,6800	111,7100
USD/GBP	0,7858	0,7859
USD/CHF	0,9726	0,9730
USD/DKK	6,6452	6,6462
USD/NOK	8,4779	8,4809
USD/SEK	8,7189	8,7219
USD/CAD	1,3250	1,3251
USD/AUD	1,3151	1,3153
USD/HUF	276,0100	276,2600
USD/CZK	23,4780	23,5130
USD/SKK	21,5460	21,6000
USD/PLN	3,7598	3,7620
USD/HRK	6,6172	6,6223
USD/RUB	58,6800	58,6900
USD/NZD	1,3689	1,3691

EURIBOR

SW	-0,379
2W	-0,374
1M	-0,374
3M	-0,331
6M	-0,273
1Y	-0,161

* Izvor: Reuters; Objavljeno prethodnog radnog dana



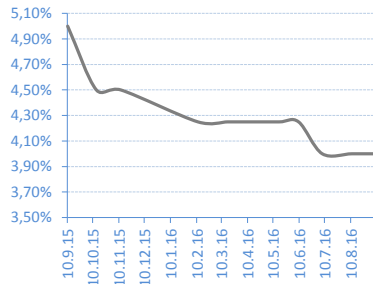
Kamatne stope Centralnih Banaka

CB	Kamatna stopa
USD	1,25
EUR	0,00
GBP	0,25
CAD	0,50
AUD	1,50
JPY	0,10

* Izvor: Reuters; Objavljeno prethodnog radnog dana

REFERENTNA KAMATNA STOPA NBS

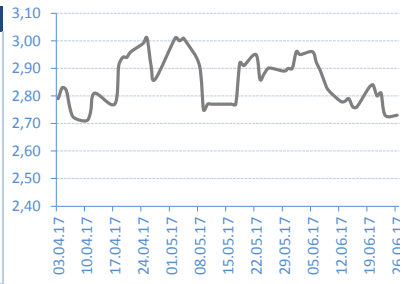
Date	Rate	Promena (%)
08.09.16	4,00%	0,00%
11.08.16	4,00%	0,00%
07.07.16	4,00%	-5,88%
09.06.16	4,25%	0,00%
17.05.16	4,25%	0,00%
07.04.16	4,25%	0,00%
17.03.16	4,25%	0,00%
11.02.16	4,25%	-5,56%
12.11.15	4,50%	0,00%
14.10.15	4,50%	0,00%



* Izvor: NBS

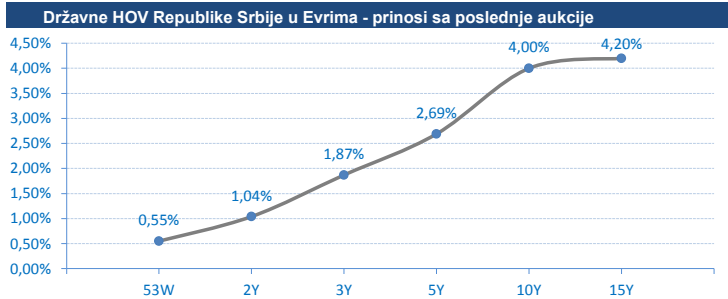
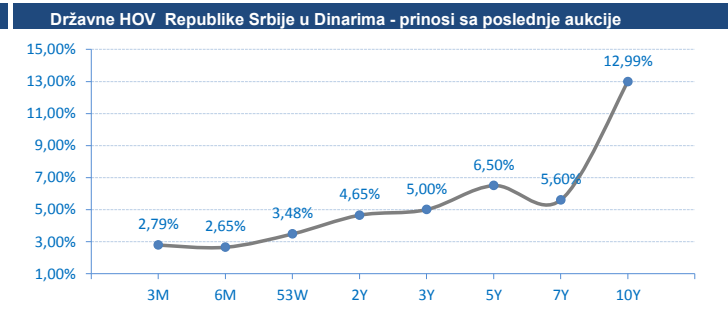
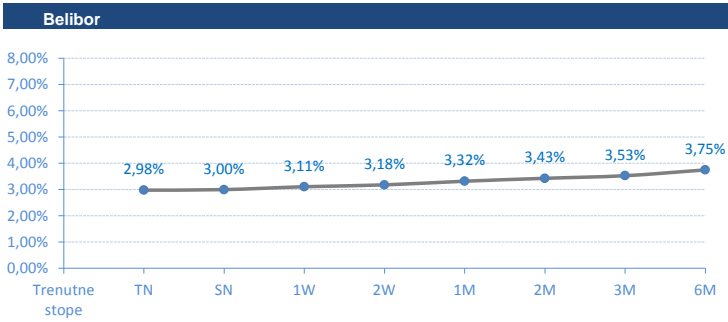
BEONIA

Date	Rate	Promena (%)
26.06.17	2,73%	0,00%
23.06.17	2,73%	-2,85%
22.06.17	2,81%	0,36%
21.06.17	2,80%	-1,41%
20.06.17	2,84%	0,35%
19.06.17	2,83%	2,54%
16.06.17	2,76%	0,00%
15.06.17	2,76%	-1,08%
14.06.17	2,79%	0,36%
13.06.17	2,78%	



* Izvor: Reuters; Objavljeno prethodnog radnog dana

Kamatne stope/Prinos na tržištu

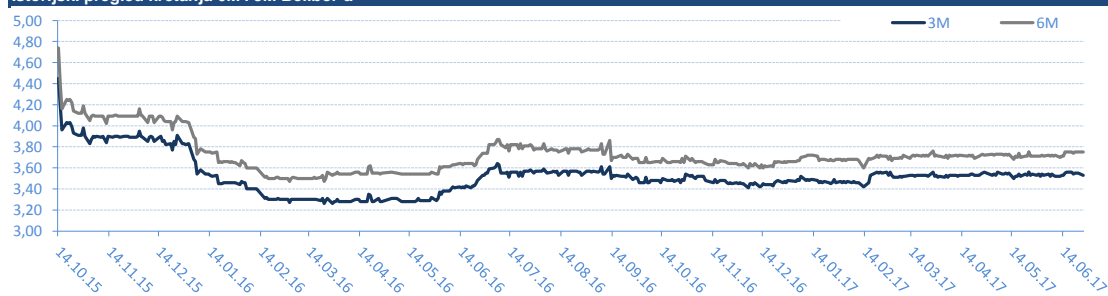


BELIBOR

Trenutne stope	
TN	2,98%
SN	3,00%
1W	3,11%
2W	3,18%
1M	3,32%
2M	3,43%
3M	3,53%
6M	3,75%

* Objavljeno prethodnog radnog dana

Istorijski pregled kretanja 6M i 3M Belibor-a

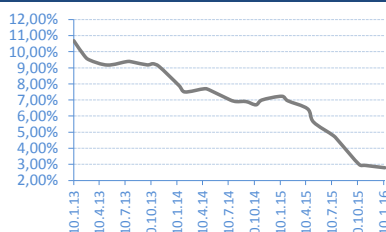


DRŽAVNE HOV Republike Srbije u Dinarima - primarna prodaja

* Izvor: MF - Trezor

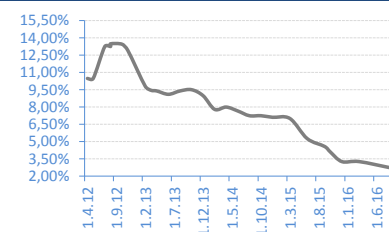
T-BILLS 3M - RSD

Datum	Stopa	Realizacija
14.01.16	2,79%	100,00%
05.11.15	2,94%	100,00%
15.10.15	3,00%	92,18%
06.08.15	4,40%	96,26%
16.07.15	4,79%	98,47%
07.05.15	5,63%	92,92%
16.04.15	6,45%	100,00%
05.02.15	6,95%	45,05%



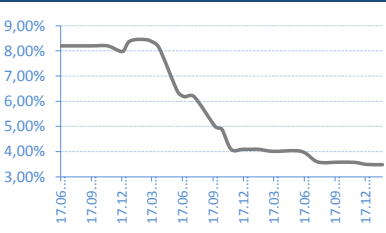
T-BILLS 6M - RSD

Datum	Stopa	Realizacija
01.09.16	2,65%	23,03%
03.03.16	3,25%	96,46%
03.12.15	3,25%	97,22%
08.10.15	4,09%	100,00%
03.09.15	4,57%	87,90%
04.06.15	5,25%	93,30%
05.03.15	7,00%	21,33%
04.12.14	7,10%	100,00%



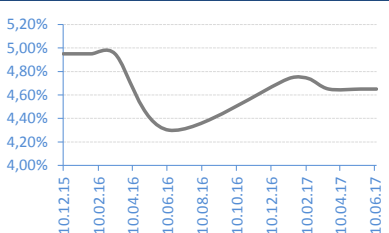
T-BILLS 53W - RSD

Datum	Stopa	Realizacija
06.02.17	3,48%	17,91%
21.12.16	3,49%	32,00%
15.11.16	3,57%	45,64%
28.09.16	3,58%	52,92%
27.07.16	3,59%	49,07%
07.06.16	4,01%	78,06%
15.03.16	4,01%	16,73%
02.02.16	4,09%	63,42%



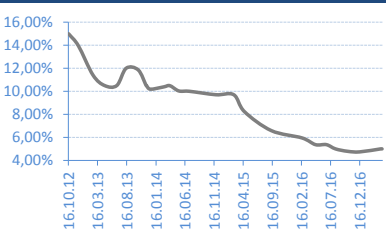
G-BONDS 2Y - RSD

Datum	Stopa	Realizacija
13.06.17	4,65%	51,56%
16.05.17	4,65%	43,95%
21.03.17	4,65%	100,00%
13.02.17	4,74%	78,80%
10.01.17	4,74%	23,25%
13.06.16	4,30%	95,67%
10.03.16	4,95%	56,41%
28.01.16	4,95%	38,44%



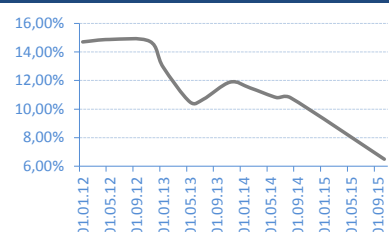
G-BONDS 3Y - RSD

Datum	Stopa	Realizacija
11.04.17	5,00%	15,30%
03.04.17	5,00%	14,02%
15.12.16	4,74%	91,48%
13.10.16	4,79%	55,21%
11.08.16	5,00%	81,81%
24.06.16	5,37%	11,36%
28.04.16	5,37%	20,70%
18.02.16	5,95%	105,26%



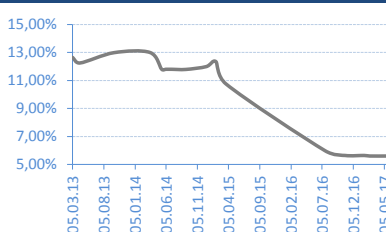
G-BONDS 5Y - RSD

Datum	Stopa	Realizacija
20.10.15	6,50%	69,94%
19.08.14	10,80%	60,89%
25.06.14	10,80%	57,49%
04.02.14	11,48%	31,29%
19.11.13	11,89%	99,01%
23.07.13	10,69%	7,34%
28.05.13	10,50%	25,31%
22.01.13	12,94%	100,00%



G-BONDS 7Y - RSD

Datum	Stopa	Realizacija
17.05.17	5,60%	43,41%
23.02.17	5,60%	8,49%
26.01.17	5,64%	9,66%
25.10.16	5,64%	93,74%
19.07.16	5,98%	94,41%
24.03.15	10,75%	100,00%
03.02.15	12,34%	78,28%
17.12.14	11,99%	100,00%



G-BONDS 10Y - RSD

Datum	Stopa	Realizacija
21.10.14	12,99%	93,26%

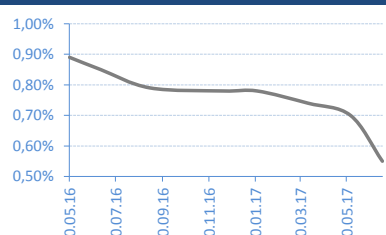


DRŽAVNE HOV Republike Srbije u Evrima - primarna prodaja

* Izvor: MF - Trezor

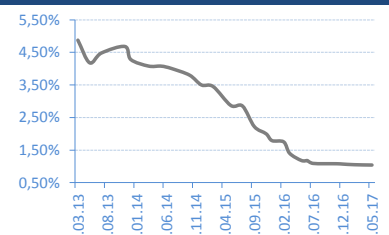
T-BILLS 53W - EUR

Datum	Stopa	Realizacija
26.06.17	0,55%	53,72%
15.05.17	0,70%	91,30%
20.03.17	0,74%	60,00%
12.01.17	0,78%	46,20%
29.11.16	0,78%	100,00%
24.08.16	0,79%	100,00%
20.06.16	0,85%	100,00%
10.05.16	0,89%	100,00%



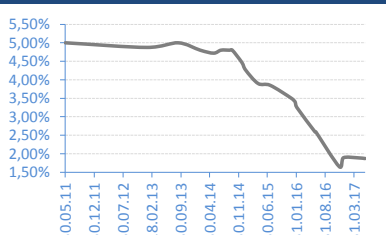
G-BONDS 2Y - EUR

Datum	Stopa	Realizacija
23.05.17	1,04%	99,00%
14.02.17	1,05%	95,35%
06.12.16	1,07%	66,00%
04.11.16	1,08%	23,00%
28.07.16	1,09%	46,01%
21.06.16	1,18%	53,58%
09.06.16	1,18%	35,00%
12.05.16	1,18%	100,00%



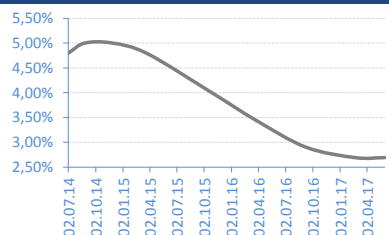
G-BONDS 3Y - EUR

Datum	Stopa	Realizacija
21.06.17	1,87%	63,17%
24.04.17	1,89%	100,00%
11.01.17	1,89%	57,90%
12.12.16	1,65%	96,43%
22.06.16	2,59%	34,24%
16.06.16	2,59%	99,88%
03.02.16	3,25%	100,00%
21.01.16	3,40%	76,75%



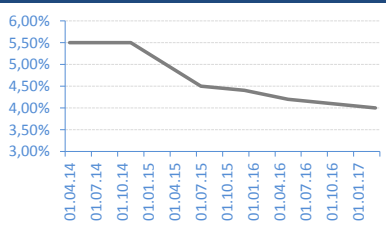
G-BONDS 5Y - EUR

Datum	Stopa	Realizacija
31.05.17	2,69%	100,00%
21.02.17	2,69%	98,40%
08.09.16	2,90%	100,00%
22.03.16	3,45%	100,00%
27.10.15	4,00%	100,00%
23.03.15	4,79%	82,95%
26.11.14	5,00%	59,99%
26.08.14	5,00%	21,12%



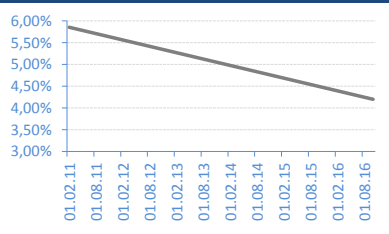
G-BONDS 10Y - EUR

Datum	Stopa	Realizacija
15.03.17	4,00%	65,60%
25.05.16	4,20%	96,00%
04.12.15	4,40%	100,00%
28.07.15	4,50%	76,77%
19.11.14	5,50%	100,00%



G-BONDS 15Y - EUR

Datum	Stopa	Realizacija
19.10.16	4,20%	100,00%
14.02.11	5,85%	48,68%



AKCIJE - REGULISANO TRŽIŠTE

Najtrgovanije HOV

	Simbol	Cena	% Promena	Open	Max	Min	Broj trans	Obim	Promet RSD
Impol Seval a.d. Sevojno	IMPL	3.480	0,72%	3.320	3.500	3.300	10	1.253	4.361.015
Aerodrom Nikola Tesla a.d. Beograd	AERO	1.312	1,86%	1.290	1.325	1.290	244	785	1.028.965
Metalac a.d. Gornji Milanovac	MTLC	1.755	0,17%	1.755	1.755	1.755	5	320	561.600
NIS a.d. Novi Sad	NIIS	667	0,30%	665	680	665	77	703	468.271
Energoprojekt holding a.d. Beograd	ENHL	1.450	0,62%	1.450	1.450	1.450	7	268	388.600

Dobitnici

	Simbol	Cena	% Promena	Open	Max	Min	Broj trans	Obim	Promet RSD
Philip Morris Operations a.d. Nis	DINNPB	2.826	5,57%	2.760	2.860	2.760	2	53	149.780
Alfa plam a.d. Vranje	ALFA	35.000	2,94%	35.000	35.000	35.000	1	5	175.000
Aerodrom Nikola Tesla a.d. Beograd	AERO	1.312	1,86%	1.290	1.325	1.290	244	785	1.028.965
Impol Seval a.d. Sevojno	IMPL	3.480	0,72%	3.320	3.500	3.300	10	1.253	4.361.015
Energoprojekt holding a.d. Beograd	ENHL	1.450	0,62%	1.450	1.450	1.450	7	268	388.600

Gubitnici

	Simbol	Cena	% Promena	Open	Max	Min	Broj trans	Obim	Promet RSD
Progres u restrukturiranju a.d. Beograd	PRGS	20	-20,00%	20	20	20	3	368	7.360
Tigar a.d. Pirot	TIGR	50	-19,35%	50	50	50	1	1.000	50.000
Komercijalna banka a.d. Beograd	KMBNPB	772	-4,69%	772	772	772	1	100	77.200
Energoprojekt Entel a.d. Beograd	EPEN	13.000	-2,26%	13.000	13.000	13.000	1	6	78.000
Komercijalna banka a.d. Beograd	KMBN	1.766	-0,28%	1.770	1.770	1.765	3	100	176.600

AKCIJE - MTP

Najtrgovanije HOV

	Simbol	Cena	% Promena	Ponuda	Tražnja	Broj	Obim	Promet RSD
Banat fabrika ulja a.d. Nova Crnja	BNTC	14.500	0,00%	55	34	1	29	420.500
Trgopromet a.d. Subotica	TRGOM	600	0,00%	6086	600	1	200	120.000
Jugoprevoz Krusevac a.d. Krusevac	JGPK	2.010	0,50%	35	95	3	35	70.350
Termika a.d. Beograd	TRBG	4.300	-1,10%	15	40	2	10	43.000
Swisslion Miloduh a.d. Kragujevac	SLMH	3.100	0,00%	10	11	3	10	31.000

Dobitnici

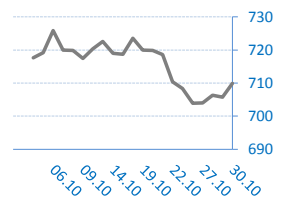
	Simbol	Cena	% Promena	Ponuda	Tražnja	Broj	Obim	Promet RSD
Jugoprevoz Krusevac a.d. Krusevac	JGPK	2.010	0,50%	35	95	3	35	70.350

Gubitnici

	Simbol	Cena	% Promena	Ponuda	Tražnja	Broj	Obim	Promet RSD
Termika a.d. Beograd	TRBG	4300	-1,10%	15	40	2	10	43.000

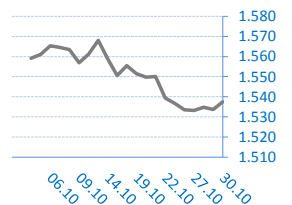
BELEX15

Vrednost	709,87
Promena	4,08
%	0,58%



BELEXline

Vrednost	1.537,51
Promena	3,86
%	0,25%



Kontakti:

Srdan Tomašević

srđjan.tomasevic@erstebank.rs
Devizno tržište
011/220 9116

Dušan Stević

dusan.stevic@erstebank.rs
Devizno tržište
011/220 9118

Danijela Stojanović

danijela.stojanovic@erstebank.rs
Devizno tržište
011/ 220 9132

Nenad Đurović

nenad.djurovic@erstebank.rs
Novčano tržište
011/ 220 9115

Aleksandra Parčetić

aleksandra.parcetic@erstebank.rs

Marija Đorđević

marija.djordjevic@erstebank.rs

Brokersko poslovanje - Hartije od vrednosti Brokersko poslovanje - Hartije od vrednosti

011/220 9159

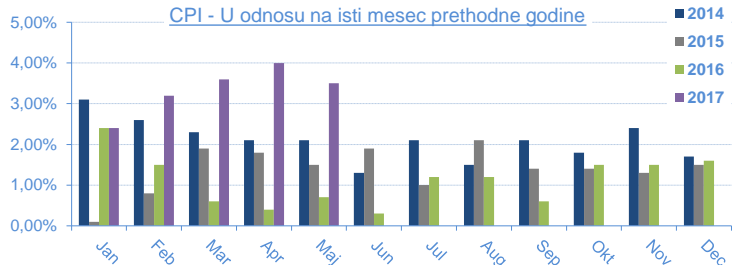
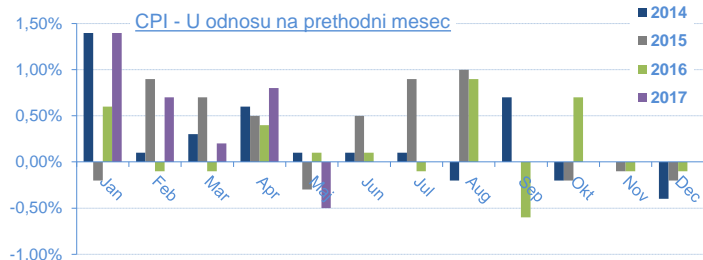
011/220 9181
011/220 9110

Izveštaj sačinio Sektor sredstava / Odeljenje Middle office

Informacije i cene iz ovog pregleda dobijene su iz izvora za koje verujemo da su pouzdani ali ne garantujemo njihovu tačnost i potpunost. Navedene informacije su važeće samo u trenutku njihovog sastavljanja a objavljuju se u ciju opšteg informisanja, pri čemu ne predstavljaju bilo kakav oblik investicionog saveta niti preporuke za investiranje niti na bilo koji način obavezuju Erste Bank ad Novi Sad u pogledu odgovornosti za štetu nastalu upotrebom informacija iz ovog pregleda.

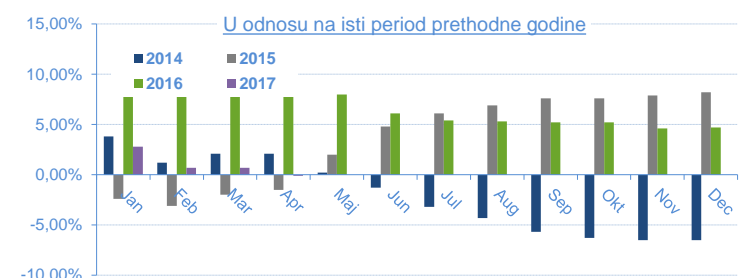
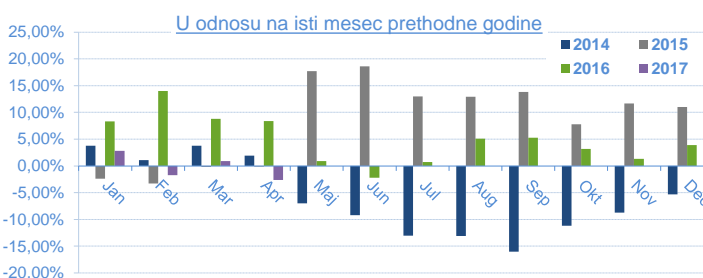
Indeks potrošačkih cena (Consumer Price Index - CPI)

	Jan	Feb	Mar	Apr	Maj	Jun	Jul	Aug	Sep	Okt	Nov	Dec
U odnosu na prethodni mesec	1,40%	0,70%	0,20%	0,80%	-0,50%							
U odnosu na isti mesec 2016.	2,40%	3,20%	3,60%	4,00%	3,50%							
U odnosu na decembar 2016.	1,40%	2,20%	2,40%	3,20%	2,70%							
Datum objavljivanja	23.02.17	13.03.17	12.04.17	12.05.17	12.06.17							



INDUSTRIJSKA PROIZVODNJA

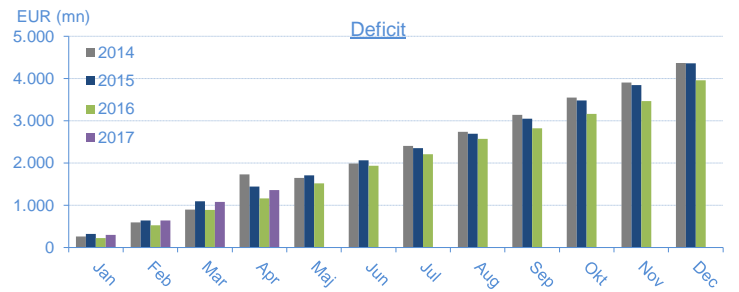
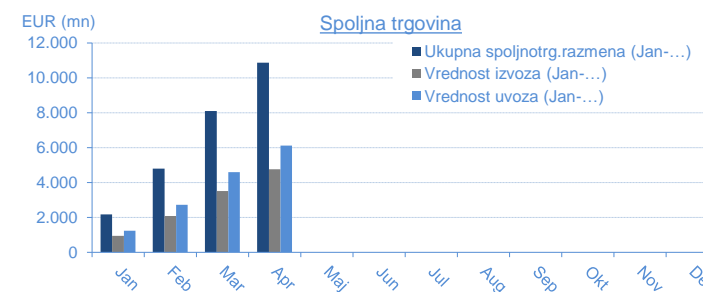
	Jan	Feb	Mar	Apr	Maj	Jun	Jul	Aug	Sep	Okt	Nov	Dec
U odnosu na isti mesec 2016	2,80%	-1,70%	0,90%	-2,60%								
U odnosu na isti period 2016 (jan-...)	2,80%	0,70%	0,70%	-0,10%								
U odnosu na prosek 2016	12,70%	-8,20%	6,00%	-0,90%								
Datum objavljivanja	28.02.17	03.04.17	28.04.17	31.05.17								



SPOLJNOTRGOVINSKA ROBNA RAZMENA

* u eur mln

Mesec	Jan	Feb	Mar	Apr	Maj	Jun	Jul	Aug	Sep	Okt	Nov	Dec
Ukupna spoljnotrg.razmena (Jan-...)	2.173,70	4.793,20	8.100,60	10.877,00								
Promena (u odnosu na isti period 2016.)	13,20%	10,30%	14,70%	12,50%								
Vrednost izvoza (Jan-...)	937,00	2.075,60	3.510,20	4.756,90								
Promena (u odnosu na isti period 2016.)	10,10%	8,50%	13,60%	11,80%								
Vrednost uvoza (Jan-...)	1.236,70	2.717,60	4.590,40	6.120,10								
Promena (u odnosu na isti period 2016.)	15,60%	11,70%	15,50%	13,00%								
Deficit (jan-...)	299,70	642,00	1.080,30	1.363,20								
Promena (u odnosu na isti period 2016.)	36,90%	23,70%	22,20%	17,50%								
Pokrivenost uvoza izvozom	75,70%	76,40%	76,50%	77,70%								
Datum objavljivanja	17.03.17	03.04.17	28.04.17	31.05.17								



BUDŽETSKI DEFICIT

* u rsd mln

Budžetski deficit u 2016.	-7.947,12
Januar 2017	19.003,70
Februar 2017	-7.494,12
Mart 2017	-4.356,63
April 2017	3.554,20
Maj 2017	
Jun 2017	
Jul 2017	
Avgust 2017	
Septembar 2017	
Oktobar 2017	
Novembar 2017	
Decembar 2017	
Budžetski deficit u 2017.	10.707,15
Planirani deficit u 2017.	-69.100,00
Ostvarenje plana	-15,50%
Datum ažuriranja	01.06.17

