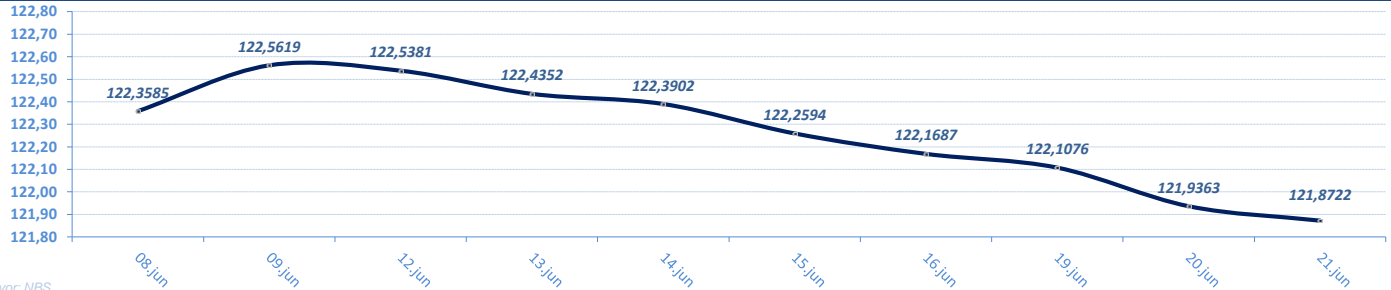


VESTI

- **SREDNJI KURS EUR/RSD**: Dinar ojačao u odnosu na evro za 0,0641 dinara, srednji kurs 121,8722. Obim međubankarske trgovine evrom na dan 20. Jun do 12:30h iznosio je 36,5 miliona evra. NBS intervenisala na međubankarskom deviznom tržištu kupovinom 30 miliona evra (od početka godine ukupno prodala 345 miliona evra i kupila 310 miliona evra).
- **BEOGRADSKA BERZA**: Indeksi zabeležili pad vrednosti, BELEX15 manji za 0,63 odsto, BELEXljain za 0,21 odsto. Promet veći u odnosu na prethodni dan, na regulisanom tržištu najviše trgovano akcijama Energoprojekt holdinga, NIS-a, Energoprojekt Entela, Aerodroma Nikola Tesla i Metalca.
- **Aukcija državnih obveznica**: Danas je na rasporedu aukcija trogodišnjih eurskih državnih obveznica ukupne nominalne vrednosti 75 miliona evra. Prethodna aukcija (11 aprila) iste ročnosti završena sa realizacijom od 15,3 odsto i prinosom od 5 odsto.

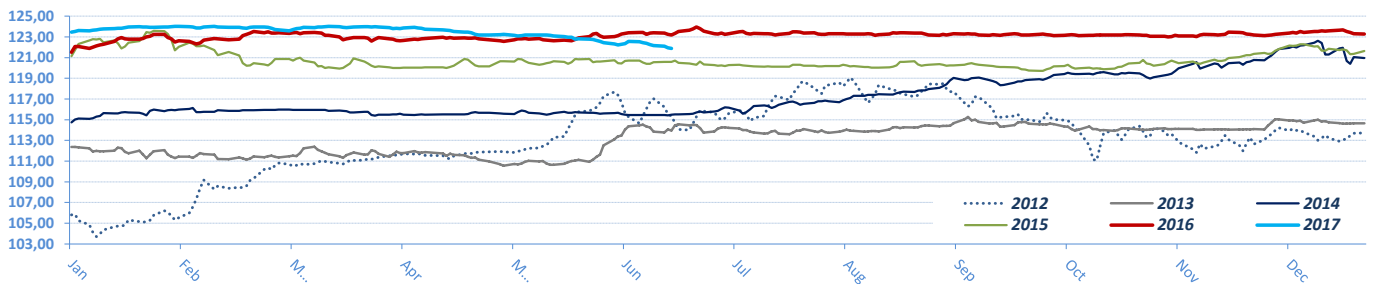
DEVIZNO TRŽIŠTE

EUR / RSD (Srednji kurs) ► 10 dana

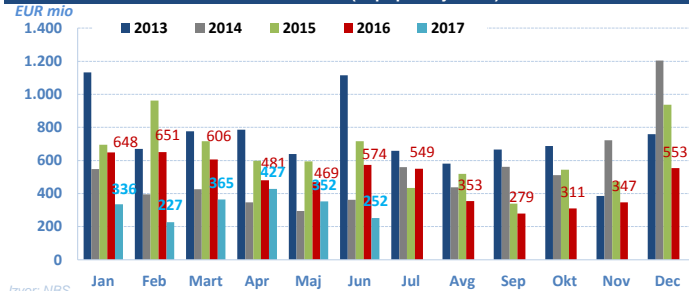


Izvor: NBS

EUR / RSD (Srednji kurs) ► Jan -

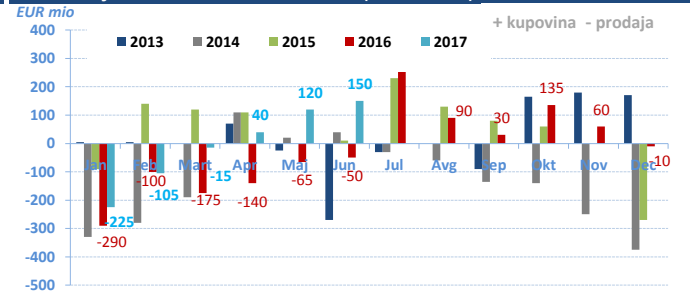


Promet na međubankarskom tržištu (kupoprodaja evra)

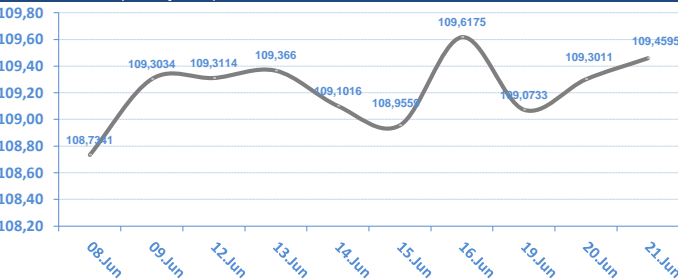


Izvor: NBS

Intervencije NBS na deviznom tržištu (Neto iznos)

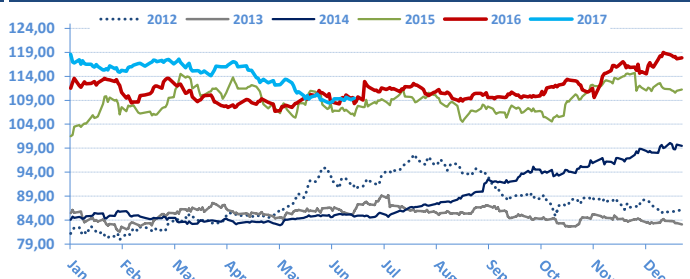


USD / RSD (Srednji kurs) ► 10 dana



Izvor: NBS

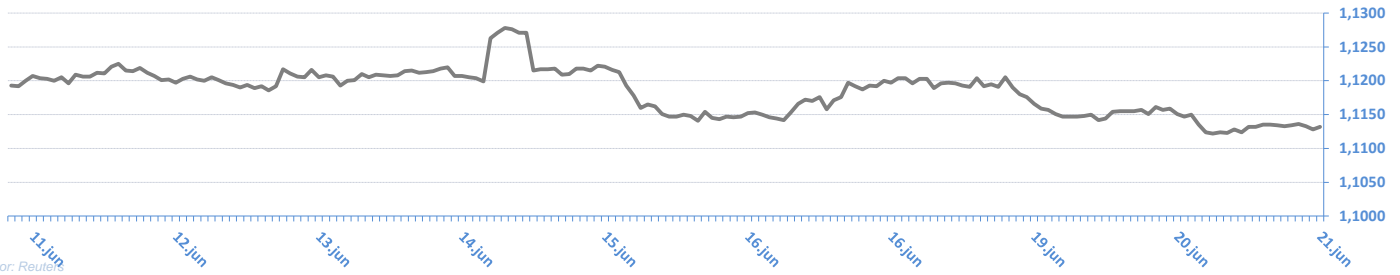
USD / RSD (Srednji kurs) ► Jan -



Mesečna promena				Godišnja promena					
	EUR/RSD	%	USD/RSD	%	EUR/RSD	%	USD/RSD	%	
01.06.17	122,5722	-0,50%	109,0209	-3,24%	21.06.17	121,8722	-1,28%	109,4595	-7,71%
03.05.17	123,1888	-0,56%	112,6658	-2,84%	04.01.17	123,4512	1,59%	118,6004	6,34%
03.04.17	123,8850	0,03%	115,9646	-1,13%	04.01.16	121,5145	0,30%	111,5324	9,90%
01.03.17	123,8434	-0,13%	117,2871	2,02%	05.01.15	121,1543	5,58%	101,4863	20,72%
01.02.17	124,0022	0,45%	114,9659	-3,06%	03.01.14	114,7559	2,14%	84,0641	-1,67%
04.01.17	123,4512	0,27%	118,6004	2,30%	03.01.13	112,3495	6,20%	85,4889	5,32%
01.12.16	123,1148	0,05%	115,9382	3,35%	04.01.12	105,7880	-0,21%	81,1693	2,16%
01.11.16	123,0563	-0,13%	112,1753	2,31%	04.01.11	106,0156	10,47%	79,4541	18,48%
03.10.16	123,2139	0,05%	109,6404	-0,70%	04.01.10	95,9679	7,17%	67,0635	4,25%
01.09.16	123,1498	-0,07%	110,4185	0,11%	05.01.09	89,5436	12,27%	64,3273	18,68%
01.08.16	123,2419	-0,03%	110,2934	-0,70%	03.01.08	79,7577	-0,05%	54,2016	-10,58%
01.07.16	123,2832	0,26%	111,0760	0,47%	04.01.07	79,8000	-7,21%	60,6153	-14,94%
01.06.16	122,9607		110,5563		04.01.06	86,0010		71,2629	

EUR / USD

► 10 dana

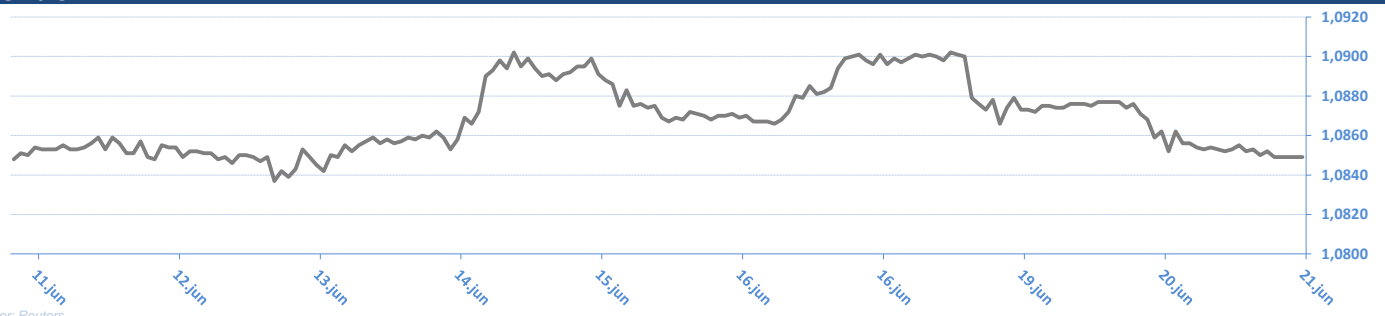


EUR / USD

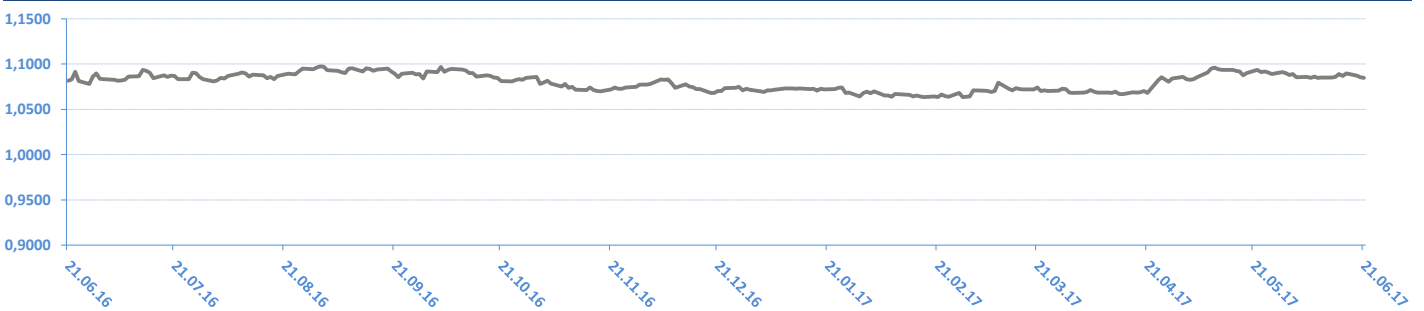


EUR / CHF

► 10 dana



EUR / CHF



21.06.2017 08:55:52

EUR / XX

Valutni par	Kupovni	Prodajni
EUR/USD	1,1132	1,1135
EUR/JPY	123,9000	123,9400
EUR/GBP	0,8827	0,8828
EUR/CHF	1,0848	1,0851
EUR/DKK	7,4384	7,4389
EUR/NOK	9,5066	9,5116
EUR/SEK	9,7772	9,7802
EUR/CAD	1,4782	1,4792
EUR/AUD	1,4718	1,4719
EUR/HUF	308,6600	308,9000
EUR/CZK	26,3040	26,3340
EUR/PLN	4,2432	4,2449
EUR/HRK	7,4130	7,4180
EUR/RUB	66,3070	66,3555
EUR/NZD	1,5397	1,5400

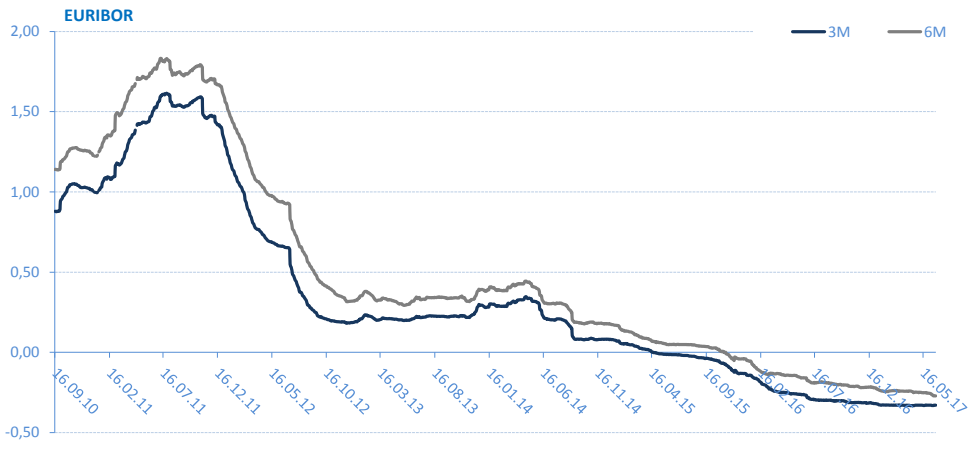
USD / XX

Valutni par	Kupovni	Prodajni
USD/EUR	0,8981	0,8981
USD/JPY	111,2800	111,3200
USD/GBP	0,7928	0,7929
USD/CHF	0,9745	0,9748
USD/DKK	6,6804	6,6814
USD/NOK	8,5384	8,5424
USD/SEK	8,7794	8,7834
USD/CAD	1,3279	1,3280
USD/AUD	1,3219	1,3221
USD/HUF	277,1900	277,4800
USD/CZK	23,6100	23,6450
USD/SKK	21,5460	21,6000
USD/PLN	3,8108	3,8120
USD/HRK	6,6580	6,6631
USD/RUB	59,5661	59,5859
USD/NZD	1,3826	1,3835

EURIBOR

SW	-0,378
2W	-0,371
1M	-0,372
3M	-0,329
6M	-0,271
1Y	-0,159

* Izvor: Reuters; Objavljeno prethodnog radnog dana



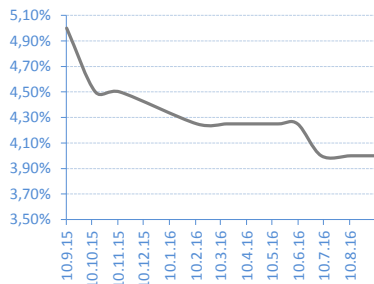
Kamatne stope Centralnih Banaka

CB	Kamatna stopa
USD	1,25
EUR	0,00
GBP	0,25
CAD	0,50
AUD	1,50
JPY	0,10

* Izvor: Reuters; Objavljeno prethodnog radnog dana

REFERENTNA KAMATNA STOPA NBS

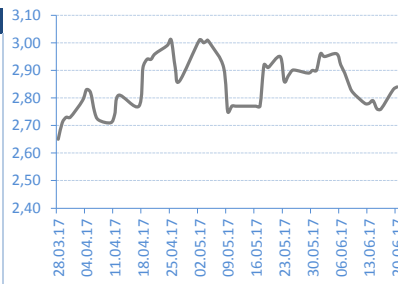
Date	Rate	Promena (%)
08.09.16	4,00%	0,00%
11.08.16	4,00%	0,00%
07.07.16	4,00%	-5,88%
09.06.16	4,25%	0,00%
17.05.16	4,25%	0,00%
07.04.16	4,25%	0,00%
17.03.16	4,25%	0,00%
11.02.16	4,25%	-5,56%
12.11.15	4,50%	0,00%
14.10.15	4,50%	0,00%



* Izvor: NBS

BEONIA

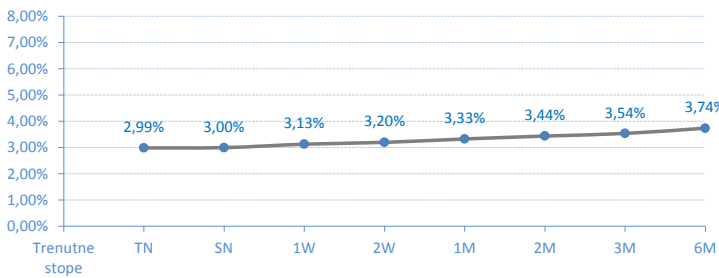
Date	Rate	Promena (%)
20.06.17	2,84%	0,35%
19.06.17	2,83%	2,54%
16.06.17	2,76%	0,00%
15.06.17	2,76%	-1,08%
14.06.17	2,79%	0,36%
13.06.17	2,78%	0,00%
12.06.17	2,78%	-1,42%
09.06.17	2,82%	-1,05%
08.06.17	2,85%	-1,38%
07.06.17	2,89%	



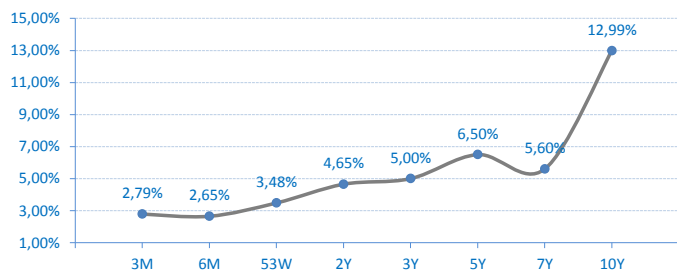
* Izvor: Reuters; Objavljeno prethodnog radnog dana

Kamatne stope/Prinos na tržištu

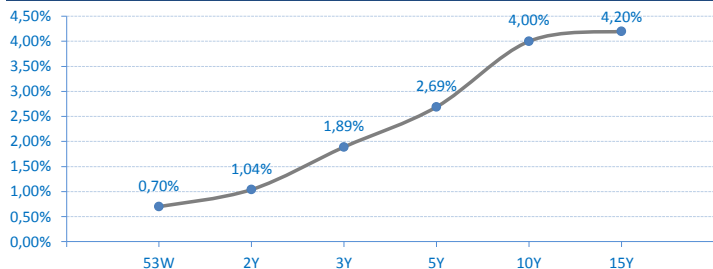
Belibor



Državne HOV Republike Srbije u Dinarima - prinosi sa poslednje aukcije



Državne HOV Republike Srbije u Evrima - prinosi sa poslednje aukcije

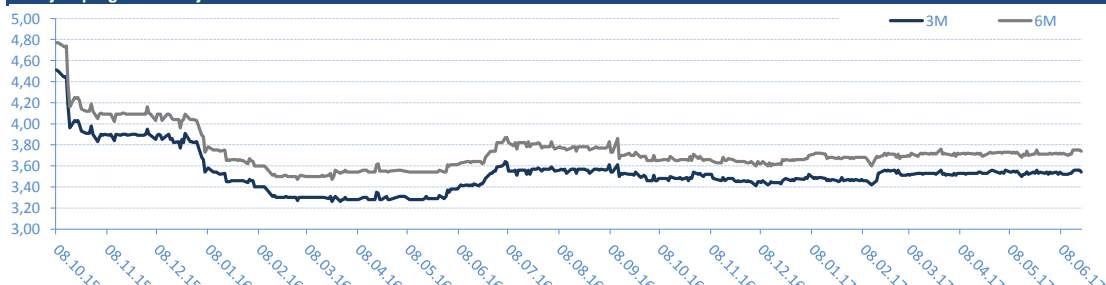


BELIBOR

Trenutne stope	
TN	2,99%
SN	3,00%
1W	3,13%
2W	3,20%
1M	3,33%
2M	3,44%
3M	3,54%
6M	3,74%

* Objavljeno prethodnog radnog dana

Istorijski pregled kretanja 6M i 3M Belibor-a

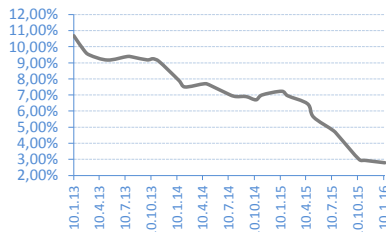


DRŽAVNE HOV Republike Srbije u Dinarima - primarna prodaja

* Izvor: MF - Trezor

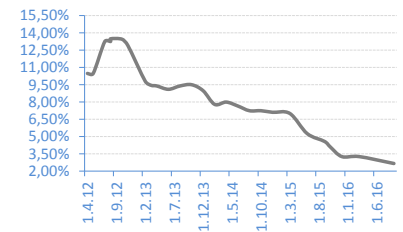
T-BILLS 3M - RSD

Datum	Stopa	Realizacija
14.01.16	2,79%	100,00%
05.11.15	2,94%	100,00%
15.10.15	3,00%	92,18%
06.08.15	4,40%	96,26%
16.07.15	4,79%	98,47%
07.05.15	5,63%	92,92%
16.04.15	6,45%	100,00%
05.02.15	6,95%	45,05%



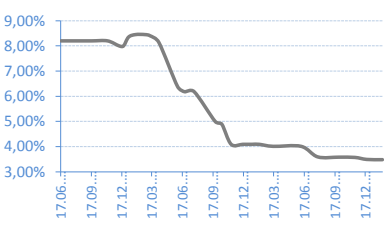
T-BILLS 6M - RSD

Datum	Stopa	Realizacija
01.09.16	2,65%	23,03%
03.03.16	3,25%	96,46%
03.12.15	3,25%	97,22%
08.10.15	4,09%	100,00%
03.09.15	4,57%	87,90%
04.06.15	5,25%	93,30%
05.03.15	7,00%	21,33%
04.12.14	7,10%	100,00%



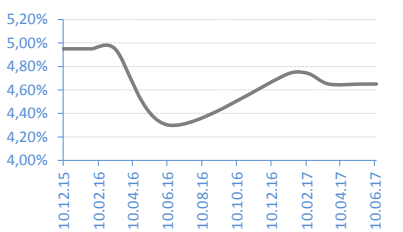
T-BILLS 53W - RSD

Datum	Stopa	Realizacija
06.02.17	3,48%	17,91%
21.12.16	3,49%	32,00%
15.11.16	3,57%	45,64%
28.09.16	3,58%	52,92%
27.07.16	3,59%	49,07%
07.06.16	4,01%	78,06%
15.03.16	4,01%	16,73%
02.02.16	4,09%	63,42%



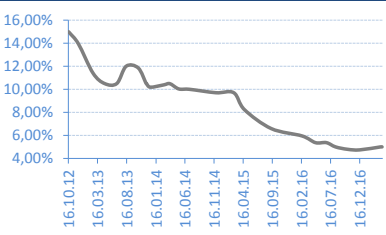
G-BONDS 2Y - RSD

Datum	Stopa	Realizacija
13.06.17	4,65%	51,56%
16.05.17	4,65%	43,95%
21.03.17	4,65%	100,00%
13.02.17	4,74%	78,80%
10.01.17	4,74%	23,25%
13.06.16	4,30%	95,67%
10.03.16	4,95%	56,41%
28.01.16	4,95%	38,44%



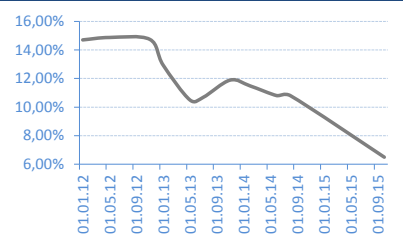
G-BONDS 3Y - RSD

Datum	Stopa	Realizacija
11.04.17	5,00%	15,30%
03.04.17	5,00%	14,02%
15.12.16	4,74%	91,48%
13.10.16	4,79%	55,21%
11.08.16	5,00%	81,81%
24.06.16	5,37%	11,36%
28.04.16	5,37%	20,70%
18.02.16	5,95%	105,26%



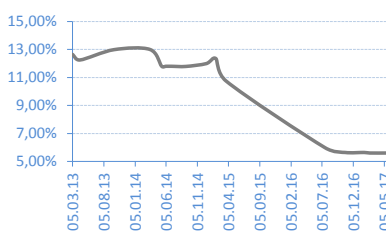
G-BONDS 5Y - RSD

Datum	Stopa	Realizacija
20.10.15	6,50%	69,94%
19.08.14	10,80%	60,89%
25.06.14	10,80%	57,49%
04.02.14	11,48%	31,29%
19.11.13	11,89%	99,01%
23.07.13	10,69%	7,34%
28.05.13	10,50%	25,31%
22.01.13	12,94%	100,00%



G-BONDS 7Y - RSD

Datum	Stopa	Realizacija
17.05.17	5,60%	43,41%
23.02.17	5,60%	8,49%
26.01.17	5,64%	9,66%
25.10.16	5,64%	93,74%
19.07.16	5,98%	94,41%
24.03.15	10,75%	100,00%
03.02.15	12,34%	78,28%
17.12.14	11,99%	100,00%



G-BONDS 10Y - RSD

Datum	Stopa	Realizacija
21.10.14	12,99%	93,26%

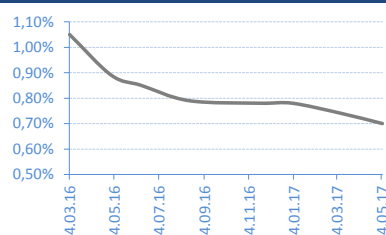


DRŽAVNE HOV Republike Srbije u Evrima - primarna prodaja

* Izvor: MF - Trezor

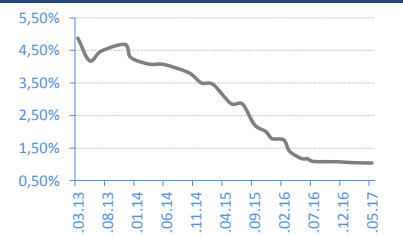
T-BILLS 53W - EUR

Datum	Stopa	Realizacija
15.05.17	0,70%	91,30%
20.03.17	0,74%	60,00%
12.01.17	0,78%	46,20%
29.11.16	0,78%	100,00%
24.08.16	0,79%	100,00%
20.06.16	0,85%	100,00%
10.05.16	0,89%	100,00%
14.03.16	1,05%	100,00%



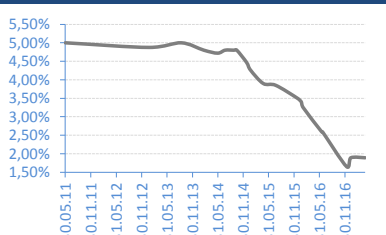
G-BONDS 2Y - EUR

Datum	Stopa	Realizacija
23.05.17	1,04%	99,00%
14.02.17	1,05%	95,35%
06.12.16	1,07%	66,00%
04.11.16	1,08%	23,00%
28.07.16	1,09%	46,01%
21.06.16	1,18%	53,58%
09.06.16	1,18%	35,00%
12.05.16	1,18%	100,00%



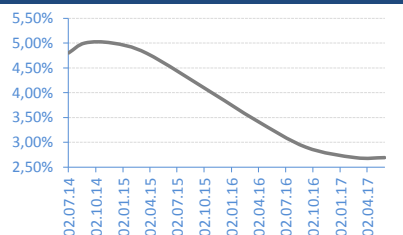
G-BONDS 3Y - EUR

Datum	Stopa	Realizacija
24.04.17	1,89%	100,00%
11.01.17	1,89%	57,90%
12.12.16	1,65%	96,43%
22.06.16	2,59%	34,24%
16.06.16	2,59%	99,88%
03.02.16	3,25%	100,00%
21.01.16	3,40%	76,75%
24.12.15	3,50%	46,33%



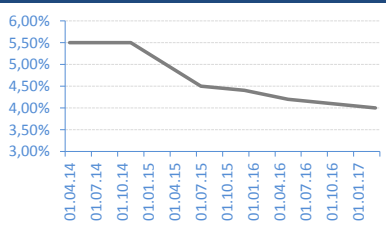
G-BONDS 5Y - EUR

Datum	Stopa	Realizacija
31.05.17	2,69%	100,00%
21.02.17	2,69%	98,40%
08.09.16	2,90%	100,00%
22.03.16	3,45%	100,00%
27.10.15	4,00%	100,00%
23.03.15	4,79%	82,95%
26.11.14	5,00%	59,99%
26.08.14	5,00%	21,12%



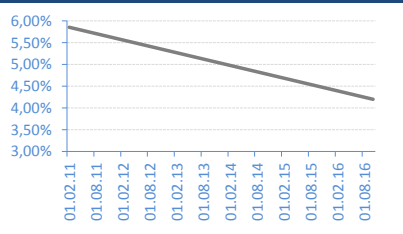
G-BONDS 10Y - EUR

Datum	Stopa	Realizacija
15.03.17	4,00%	65,60%
25.05.16	4,20%	96,00%
04.12.15	4,40%	100,00%
28.07.15	4,50%	76,77%
19.11.14	5,50%	100,00%



G-BONDS 15Y - EUR

Datum	Stopa	Realizacija
19.10.16	4,20%	100,00%
14.02.11	5,85%	48,68%



AKCIJE - REGULISANO TRŽIŠTE

Najtrgovanije HOV

	Simbol	Cena	% Promena	Open	Max	Min	Broj trans	Obim	Promet RSD
Energoprojekt holding a.d. Beograd	ENHL	1.443	0,91%	1.431	1.450	1.431	33	2.932	4.229.788
NIS a.d. Novi Sad	NIIS	650	-3,99%	677	677	645	39	2.314	1.506.855
Aerodrom Nikola Tesla a.d. Beograd	AERO	1.296	0,08%	1.295	1.306	1.290	81	690	894.343
Energoprojekt Entel a.d. Beograd	EPEN	13.269	4,44%	13.249	13.500	13.249	3	39	517.490
Metalac a.d. Gornji Milanovac	MTLC	1.752	0,00%	1.751	1.752	1.751	3	160	280.237

Dobitnici

	Simbol	Cena	% Promena	Open	Max	Min	Broj trans	Obim	Promet RSD
Energoprojekt Entel a.d. Beograd	EPEN	13.269	4,44%	13.249	13.500	13.249	3	39	517.490
Energoprojekt holding a.d. Beograd	ENHL	1.443	0,91%	1.431	1.450	1.431	33	2.932	4.229.788
Aerodrom Nikola Tesla a.d. Beograd	AERO	1.296	0,08%	1.295	1.306	1.290	81	690	894.343

Gubitnici

	Simbol	Cena	% Promena	Open	Max	Min	Broj trans	Obim	Promet RSD
Komercijalna banka a.d. Beograd	KMBNPB	800	-11,11%	771	829	771	3	3	2.400
NIS a.d. Novi Sad	NIIS	650	-3,99%	677	677	645	39	2.314	1.506.855
Impol Seval a.d. Sevojno	IMPL	3.450	-1,17%	3.450	3.450	3.450	4	76	262.200
Komercijalna banka a.d. Beograd	KMBN	1.765	-0,17%	1.765	1.765	1.765	2	30	52.950

AKCIJE - MTP

Najtrgovanije HOV

	Simbol	Cena	% Promena	Ponuda	Tražnja	Broj	Obim	Promet RSD
Kluz Padobrani a.d. Beograd	KLZP	98	50,77%	4797	4803	1	4.797	470.106
Sunce a.d. Sombor	SNCE	2.800	-3,45%	1345	100	9	100	280.000
Dijamant a.d. Zrenjanin	DJMN	40.001	-10,31%	52	9	2	5	200.005
Crvenka fabrika secera a.d. Crvenka	CRFS	11.000	0,00%	52	15	3	15	165.000
Graditelj a.d. Beograd - Zeleznik	GRDB	850	0,00%	348	200	1	188	159.800

Dobitnici

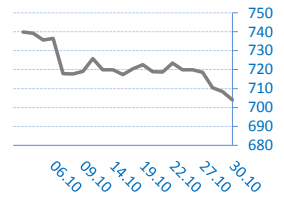
	Simbol	Cena	% Promena	Ponuda	Tražnja	Broj	Obim	Promet RSD
Kluz Padobrani a.d. Beograd	KLZP	98	50,77%	4797	4803	1	4.797	470.106

Gubitnici

	Simbol	Cena	% Promena	Ponuda	Tražnja	Broj	Obim	Promet RSD
Dijamant a.d. Zrenjanin	DJMN	40001	-10,31%	52	9	2	5	200.005
Sunce a.d. Sombor	SNCE	2800	-3,45%	1345	100	9	100	280.000

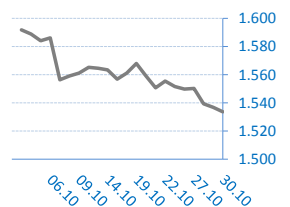
BELEX15

Vrednost	703,95
Promena	-4,44
%	-0,63%



BELEXline

Vrednost	1.533,60
Promena	-3,19
%	-0,21%



Kontakti:

Srđan Tomašević

srđjan.tomasevic@erstebank.rs
Devizno tržište
011/220 9116

Dušan Stević

dusan.stevic@erstebank.rs
Devizno tržište
011/220 9118

Danijela Stojanović

danijela.stojanovic@erstebank.rs
Devizno tržište
011/ 220 9132

Nenad Đurović

nenad.djurovic@erstebank.rs
Novčano tržište
011/ 220 9115

Aleksandra Parčetić

aleksandra.parcetic@erstebank.rs

Marija Đorđević

marija.djordjevic@erstebank.rs

Brokersko poslovanje - Hartije od vrednosti Brokersko poslovanje - Hartije od vrednosti

011/220 9159

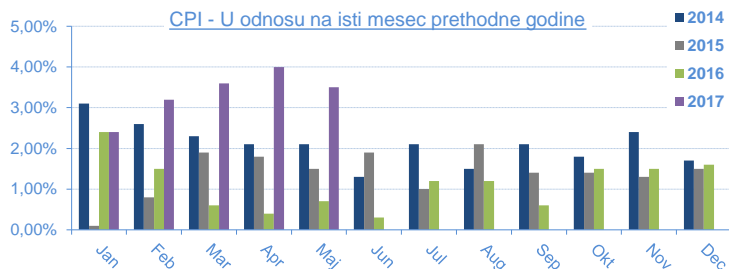
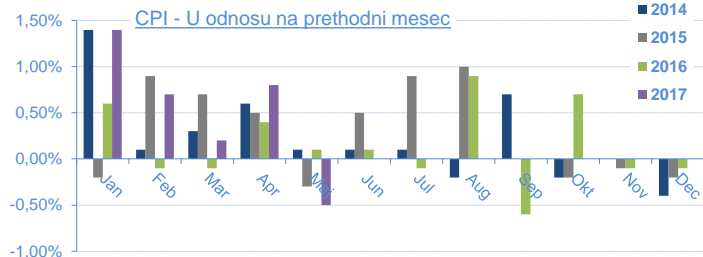
011/220 9181
011/220 9110

Izveštaj sačinio Sektor sredstava / Odeljenje Middle office

Informacije i cene iz ovog pregleda dobijene su iz izvora za koje verujemo da su pouzdani ali ne garantujemo njihovu tačnost i potpunost. Navedene informacije su važeće samo u trenutku njihovog sastavljanja a objavljuju se u ciju opšteg informisanja, pri čemu ne predstavljaju bilo kakav oblik investicionog saveta niti preporuke za investiranje niti na bilo koji način obavezuju Erste Bank ad Novi Sad u pogledu odgovornosti za štetu nastalu upotrebom informacija iz ovog pregleda.

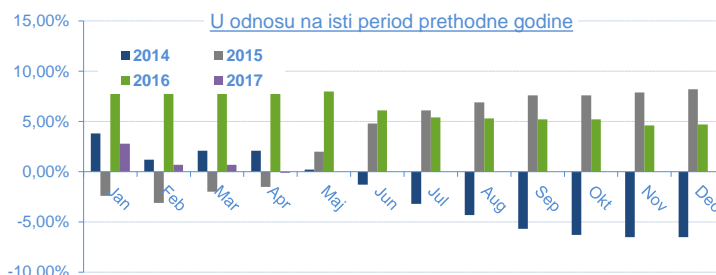
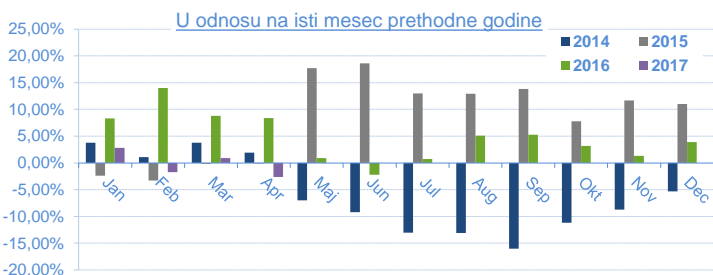
Indeks potrošačkih cena (Consumer Price Index - CPI)

	Jan	Feb	Mar	Apr	Maj	Jun	Jul	Aug	Sep	Okt	Nov	Dec
U odnosu na prethodni mesec	1,40%	0,70%	0,20%	0,80%	-0,50%							
U odnosu na isti mesec 2016.	2,40%	3,20%	3,60%	4,00%	3,50%							
U odnosu na decembar 2016.	1,40%	2,20%	2,40%	3,20%	2,70%							
Datum objavljivanja	23.02.17	13.03.17	12.04.17	12.05.17	12.06.17							



INDUSTRIJSKA PROIZVODNJA

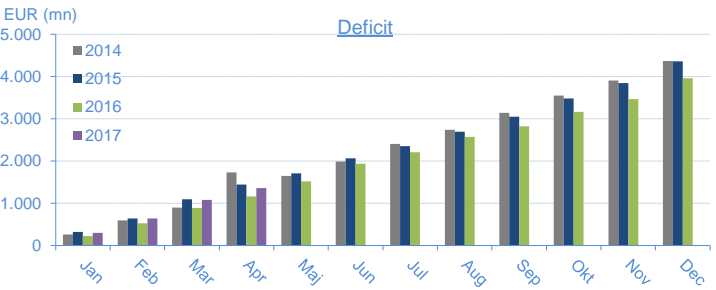
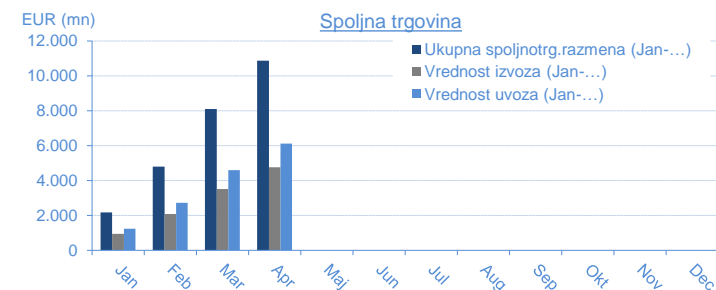
	Jan	Feb	Mar	Apr	Maj	Jun	Jul	Aug	Sep	Okt	Nov	Dec
U odnosu na isti mesec 2016	2,80%	-1,70%	0,90%	-2,60%								
U odnosu na isti period 2016 (jan-...)	2,80%	0,70%	0,70%	-0,10%								
U odnosu na prosek 2016	12,70%	-8,20%	6,00%	-0,90%								
Datum objavljivanja	28.02.17	03.04.17	28.04.17	31.05.17								



SPOLJNOTRGOVINSKA ROBNA RAZMENA

* u eur mln

Mesec	Jan	Feb	Mar	Apr	Maj	Jun	Jul	Aug	Sep	Okt	Nov	Dec
Ukupna spoljnotrg.razmena (Jan-...)	2.173,70	4.793,20	8.100,60	10.877,00								
Promena (u odnosu na isti period 2016.)	13,20%	10,30%	14,70%	12,50%								
Vrednost izvoza (Jan-...)	937,00	2.075,60	3.510,20	4.756,90								
Promena (u odnosu na isti period 2016.)	10,10%	8,50%	13,60%	11,80%								
Vrednost uvoza (Jan-...)	1.236,70	2.717,60	4.590,40	6.120,10								
Promena (u odnosu na isti period 2016.)	15,60%	11,70%	15,50%	13,00%								
Deficit (jan-...)	299,70	642,00	1.080,30	1.363,20								
Promena (u odnosu na isti period 2016.)	36,90%	23,70%	22,20%	17,50%								
Pokrivenost uvoza izvozom	75,70%	76,40%	76,50%	77,70%								
Datum objavljivanja	17.03.17	03.04.17	28.04.17	31.05.17								



BUDŽETSKI DEFICIT

* u rsd mln

Budžetski deficit u 2016.	-7.947,12
Januar 2017	19.003,70
Februar 2017	-7.494,12
Mart 2017	-4.356,63
April 2017	3.554,20
Maj 2017	
Jun 2017	
Jul 2017	
Avgust 2017	
Septembar 2017	
Oktobar 2017	
Novembar 2017	
Decembar 2017	
Budžetski deficit u 2017.	10.707,15
Planirani deficit u 2017.	-69.100,00
Ostvarenje plana	-15,50%
Datum ažuriranja	01.06.17

