

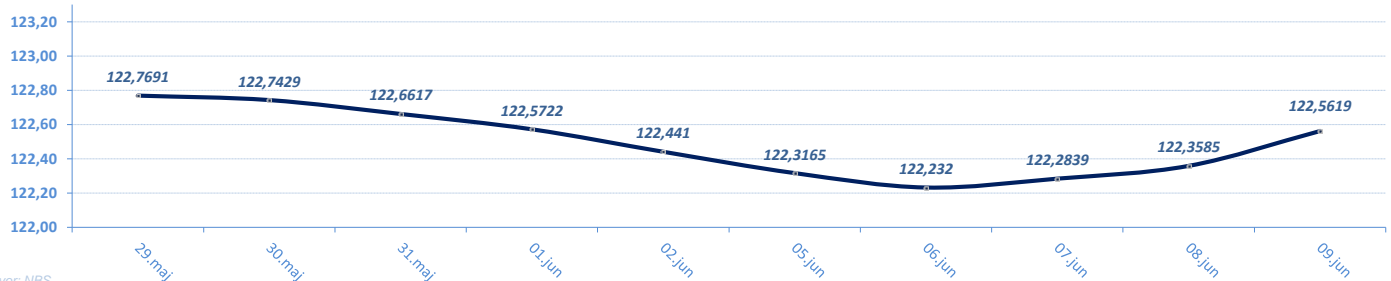
VESTI

► **SREDNJI KURS EUR/RSD**: Dinar **oslabio u odnosu na evro za 0,2034** srednji kurs **122,5619**. Obim međubankarske trgovine evrom na dan 8. Juna do 12:30h iznosio je 15,5 milion evra. NBS nije intervenisala na međubankarskom deviznom tržištu (od početka godine ukupno prodala 345 miliona evra i kupila 235 miliona evra).

► **BEOGRADSKA BERZA**: Indeksi zabeležili pad vrednosti, **BELEX15 manji za 0,5** odsto, **BELEXlajn za 0,57** odsto. **Promet manji** u odnosu na prethodni dan, na regulisanom tržištu najviše trgovano akcijama **Energoprojekt holdinga, NIS-a, Alfa Plama, Energoprojekt industrije i Aerodroma Nikola Tesla**.

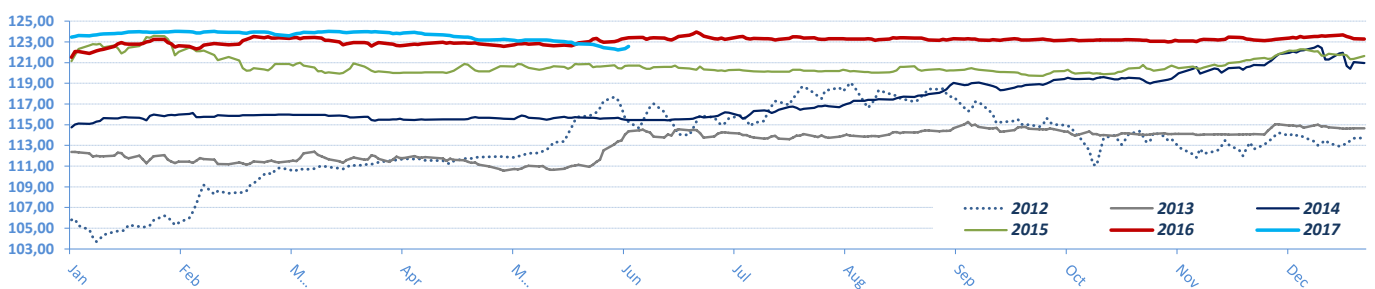
DEVIZNO TRŽIŠTE

EUR / RSD (Srednji kurs) ► 10 dana

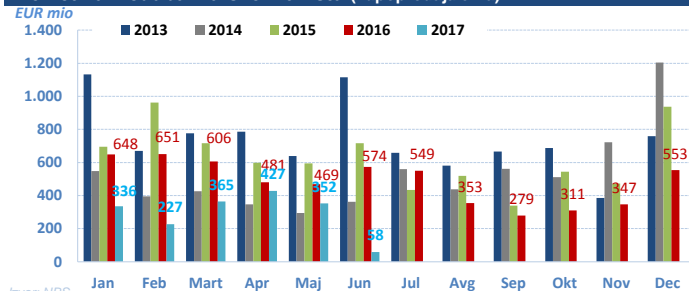


Izvor: NBS

EUR / RSD (Srednji kurs) ► Jan -

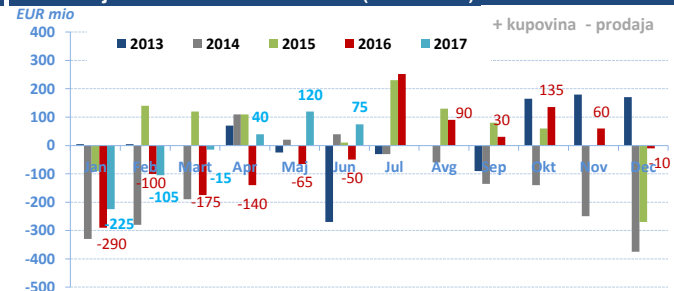


Promet na međubankarskom tržištu (kupoprodaja evra)

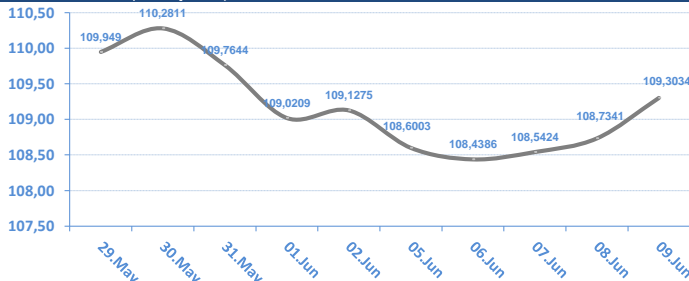


Izvor: NBS

Intervencije NBS na deviznom tržištu (Neto iznos)

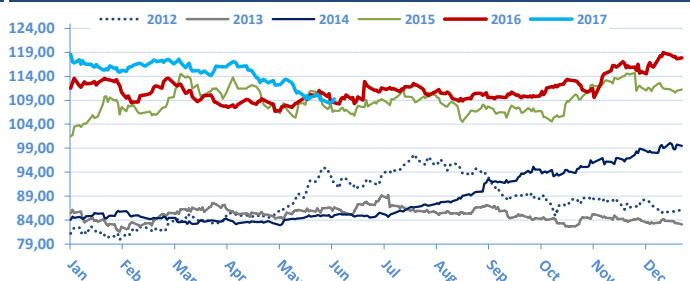


USD / RSD (Srednji kurs) ► 10 dana



Izvor: NBS

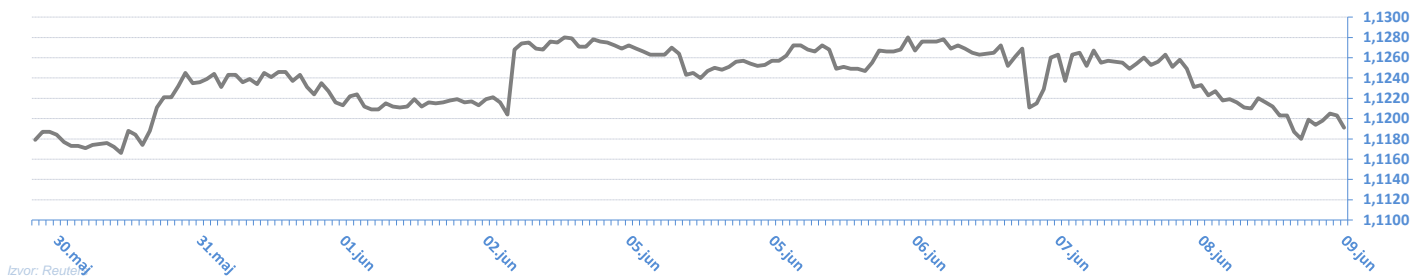
USD / RSD (Srednji kurs) ► Jan -



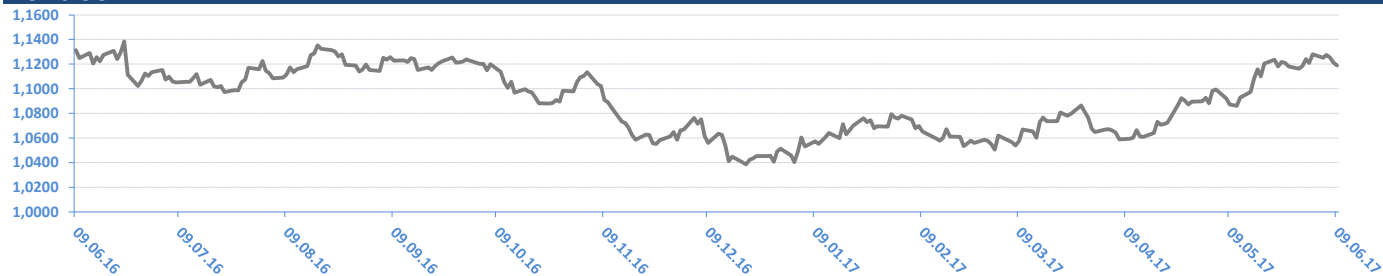
Mesečna promena				Godišnja promena					
Datum	EUR/RSD	%	USD/RSD	%	Datum	EUR/RSD	%	USD/RSD	%
01.06.17	122,5722	-0,50%	109,0209	-3,24%	09.06.17	122,5619	-0,72%	109,3034	-7,84%
03.05.17	123,1888	-0,56%	112,6658	-2,84%	04.01.17	123,4512	1,59%	118,6004	6,34%
03.04.17	123,8850	0,03%	115,9646	-1,13%	04.01.16	121,5145	0,30%	111,5324	9,90%
01.03.17	123,8434	-0,13%	117,2871	2,02%	05.01.15	121,1543	5,58%	101,4863	20,72%
01.02.17	124,0022	0,45%	114,9659	-3,06%	03.01.14	114,7559	2,14%	84,0641	-1,67%
04.01.17	123,4512	0,27%	118,6004	2,30%	03.01.13	112,3495	6,20%	85,4889	5,32%
01.12.16	123,1148	0,05%	115,9382	3,35%	04.01.12	105,7880	-0,21%	81,1693	2,16%
01.11.16	123,0563	-0,13%	112,1753	2,31%	04.01.11	106,0156	10,47%	79,4541	18,48%
03.10.16	123,2139	0,05%	109,6404	-0,70%	04.01.10	95,9679	7,17%	67,0635	4,25%
01.09.16	123,1498	-0,07%	110,4185	0,11%	05.01.09	89,5436	12,27%	64,3273	18,68%
01.08.16	123,2419	-0,03%	110,2934	-0,70%	03.01.08	79,7577	-0,05%	54,2016	-10,58%
01.07.16	123,2832	0,26%	111,0760	0,47%	04.01.07	79,8000	-7,21%	60,6153	-14,94%
01.06.16	122,9607		110,5563		04.01.06	86,0010		71,2629	

EUR / USD

► 10 dana

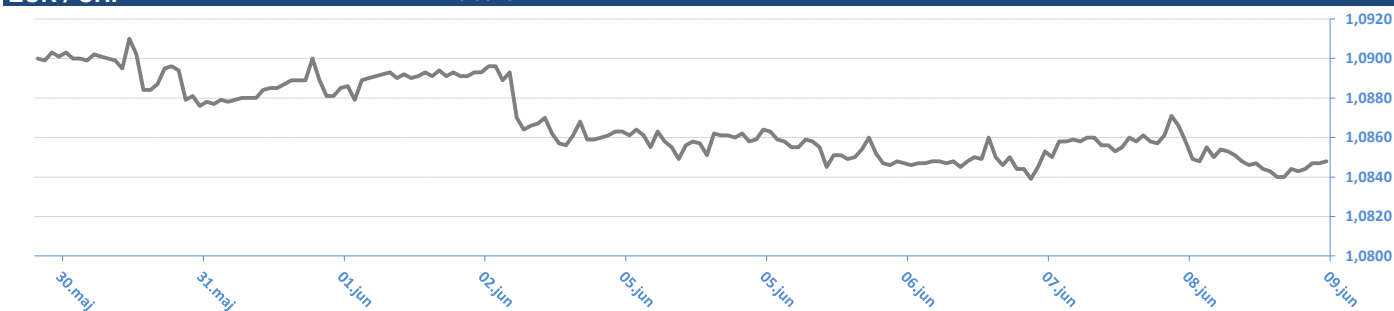


EUR / USD

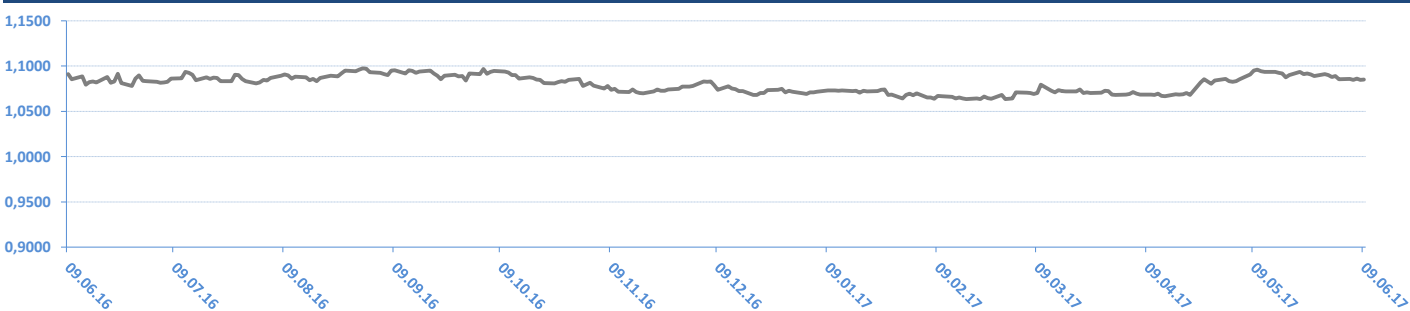


EUR / CHF

► 10 dana



EUR / CHF



09.06.2017 08:56:40

EUR / XX

Valutni par	Kupovni	Prodajni
EUR/USD	1,1190	1,1192
EUR/JPY	123,5600	123,6100
EUR/GBP	0,8839	0,8843
EUR/CHF	1,0848	1,0853
EUR/DKK	7,4378	7,4383
EUR/NOK	9,5345	9,5390
EUR/SEK	9,7661	9,7706
EUR/CAD	1,5136	1,5137
EUR/AUD	1,4847	1,4849
EUR/HUF	308,0000	308,3500
EUR/CZK	26,2840	26,3140
EUR/PLN	4,2061	4,2085
EUR/HRK	7,4169	7,4220
EUR/RUB	63,7995	63,8499
EUR/NZD	1,5525	1,5530

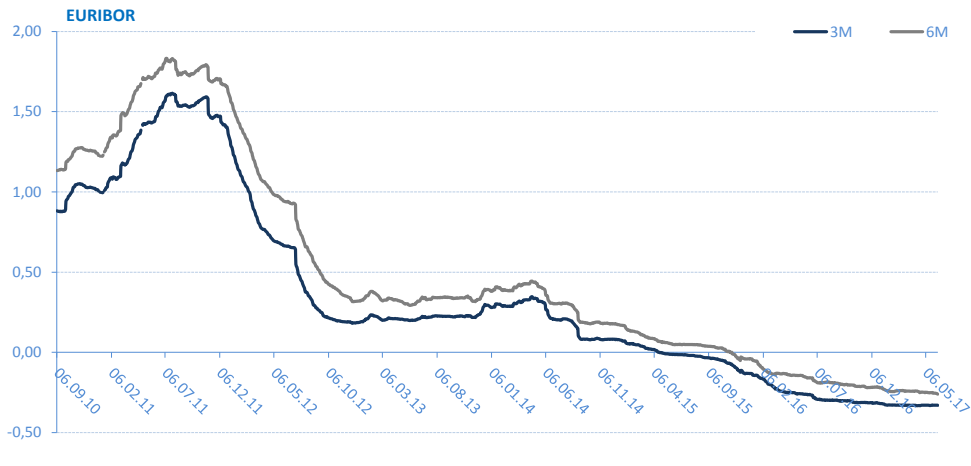
USD / XX

Valutni par	Kupovni	Prodajni
USD/EUR	0,8935	0,8935
USD/JPY	110,4200	110,4300
USD/GBP	0,7900	0,7900
USD/CHF	0,9693	0,9697
USD/DKK	6,6453	6,6463
USD/NOK	8,5195	8,5225
USD/SEK	8,7266	8,7296
USD/CAD	1,3522	1,3527
USD/AUD	1,3263	1,3270
USD/HUF	275,3000	275,4200
USD/CZK	23,4660	23,5060
USD/SKK	21,5460	21,6000
USD/PLN	3,7585	3,7600
USD/HRK	6,6270	6,6321
USD/RUB	57,0073	57,0337
USD/NZD	1,3873	1,3875

EURIBOR

SW	-0,379
2W	-0,372
1M	-0,374
3M	-0,330
6M	-0,260
1Y	-0,134

* Izvor: Reuters; Objavljeno prethodnog radnog dana



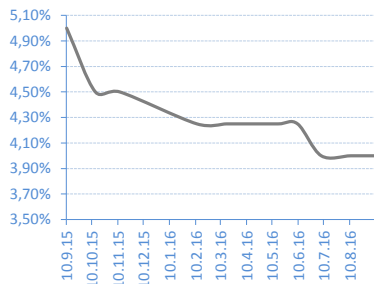
Kamatne stope Centralnih Banaka

CB	Kamatna stopa
USD	1,00
EUR	0,00
GBP	0,25
CAD	0,50
AUD	1,50
JPY	0,10

* Izvor: Reuters; Objavljeno prethodnog radnog dana

REFERENTNA KAMATNA STOPA NBS

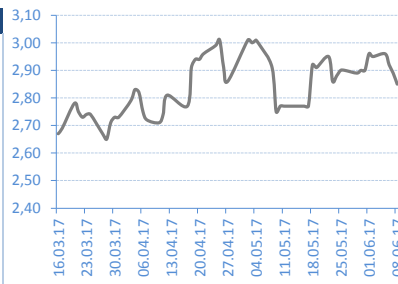
Date	Rate	Promena (%)
08.09.16	4,00%	0,00%
11.08.16	4,00%	0,00%
07.07.16	4,00%	-5,88%
09.06.16	4,25%	0,00%
17.05.16	4,25%	0,00%
07.04.16	4,25%	0,00%
17.03.16	4,25%	0,00%
11.02.16	4,25%	-5,56%
12.11.15	4,50%	0,00%
14.10.15	4,50%	0,00%



* Izvor: NBS

BEONIA

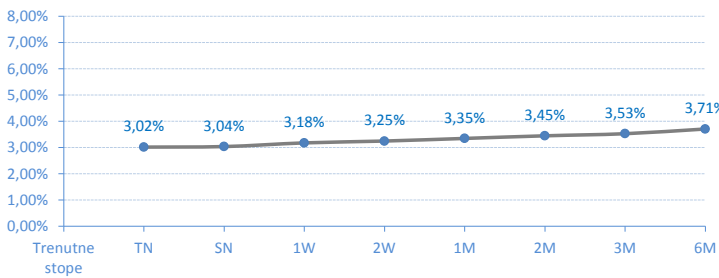
Date	Rate	Promena (%)
08.06.17	2,85%	-1,38%
07.06.17	2,89%	-1,03%
06.06.17	2,92%	-1,35%
05.06.17	2,96%	0,34%
02.06.17	2,95%	-0,34%
01.06.17	2,96%	2,07%
31.05.17	2,90%	0,00%
30.05.17	2,90%	0,35%
29.05.17	2,89%	-0,34%
26.05.17	2,90%	0,00%



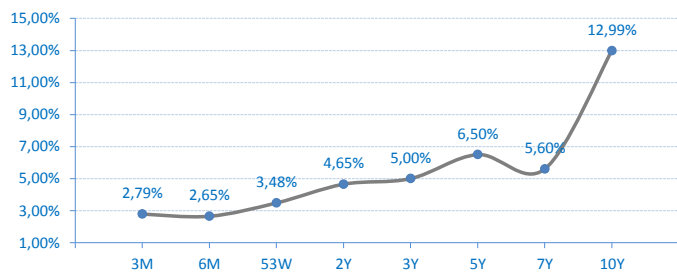
* Izvor: Reuters; Objavljeno prethodnog radnog dana

Kamatne stope/Prinos na tržištu

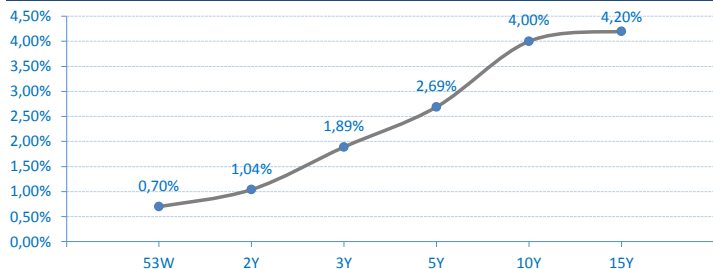
Belibor



Državne HOV Republike Srbije u Dinarima - prinosi sa poslednje aukcije



Državne HOV Republike Srbije u Evrima - prinosi sa poslednje aukcije

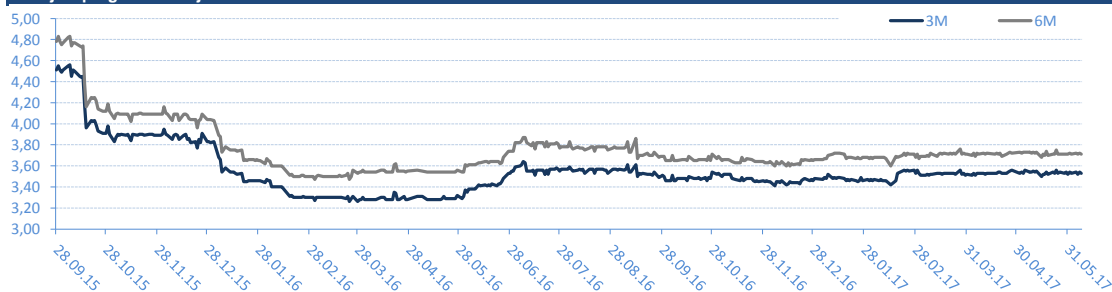


BELIBOR

Trenutne stope	
TN	3,02%
SN	3,04%
1W	3,18%
2W	3,25%
1M	3,35%
2M	3,45%
3M	3,53%
6M	3,71%

* Objavljeno prethodnog radnog dana

Istorijski pregled kretanja 6M i 3M Belibor-a

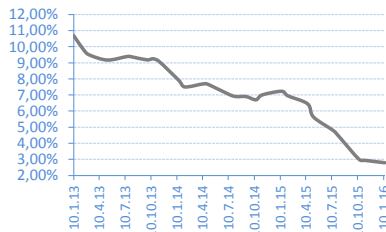


DRŽAVNE HOV Republike Srbije u Dinarima - primarna prodaja

* Izvor: MF - Trezor

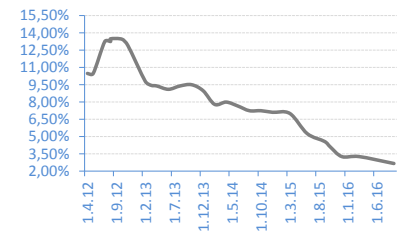
T-BILLS 3M - RSD

Datum	Stopa	Realizacija
14.01.16	2,79%	100,00%
05.11.15	2,94%	100,00%
15.10.15	3,00%	92,18%
06.08.15	4,40%	96,26%
16.07.15	4,79%	98,47%
07.05.15	5,63%	92,92%
16.04.15	6,45%	100,00%
05.02.15	6,95%	45,05%



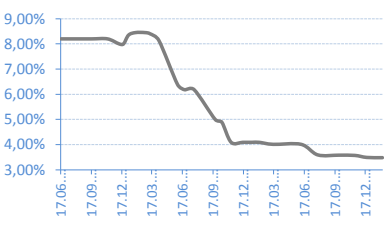
T-BILLS 6M - RSD

Datum	Stopa	Realizacija
01.09.16	2,65%	23,03%
03.03.16	3,25%	96,46%
03.12.15	3,25%	97,22%
08.10.15	4,09%	100,00%
03.09.15	4,57%	87,90%
04.06.15	5,25%	93,30%
05.03.15	7,00%	21,33%
04.12.14	7,10%	100,00%



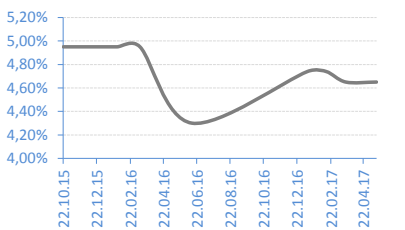
T-BILLS 53W - RSD

Datum	Stopa	Realizacija
06.02.17	3,48%	17,91%
21.12.16	3,49%	32,00%
15.11.16	3,57%	45,64%
28.09.16	3,58%	52,92%
27.07.16	3,59%	49,07%
07.06.16	4,01%	78,06%
15.03.16	4,01%	16,73%
02.02.16	4,09%	63,42%



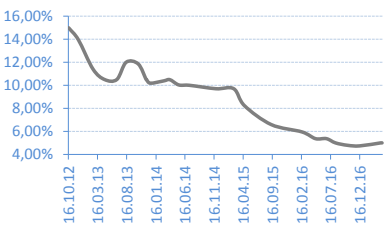
G-BONDS 2Y - RSD

Datum	Stopa	Realizacija
16.05.17	4,65%	43,95%
21.03.17	4,65%	100,00%
13.02.17	4,74%	78,80%
10.01.17	4,74%	23,25%
13.06.16	4,30%	95,67%
10.03.16	4,95%	56,41%
28.01.16	4,95%	38,44%
10.12.15	4,95%	94,97%



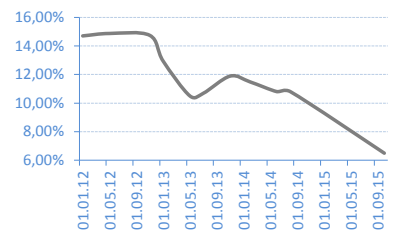
G-BONDS 3Y - RSD

Datum	Stopa	Realizacija
11.04.17	5,00%	15,30%
03.04.17	5,00%	14,02%
15.12.16	4,74%	91,48%
13.10.16	4,79%	55,21%
11.08.16	5,00%	81,81%
24.06.16	5,37%	11,36%
28.04.16	5,37%	20,70%
18.02.16	5,95%	105,26%



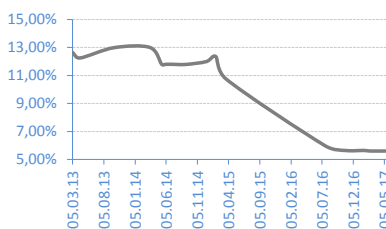
G-BONDS 5Y - RSD

Datum	Stopa	Realizacija
20.10.15	6,50%	69,94%
19.08.14	10,80%	60,89%
25.06.14	10,80%	57,49%
04.02.14	11,48%	31,29%
19.11.13	11,89%	99,01%
23.07.13	10,69%	7,34%
28.05.13	10,50%	25,31%
22.01.13	12,94%	100,00%



G-BONDS 7Y - RSD

Datum	Stopa	Realizacija
17.05.17	5,60%	43,41%
23.02.17	5,60%	8,49%
26.01.17	5,64%	9,66%
25.10.16	5,64%	93,74%
19.07.16	5,98%	94,41%
24.03.15	10,75%	100,00%
03.02.15	12,34%	78,28%
17.12.14	11,99%	100,00%



G-BONDS 10Y - RSD

Datum	Stopa	Realizacija
21.10.14	12,99%	93,26%

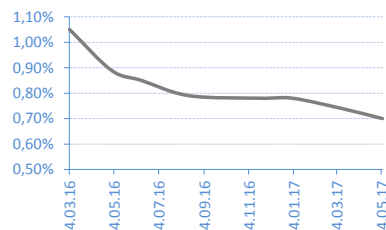


DRŽAVNE HOV Republike Srbije u Evrima - primarna prodaja

* Izvor: MF - Trezor

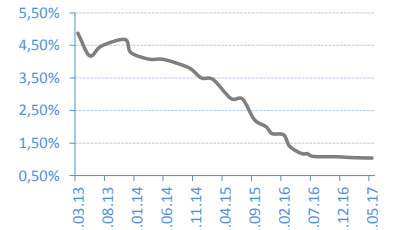
T-BILLS 53W - EUR

Datum	Stopa	Realizacija
15.05.17	0,70%	91,30%
20.03.17	0,74%	60,00%
12.01.17	0,78%	46,20%
29.11.16	0,78%	100,00%
24.08.16	0,79%	100,00%
20.06.16	0,85%	100,00%
10.05.16	0,89%	100,00%
14.03.16	1,05%	100,00%



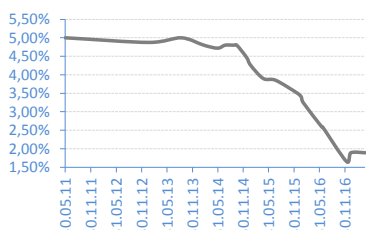
G-BONDS 2Y - EUR

Datum	Stopa	Realizacija
23.05.17	1,04%	99,00%
14.02.17	1,05%	95,35%
06.12.16	1,07%	66,00%
04.11.16	1,08%	23,00%
28.07.16	1,09%	46,01%
21.06.16	1,18%	53,58%
09.06.16	1,18%	35,00%
12.05.16	1,18%	100,00%



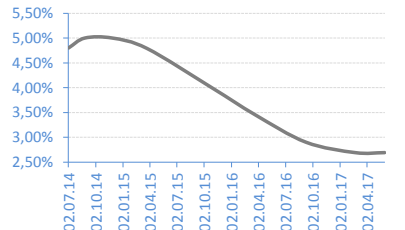
G-BONDS 3Y - EUR

Datum	Stopa	Realizacija
24.04.17	1,89%	100,00%
11.01.17	1,89%	57,90%
12.12.16	1,65%	96,43%
22.06.16	2,59%	34,24%
16.06.16	2,59%	99,88%
03.02.16	3,25%	100,00%
21.01.16	3,40%	76,75%
24.12.15	3,50%	46,33%



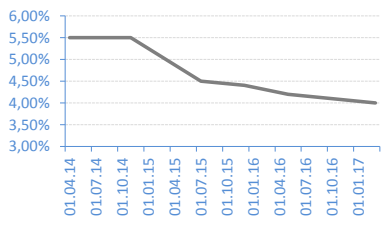
G-BONDS 5Y - EUR

Datum	Stopa	Realizacija
31.05.17	2,69%	100,00%
21.02.17	2,69%	98,40%
08.09.16	2,90%	100,00%
22.03.16	3,45%	100,00%
27.10.15	4,00%	100,00%
23.03.15	4,79%	82,95%
26.11.14	5,00%	59,99%
26.08.14	5,00%	21,12%



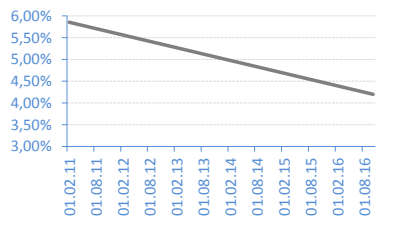
G-BONDS 10Y - EUR

Datum	Stopa	Realizacija
15.03.17	4,00%	65,60%
25.05.16	4,20%	96,00%
04.12.15	4,40%	100,00%
28.07.15	4,50%	76,77%
19.11.14	5,50%	100,00%



G-BONDS 15Y - EUR

Datum	Stopa	Realizacija
19.10.16	4,20%	100,00%
14.02.11	5,85%	48,68%



AKCIJE - REGULISANO TRŽIŠTE

Najtrgovanije HOV

	Simbol	Cena	% Promena	Open	Max	Min	Broj trans	Obim	Promet RSD
NIS a.d. Novi Sad	NIIS	704	-1,26%	710	713	681	36	4.751	3.345.530
Energoprojekt holding a.d. Beograd	ENHL	1.447	-0,75%	1.450	1.450	1.401	18	1.935	2.799.674
Alfa plam a.d. Vranje	ALFA	35.100	0,28%	35.100	35.100	35.100	2	37	1.298.700
Aerodrom Nikola Tesla a.d. Beograd	AERO	1.297	1,01%	1.260	1.300	1.260	126	927	1.201.417
Energoprojekt industrija a.d. Beograd	EPIN	1.784	11,64%	1.700	1.800	1.700	3	396	706.340

Dobitnici

	Simbol	Cena	% Promena	Open	Max	Min	Broj trans	Obim	Promet RSD
Energoprojekt industrija a.d. Beograd	EPIN	1.784	11,64%	1.700	1.800	1.700	3	396	706.340
Tigar a.d. Piro	TIGR	62	3,33%	62	62	62	2	92	5.704
Messer Tehnogas a.d. Beograd	TGAS	11.200	2,75%	11.200	11.200	11.200	2	31	347.200
Aerodrom Nikola Tesla a.d. Beograd	AERO	1.297	1,01%	1.260	1.300	1.260	126	927	1.201.417
Alfa plam a.d. Vranje	ALFA	35.100	0,28%	35.100	35.100	35.100	2	37	1.298.700

Gubitnici

	Simbol	Cena	% Promena	Open	Max	Min	Broj trans	Obim	Promet RSD
Lasta a.d. Beograd	LSTA	530	-10,92%	530	530	530	3	144	76.320
Komercijalna banka a.d. Beograd	KMBNPB	900	-7,22%	900	900	900	1	50	45.000
Soja protein a.d. Becej	SJPT	472	-5,60%	490	490	470	3	107	50.490
Veterinarski zavod Subotica a.d. Subotica	VZAS	160	-4,76%	160	160	160	2	28	4.480
Jedinstvo a.d. Sevojno	JESV	5.000	-4,76%	5.000	5.000	5.000	1	5	25.000

AKCIJE - MTP

Najtrgovanije HOV

	Simbol	Cena	% Promena	Ponuda	Tražnja	Broj	Obim	Promet RSD
Inex Radulaska a.d. Beograd	INXR	18.000	0,00%	53	45	2	45	810.000
Coka duvanska industrija a.d. Coka	COKA	4.999	6,36%	122	264	9	114	569.886
Lucic Prigrevica a.d. Novi Sad glas	SJPR	490	-2,00%	1079	1079	1	1.079	528.710
Podunavlje a.d. Celarevo	PDCL	5.000	0,00%	43	139	2	23	115.000
Napredak a.d. Stara Pazova	NASP	1.200	0,00%	23	123	1	23	27.600

Dobitnici

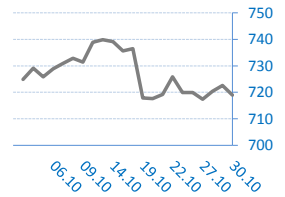
	Simbol	Cena	% Promena	Ponuda	Tražnja	Broj	Obim	Promet RSD
Coka duvanska industrija a.d. Coka	COKA	4.999	6,36%	122	264	9	114	569.886

Gubitnici

	Simbol	Cena	% Promena	Ponuda	Tražnja	Broj	Obim	Promet RSD
Lucic Prigrevica a.d. Novi Sad glas	SJPR	490	-2,00%	1079	1079	1	1.079	528.710

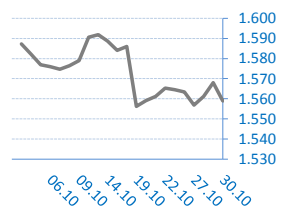
BELEX15

Vrednost	718,96
Promena	-3,59
%	-0,50%



BELEXline

Vrednost	1.559,02
Promena	-9,00
%	-0,57%



Kontakti:

Srdan Tomašević

srđjan.tomasevic@erstebank.rs
Devizno tržište
011/220 9116

Dušan Stević

dusan.stevic@erstebank.rs
Devizno tržište
011/220 9118

Danijela Stojanović

danijela.stojanovic@erstebank.rs
Devizno tržište
011/ 220 9132

Nenad Đurović

nenad.djurovic@erstebank.rs
Novčano tržište
011/ 220 9115

Aleksandra Parčetić

aleksandra.parcetic@erstebank.rs

Marija Đorđević

marija.djordjevic@erstebank.rs

Dragan Maksimović

dragan.maksimovic@erstebank.rs

Brokersko poslovanje - Hartije od vrednosti Brokersko poslovanje - Hartije od vrednosti Brokersko poslovanje - Hartije od vrednosti

011/220 9159

011/220 9181
011/220 9110

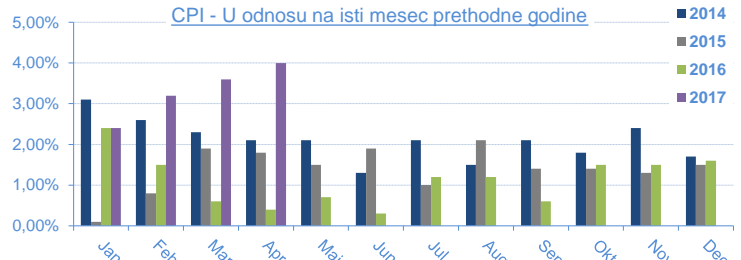
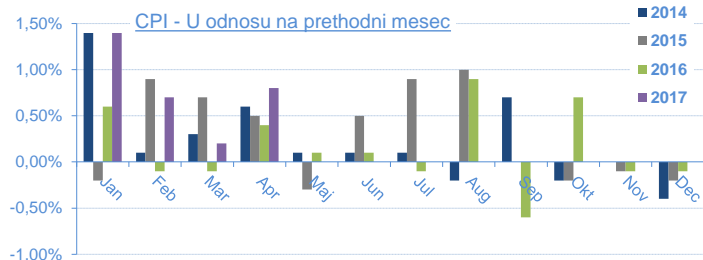
011/ 220 9179

Izveštaj sačinio Sektor sredstava / Odeljenje Middle office

Informacije i cene iz ovog pregleda dobijene su iz izvora za koje verujemo da su pouzdani ali ne garantujemo njihovu tačnost i potpunost. Navedene informacije su važeće samo u trenutku njihovog sastavljanja a objavljuju se u ciju opšteg informisanja, pri čemu ne predstavljaju bilo kakav oblik investicionog saveta niti preporuke za investiranje niti na bilo koji način obavezuju Erste Bank ad Novi Sad u pogledu odgovornosti za štetu nastalu upotrebom informacija iz ovog pregleda.

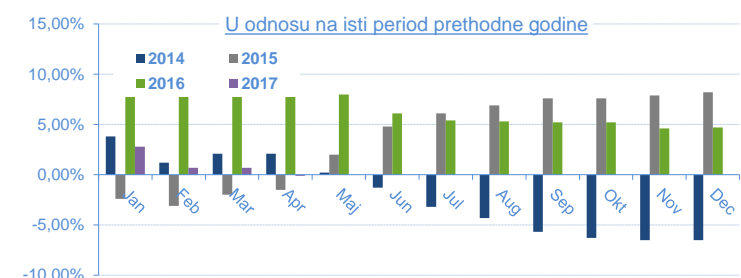
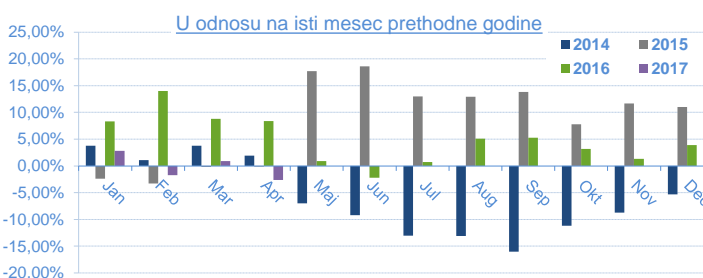
Indeks potrošačkih cena (Consumer Price Index - CPI)

	Jan	Feb	Mar	Apr	Maj	Jun	Jul	Aug	Sep	Okt	Nov	Dec
U odnosu na prethodni mesec	1,40%	0,70%	0,20%	0,80%								
U odnosu na isti mesec 2016.	2,40%	3,20%	3,60%	4,00%								
U odnosu na decembar 2016.	1,40%	2,20%	2,40%	3,20%								
Datum objavljivanja	23.02.17	13.03.17	12.04.17	12.05.17								



INDUSTRIJSKA PROIZVODNJA

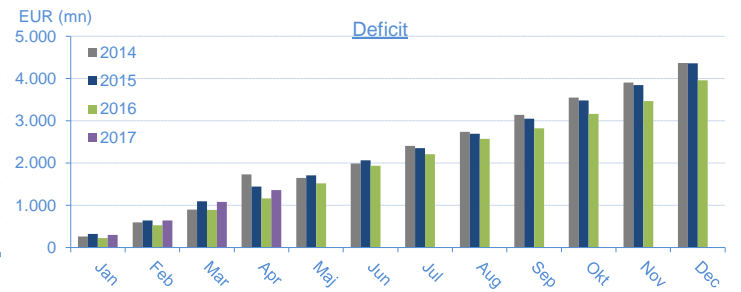
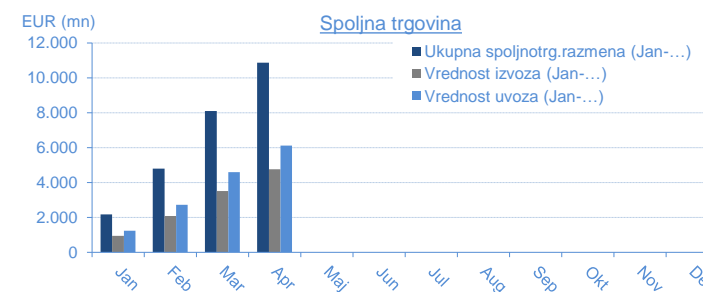
	Jan	Feb	Mar	Apr	Maj	Jun	Jul	Aug	Sep	Okt	Nov	Dec
U odnosu na isti mesec 2016	2,80%	-1,70%	0,90%	-2,60%								
U odnosu na isti period 2016 (jan-...)	2,80%	0,70%	0,70%	-0,10%								
U odnosu na prosek 2016	12,70%	-8,20%	6,00%	-0,90%								
Datum objavljivanja	28.02.17	03.04.17	28.04.17	31.05.17								



SPOLJNOTRGOVINSKA ROBNA RAZMENA

* u eur mln

Mesec	Jan	Feb	Mar	Apr	Maj	Jun	Jul	Aug	Sep	Okt	Nov	Dec
Ukupna spoljnotrg.razmena (Jan-...)	2.173,70	4.793,20	8.100,60	10.877,00								
Promena (u odnosu na isti period 2016.)	13,20%	10,30%	14,70%	12,50%								
Vrednost izvoza (Jan-...)	937,00	2.075,60	3.510,20	4.756,90								
Promena (u odnosu na isti period 2016.)	10,10%	8,50%	13,60%	11,80%								
Vrednost uvoza (Jan-...)	1.236,70	2.717,60	4.590,40	6.120,10								
Promena (u odnosu na isti period 2016.)	15,60%	11,70%	15,50%	13,00%								
Deficit (jan-...)	299,70	642,00	1.080,30	1.363,20								
Promena (u odnosu na isti period 2016.)	36,90%	23,70%	22,20%	17,50%								
Pokrivenost uvoza izvozom	75,70%	76,40%	76,50%	77,70%								
Datum objavljivanja	17.03.17	03.04.17	28.04.17	31.05.17								



BUDŽETSKI DEFICIT

* u rsd mln

Budžetski deficit u 2016.	-7.947,12
Januar 2017	19.003,70
Februar 2017	-7.494,12
Mart 2017	-4.356,63
April 2017	3.554,20
Maj 2017	
Jun 2017	
Jul 2017	
Avgust 2017	
Septembar 2017	
Oktobar 2017	
Novembar 2017	
Decembar 2017	
Budžetski deficit u 2017.	10.707,15
Planirani deficit u 2017.	-69.100,00
Ostvarenje plana	-15,50%
Datum ažuriranja	01.06.17

