

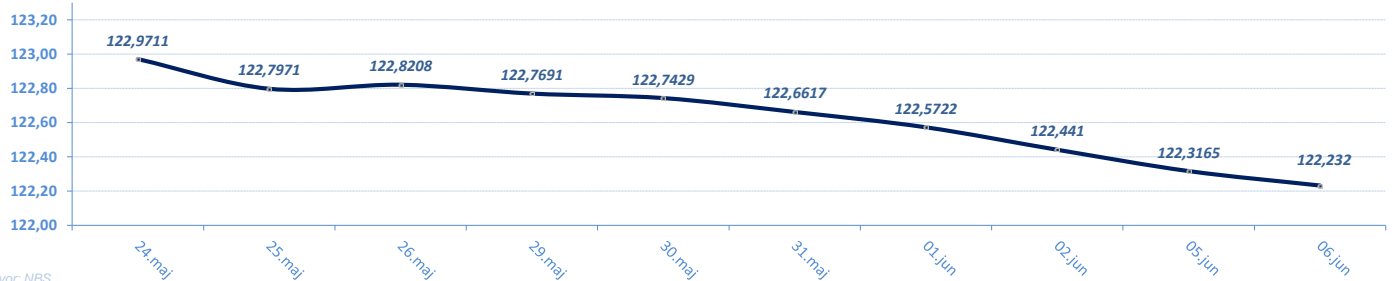
**VESTI**

► **SREDNJI KURS EUR/RSD**: Dinar ojačao u odnosu na evro za 0,0845 srednji kurs 122,232. Obim međubankarske trgovine evrom na dan 5. Juna do 12:30h iznosio je 8,2 milion evra. NBS nije intervenisala na međubankarskom deviznom tržištu (od početka godine ukupno prodala 345 miliona evra i kupila 205 miliona evra).

► **BEOGRADSKA BERZA**: Indeksi zabeležili pad vrednosti, BELEX15 manji za 0,34 odsto, BELEXlajn manji za 0,42 odsto. Promet veći u odnosu na prethodni dan, na regulisanom tržištu najviše trgovano akcijama Energoprojekt holdinga, Komercijalne banke, NIS-a, Galenike i Impola Sevojno.

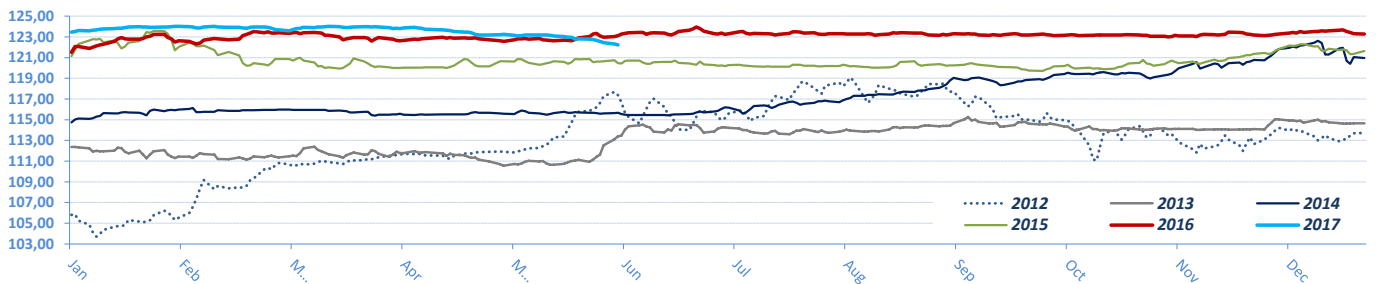
**DEVIZNO TRŽIŠTE**

**EUR / RSD** (Srednji kurs) ► 10 dana

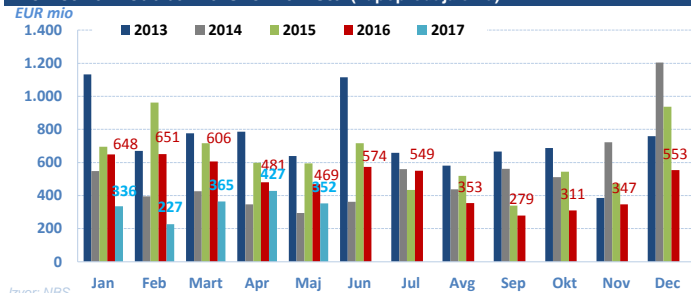


Izvor: NBS

**EUR / RSD** (Srednji kurs) ► Jan - ....

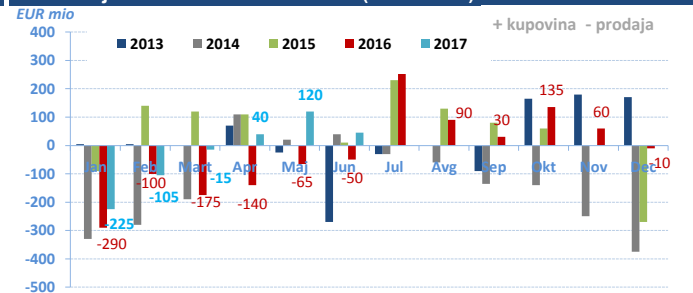


**Promet na međubankarskom tržištu (kupoprodaja evra)**

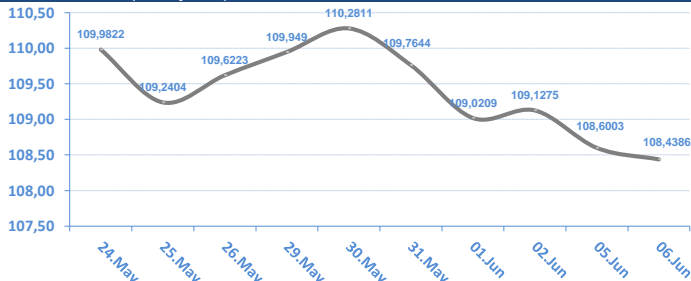


Izvor: NBS

**Intervencije NBS na deviznom tržištu (Neto iznos)**

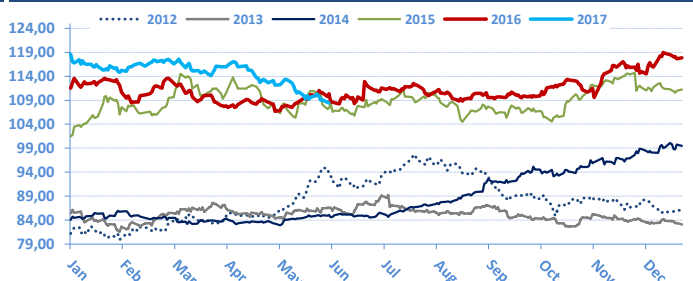


**USD / RSD** (Srednji kurs) ► 10 dana



Izvor: NBS

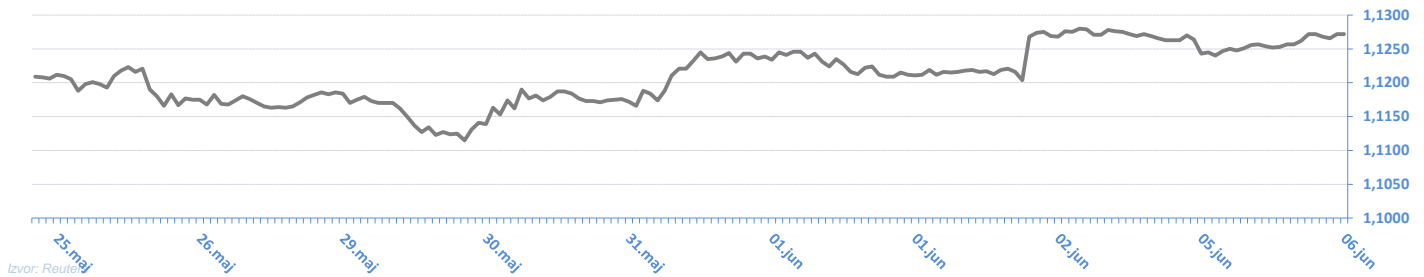
**USD / RSD** (Srednji kurs) ► Jan - ....



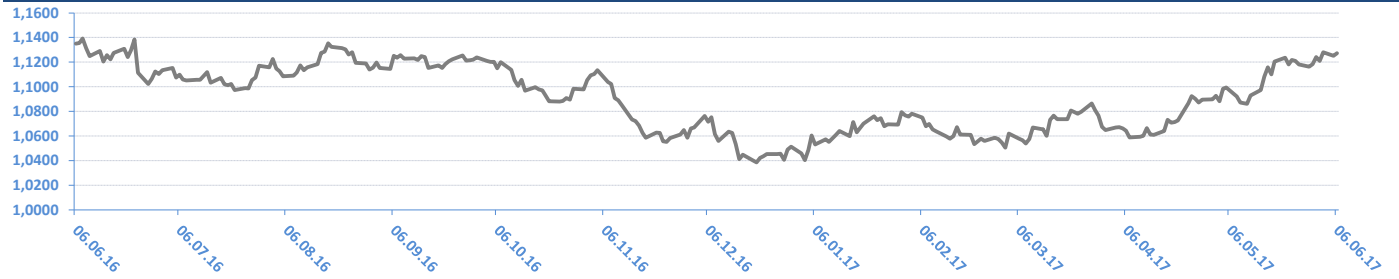
Mesečna promena				Godišnja promena					
Datum	EUR/RSD	%	USD/RSD	%	Datum	EUR/RSD	%	USD/RSD	%
01.06.17	122,5722	-0,50%	109,0209	-3,24%	06.06.17	122,2320	-0,99%	108,4386	-8,57%
03.05.17	123,1888	-0,56%	112,6658	-2,84%	04.01.17	123,4512	1,59%	118,6004	6,34%
03.04.17	123,8850	0,03%	115,9646	-1,13%	04.01.16	121,5145	0,30%	111,5324	9,90%
01.03.17	123,8434	-0,13%	117,2871	2,02%	05.01.15	121,1543	5,58%	101,4863	20,72%
01.02.17	124,0022	0,45%	114,9659	-3,06%	03.01.14	114,7559	2,14%	84,0641	-1,67%
04.01.17	123,4512	0,27%	118,6004	2,30%	03.01.13	112,3495	6,20%	85,4889	5,32%
01.12.16	123,1148	0,05%	115,9382	3,35%	04.01.12	105,7880	-0,21%	81,1693	2,16%
01.11.16	123,0563	-0,13%	112,1753	2,31%	04.01.11	106,0156	10,47%	79,4541	18,48%
03.10.16	123,2139	0,05%	109,6404	-0,70%	04.01.10	95,9679	7,17%	67,0635	4,25%
01.09.16	123,1498	-0,07%	110,4185	0,11%	05.01.09	89,5436	12,27%	64,3273	18,68%
01.08.16	123,2419	-0,03%	110,2934	-0,70%	03.01.08	79,7577	-0,05%	54,2016	-10,58%
01.07.16	123,2832	0,26%	111,0760	0,47%	04.01.07	79,8000	-7,21%	60,6153	-14,94%
01.06.16	122,9607		110,5563		04.01.06	86,0010		71,2629	

**EUR / USD**

► 10 dana

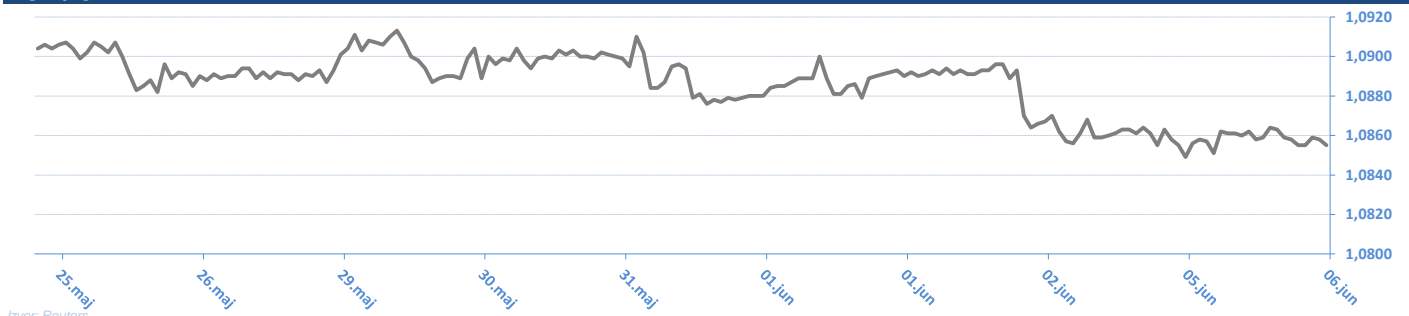


**EUR / USD**

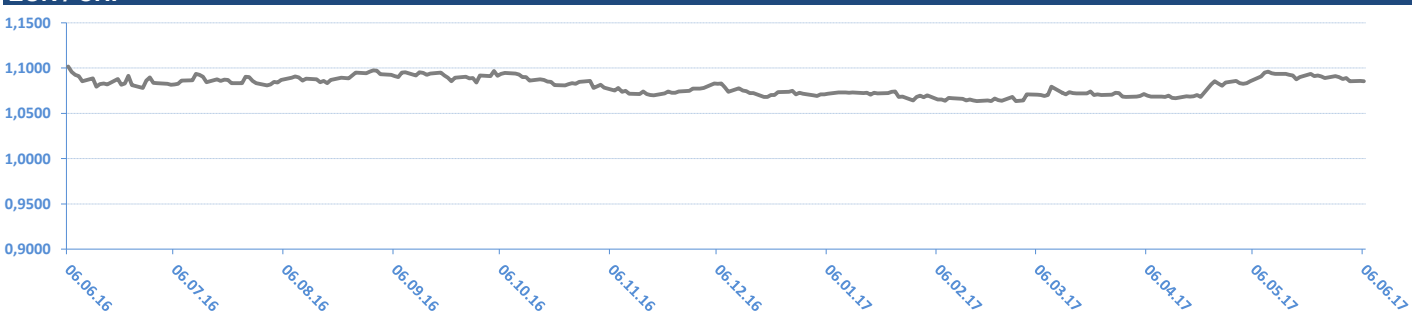


**EUR / CHF**

► 10 dana



**EUR / CHF**



06.06.2017 08:58:27

**EUR / XX**

Valutni par	Kupovni	Prodajni
EUR/USD	1,1272	1,1273
EUR/JPY	123,4900	123,5400
EUR/GBP	0,8718	0,8723
EUR/CHF	1,0855	1,0857
EUR/DKK	7,4388	7,4393
EUR/NOK	9,5158	9,5178
EUR/SEK	9,7481	9,7526
EUR/CAD	1,5160	1,5164
EUR/AUD	1,5080	1,5083
EUR/HUF	307,5400	307,8200
EUR/CZK	26,3060	26,3360
EUR/PLN	4,1930	4,1948
EUR/HRK	7,3880	7,3930
EUR/RUB	63,7879	63,8531
EUR/NZD	1,5724	1,5729

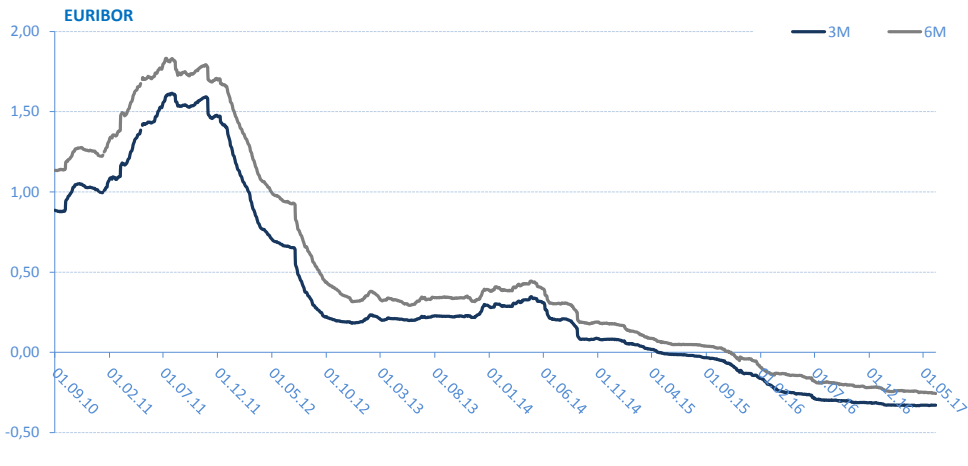
**USD / XX**

Valutni par	Kupovni	Prodajni
USD/EUR	0,8871	0,8871
USD/JPY	109,5700	109,6000
USD/GBP	0,7735	0,7737
USD/CHF	0,9630	0,9631
USD/DKK	6,5991	6,5998
USD/NOK	8,4397	8,4447
USD/SEK	8,6479	8,6519
USD/CAD	1,3449	1,3453
USD/AUD	1,3378	1,3380
USD/HUF	272,8600	273,2600
USD/CZK	23,3370	23,3720
USD/SKK	21,5460	21,6000
USD/PLN	3,7204	3,7209
USD/HRK	6,5542	6,5576
USD/RUB	56,5993	56,6495
USD/NZD	1,3947	1,3957

EURIBOR

SW	-0,379
2W	-0,371
1M	-0,371
3M	-0,329
6M	-0,256
1Y	-0,131

\* Izvor: Reuters; Objavljeno prethodnog radnog dana



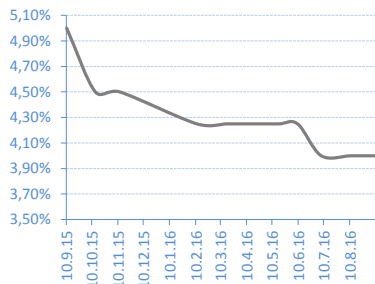
Kamatne stope Centralnih Banaka

CB	Kamatna stopa
USD	1,00
EUR	0,00
GBP	0,25
CAD	0,50
AUD	1,50
JPY	0,10

\* Izvor: Reuters; Objavljeno prethodnog radnog dana

REFERENTNA KAMATNA STOPA NBS

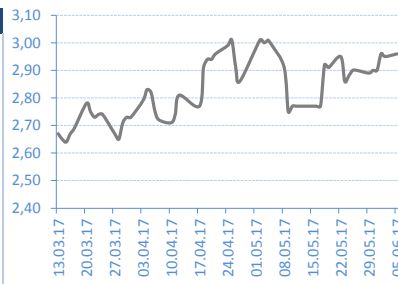
Date	Rate	Promena (%)
08.09.16	4,00%	0,00%
11.08.16	4,00%	0,00%
07.07.16	4,00%	-5,88%
09.06.16	4,25%	0,00%
17.05.16	4,25%	0,00%
07.04.16	4,25%	0,00%
17.03.16	4,25%	0,00%
11.02.16	4,25%	-5,56%
12.11.15	4,50%	0,00%
14.10.15	4,50%	0,00%



\* Izvor: NBS

BEONIA

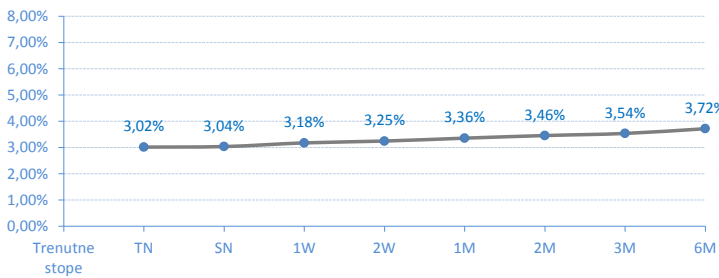
Date	Rate	Promena (%)
05.06.17	2,96%	0,34%
02.06.17	2,95%	-0,34%
01.06.17	2,96%	2,07%
31.05.17	2,90%	0,00%
30.05.17	2,90%	0,35%
29.05.17	2,89%	-0,34%
26.05.17	2,90%	0,00%
25.05.17	2,90%	0,69%
24.05.17	2,88%	0,70%
23.05.17	2,86%	



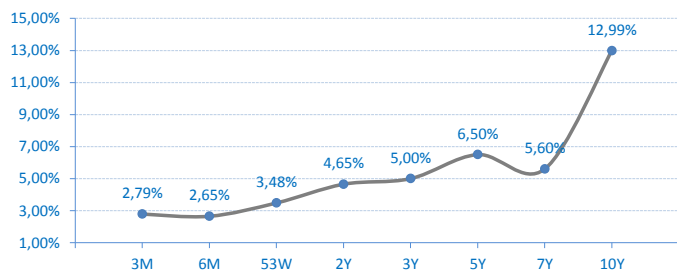
\* Izvor: Reuters; Objavljeno prethodnog radnog dana

Kamatne stope/Prinos na tržištu

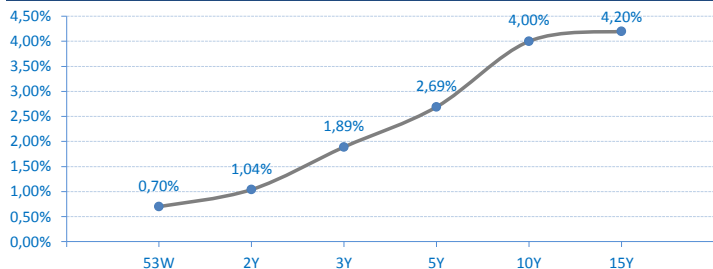
Belibor



Državne HOV Republike Srbije u Dinarima - prinosi sa poslednje aukcije



Državne HOV Republike Srbije u Evrima - prinosi sa poslednje aukcije

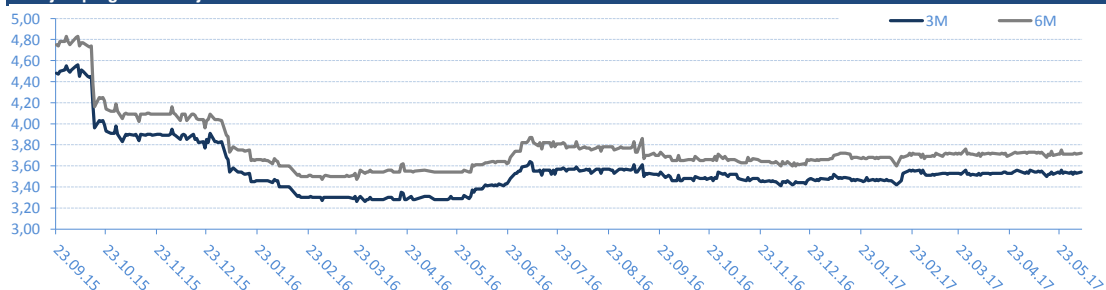


BELIBOR

Trenutne stope	
TN	3,02%
SN	3,04%
1W	3,18%
2W	3,25%
1M	3,36%
2M	3,46%
3M	3,54%
6M	3,72%

\* Objavljeno prethodnog radnog dana

Istorijski pregled kretanja 6M i 3M Belibor-a

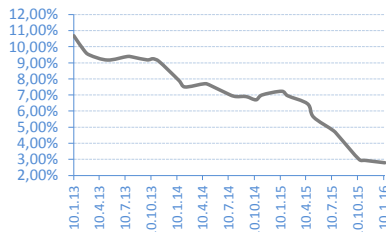


**DRŽAVNE HOV Republike Srbije u Dinarima - primarna prodaja**

\* Izvor: MF - Trezor

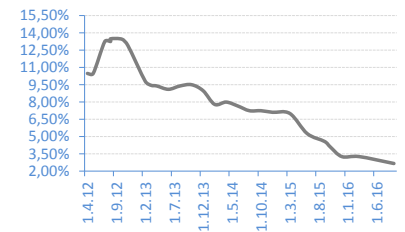
**T-BILLS 3M - RSD**

Datum	Stopa	Realizacija
14.01.16	2,79%	100,00%
05.11.15	2,94%	100,00%
15.10.15	3,00%	92,18%
06.08.15	4,40%	96,26%
16.07.15	4,79%	98,47%
07.05.15	5,63%	92,92%
16.04.15	6,45%	100,00%
05.02.15	6,95%	45,05%



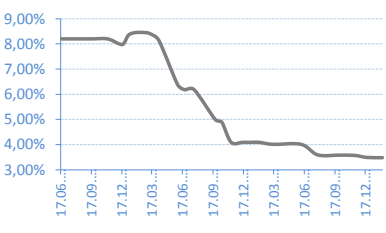
**T-BILLS 6M - RSD**

Datum	Stopa	Realizacija
01.09.16	2,65%	23,03%
03.03.16	3,25%	96,46%
03.12.15	3,25%	97,22%
08.10.15	4,09%	100,00%
03.09.15	4,57%	87,90%
04.06.15	5,25%	93,30%
05.03.15	7,00%	21,33%
04.12.14	7,10%	100,00%



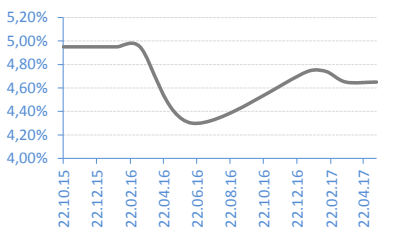
**T-BILLS 53W - RSD**

Datum	Stopa	Realizacija
06.02.17	3,48%	17,91%
21.12.16	3,49%	32,00%
15.11.16	3,57%	45,64%
28.09.16	3,58%	52,92%
27.07.16	3,59%	49,07%
07.06.16	4,01%	78,06%
15.03.16	4,01%	16,73%
02.02.16	4,09%	63,42%



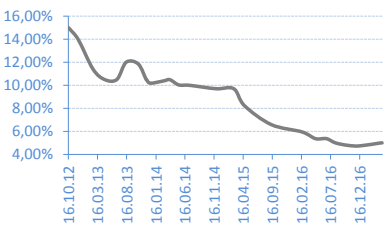
**G-BONDS 2Y - RSD**

Datum	Stopa	Realizacija
16.05.17	4,65%	43,95%
21.03.17	4,65%	100,00%
13.02.17	4,74%	78,80%
10.01.17	4,74%	23,25%
13.06.16	4,30%	95,67%
10.03.16	4,95%	56,41%
28.01.16	4,95%	38,44%
10.12.15	4,95%	94,97%



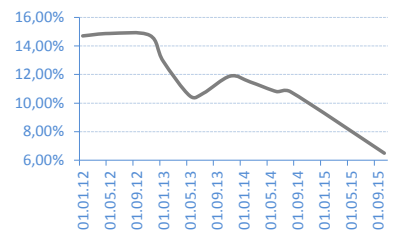
**G-BONDS 3Y - RSD**

Datum	Stopa	Realizacija
11.04.17	5,00%	15,30%
03.04.17	5,00%	14,02%
15.12.16	4,74%	91,48%
13.10.16	4,79%	55,21%
11.08.16	5,00%	81,81%
24.06.16	5,37%	11,36%
28.04.16	5,37%	20,70%
18.02.16	5,95%	105,26%



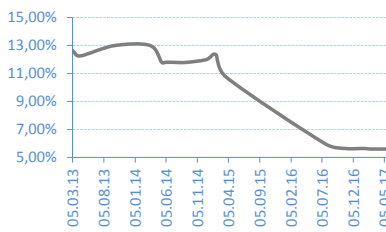
**G-BONDS 5Y - RSD**

Datum	Stopa	Realizacija
20.10.15	6,50%	69,94%
19.08.14	10,80%	60,89%
25.06.14	10,80%	57,49%
04.02.14	11,48%	31,29%
19.11.13	11,89%	99,01%
23.07.13	10,69%	7,34%
28.05.13	10,50%	25,31%
22.01.13	12,94%	100,00%



**G-BONDS 7Y - RSD**

Datum	Stopa	Realizacija
17.05.17	5,60%	43,41%
23.02.17	5,60%	8,49%
26.01.17	5,64%	9,66%
25.10.16	5,64%	93,74%
19.07.16	5,98%	94,41%
24.03.15	10,75%	100,00%
03.02.15	12,34%	78,28%
17.12.14	11,99%	100,00%



**G-BONDS 10Y - RSD**

Datum	Stopa	Realizacija
21.10.14	12,99%	93,26%

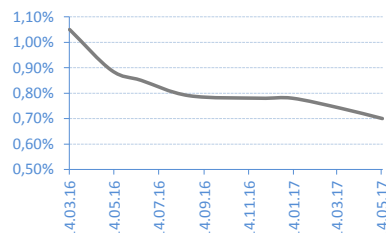


**DRŽAVNE HOV Republike Srbije u Evrima - primarna prodaja**

\* Izvor: MF - Trezor

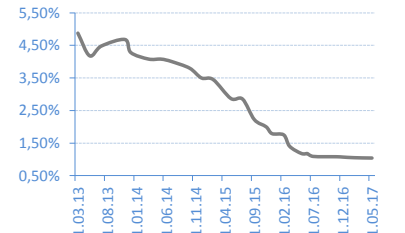
**T-BILLS 53W - EUR**

Datum	Stopa	Realizacija
15.05.17	0,70%	91,30%
20.03.17	0,74%	60,00%
12.01.17	0,78%	46,20%
29.11.16	0,78%	100,00%
24.08.16	0,79%	100,00%
20.06.16	0,85%	100,00%
10.05.16	0,89%	100,00%
14.03.16	1,05%	100,00%



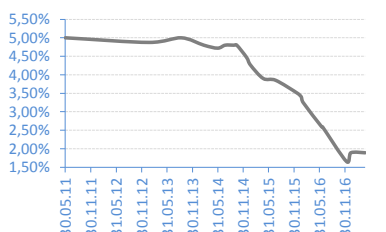
**G-BONDS 2Y - EUR**

Datum	Stopa	Realizacija
23.05.17	1,04%	99,00%
14.02.17	1,05%	95,35%
06.12.16	1,07%	66,00%
04.11.16	1,08%	23,00%
28.07.16	1,09%	46,01%
21.06.16	1,18%	53,58%
09.06.16	1,18%	35,00%
12.05.16	1,18%	100,00%



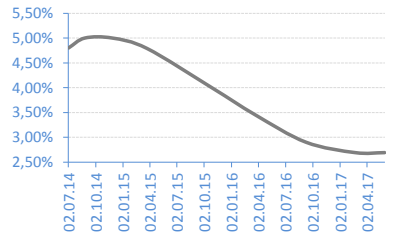
**G-BONDS 3Y - EUR**

Datum	Stopa	Realizacija
24.04.17	1,89%	100,00%
11.01.17	1,89%	57,90%
12.12.16	1,65%	96,43%
22.06.16	2,59%	34,24%
16.06.16	2,59%	99,88%
03.02.16	3,25%	100,00%
21.01.16	3,40%	76,75%
24.12.15	3,50%	46,33%



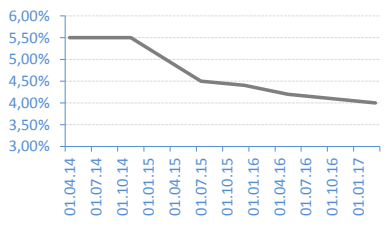
**G-BONDS 5Y - EUR**

Datum	Stopa	Realizacija
31.05.17	2,69%	100,00%
21.02.17	2,69%	98,40%
08.09.16	2,90%	100,00%
22.03.16	3,45%	100,00%
27.10.15	4,00%	100,00%
23.03.15	4,79%	82,95%
26.11.14	5,00%	59,99%
26.08.14	5,00%	21,12%



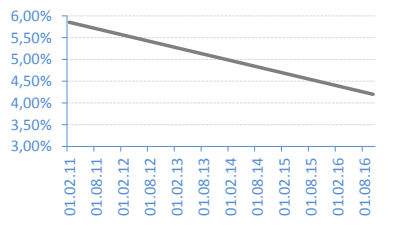
**G-BONDS 10Y - EUR**

Datum	Stopa	Realizacija
15.03.17	4,00%	65,60%
25.05.16	4,20%	96,00%
04.12.15	4,40%	100,00%
28.07.15	4,50%	76,77%
19.11.14	5,50%	100,00%



**G-BONDS 15Y - EUR**

Datum	Stopa	Realizacija
19.10.16	4,20%	100,00%
14.02.11	5,85%	48,68%



## AKCIJE - REGULISANO TRŽIŠTE

## Najtrgovanije HOV

	Simbol	Cena	% Promena	Open	Max	Min	Broj trans	Obim	Promet RSD
Energoprojekt holding a.d. Beograd	ENHL	1.411	0,64%	1.400	1.420	1.400	11	1.429	2.016.335
NIS a.d. Novi Sad	NIIS	729	0,28%	723	730	723	56	2.711	1.974.810
Galenika Fitofarmacija a.d. Zemun	FITO	2.600	-2,99%	2.605	2.605	2.600	3	661	1.718.660
Komercijalna banka a.d. Beograd	KMBN	1.808	-0,11%	1.804	1.809	1.803	4	285	515.395
Impol Seval a.d. Sevojino	IMPL	3.376	-0,59%	3.350	3.395	3.350	4	38	128.290

## Dobitnici

	Simbol	Cena	% Promena	Open	Max	Min	Broj trans	Obim	Promet RSD
Veterinarski zavod Subotica a.d. Subotica	VZAS	168	5,00%	168	168	168	1	10	1.680
Energoprojekt holding a.d. Beograd	ENHL	1.411	0,64%	1.400	1.420	1.400	11	1.429	2.016.335
NIS a.d. Novi Sad	NIIS	729	0,28%	723	730	723	56	2.711	1.974.810

## Gubitnici

	Simbol	Cena	% Promena	Open	Max	Min	Broj trans	Obim	Promet RSD
Kopaonik a.d. Beograd	KOPB	2.255	-18,03%	2.255	2.255	2.255	1	9	20.295
Galenika Fitofarmacija a.d. Zemun	FITO	2.600	-2,99%	2.605	2.605	2.600	3	661	1.718.660
Tigar a.d. Pirot	TIGR	61	-1,61%	61	61	61	1	53	3.233
Aerodrom Nikola Tesla a.d. Beograd	AERO	1.259	-1,33%	1.259	1.260	1.259	74	79	99.463
Impol Seval a.d. Sevojino	IMPL	3.376	-0,59%	3.350	3.395	3.350	4	38	128.290

## AKCIJE - MTP

## Najtrgovanije HOV

	Simbol	Cena	% Promena	Ponuda	Tražnja	Broj	Obim	Promet RSD
Dimnicar a.d. Beograd galsa	DMNR	16.000	0,00%	104	100	1	100	1.600.000
Trgopromet a.d. Subotica	TRGOM	600	5,26%	7112	220	1	100	60.000
Auto kuca 21. maj a.d. Beograd	AKDM	260	0,00%	3344	455	2	205	53.300
Nis ekspres a.d. Nis	NEKS	1.400	0,00%	85	20	1	20	28.000
Paracinka a.d. Paracin	PARP	1.185	-0,42%	10	466	1	10	11.850

## Dobitnici

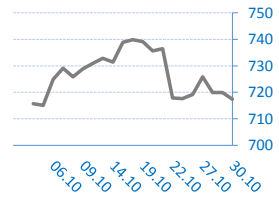
	Simbol	Cena	% Promena	Ponuda	Tražnja	Broj	Obim	Promet RSD
Preduzece za puteve Valjevo a.d. Valjevo	PPVA	520	15,56%	5	65	1	5	2.600
Trgopromet a.d. Subotica	TRGOM	600	5,26%	7112	220	1	100	60.000

## Gubitnici

	Simbol	Cena	% Promena	Ponuda	Tražnja	Broj	Obim	Promet RSD
Paracinka a.d. Paracin	PARP	1185	-0,42%	10	466	1	10	11.850

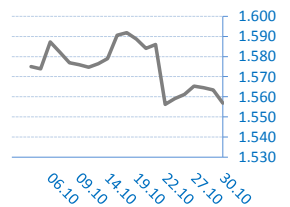
## BELEX15

Vrednost	717,4
Promena	-2,48
%	-0,34%



## BELEXline

Vrednost	1.556,86
Promena	-6,60
%	-0,42%



## Kontakti:

## Srđan Tomašević

srđjan.tomasevic@erstebank.rs  
Devizno tržište  
011/220 9116

## Dušan Stević

dusan.stevic@erstebank.rs  
Devizno tržište  
011/220 9118

## Danijela Stojanović

danijela.stojanovic@erstebank.rs  
Devizno tržište  
011/ 220 9132

## Nenad Đurović

nenad.djurovic@erstebank.rs  
Novčano tržište  
011/ 220 9115

## Aleksandra Parčetić

aleksandra.parcetic@erstebank.rs

## Marija Đorđević

marija.djordjevic@erstebank.rs

## Dragan Maksimović

dragan.maksimovic@erstebank.rs

Brokersko poslovanje - Hartije od vrednosti Brokersko poslovanje - Hartije od vrednosti Brokersko poslovanje - Hartije od vrednosti

011/220 9159

011/220 9181  
011/220 9110

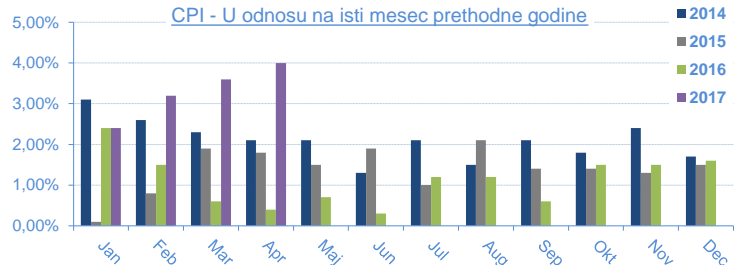
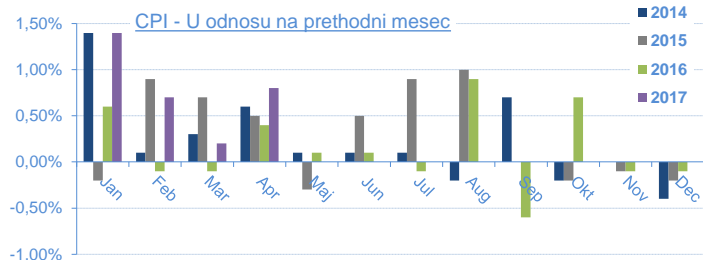
011/ 220 9179

Izveštaj sačinio Sektor sredstava / Odeljenje Middle office

Informacije i cene iz ovog pregleda dobijene su iz izvora za koje verujemo da su pouzdani ali ne garantujemo njihovu tačnost i potpunost. Navedene informacije su važeće samo u trenutku njihovog sastavljanja a objavljuju se u ciju opšteg informisanja, pri čemu ne predstavljaju bilo kakav oblik investicionog saveta niti preporuke za investiranje niti na bilo koji način obavezuju Erste Bank ad Novi Sad u pogledu odgovornosti za štetu nastalu upotrebom informacija iz ovog pregleda.

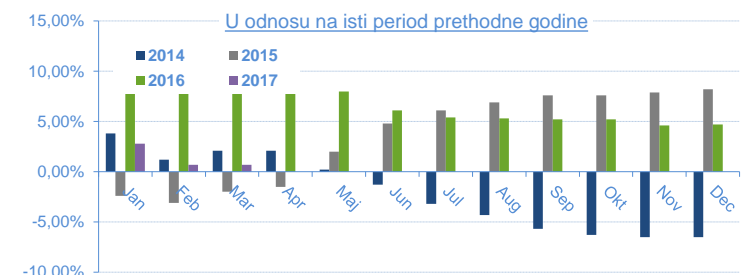
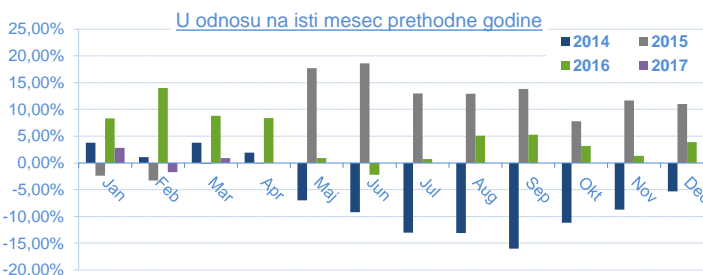
**Indeks potrošačkih cena (Consumer Price Index - CPI)**

	Jan	Feb	Mar	Apr	Maj	Jun	Jul	Aug	Sep	Okt	Nov	Dec
U odnosu na prethodni mesec	1,40%	0,70%	0,20%	0,80%								
U odnosu na isti mesec 2016.	2,40%	3,20%	3,60%	4,00%								
U odnosu na decembar 2016.	1,40%	2,20%	2,40%	3,20%								
Datum objavljivanja	23.02.17	13.03.17	12.04.17	12.05.17								



**INDUSTRIJSKA PROIZVODNJA**

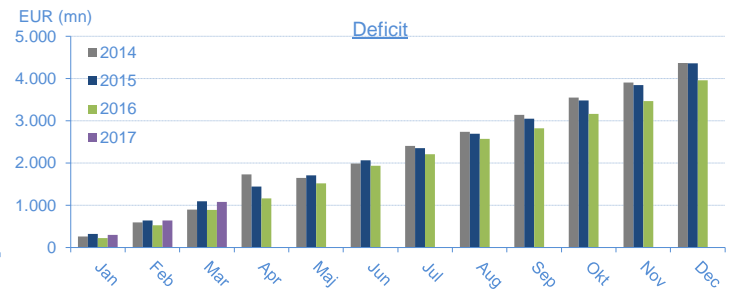
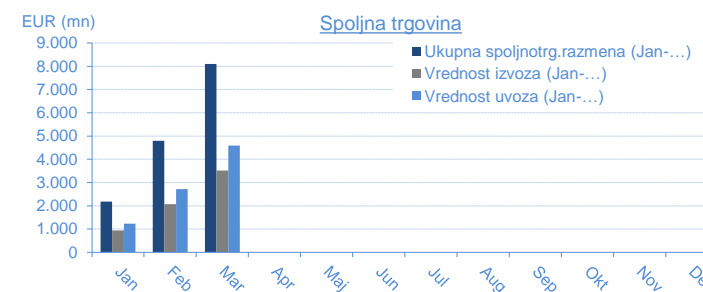
	Jan	Feb	Mar	Apr	Maj	Jun	Jul	Aug	Sep	Okt	Nov	Dec
U odnosu na isti mesec 2016	2,80%	-1,70%	0,90%									
U odnosu na isti period 2016 (jan-...)	2,80%	0,70%	0,70%									
U odnosu na prosek 2016	12,70%	-8,20%	6,00%									
Datum objavljivanja	28.02.17	03.04.17	28.04.17									



**SPOLJNOTRGOVINSKA ROBNA RAZMENA**

\* u eur mln

Mesec	Jan	Feb	Mar	Apr	Maj	Jun	Jul	Aug	Sep	Okt	Nov	Dec
Ukupna spoljnotrg.razmena (Jan-...)	2.173,70	4.793,20	8.100,60									
Promena (u odnosu na isti period 2016.)	13,20%	10,30%	14,70%									
Vrednost izvoza (Jan-...)	937,00	2.075,60	3.510,20									
Promena (u odnosu na isti period 2016.)	10,10%	8,50%	13,60%									
Vrednost uvoza (Jan-...)	1.236,70	2.717,60	4.590,40									
Promena (u odnosu na isti period 2016.)	15,60%	11,70%	15,50%									
Deficit (jan-...)	299,70	642,00	1.080,30									
Promena (u odnosu na isti period 2016.)	36,90%	23,70%	22,20%									
Pokrivenost uvoza izvozom	75,70%	76,40%	76,50%									
Datum objavljivanja	17.03.17	03.04.17	28.04.17									



**BUDŽETSKI DEFICIT**

\* u rsd mln

Budžetski deficit u 2016.	-7.947,12
Januar 2017	19.003,70
Februar 2017	-7.494,12
Mart 2017	-4.356,63
April 2017	
Maj 2017	
Jun 2017	
Jul 2017	
Avgust 2017	
Septembar 2017	
Oktobar 2017	
Novembar 2017	
Decembar 2017	
Budžetski deficit u 2017.	7.152,95
Planirani deficit u 2017.	-69.100,00
Ostvarenje plana	-10,35%
Datum ažuriranja	04.05.17

