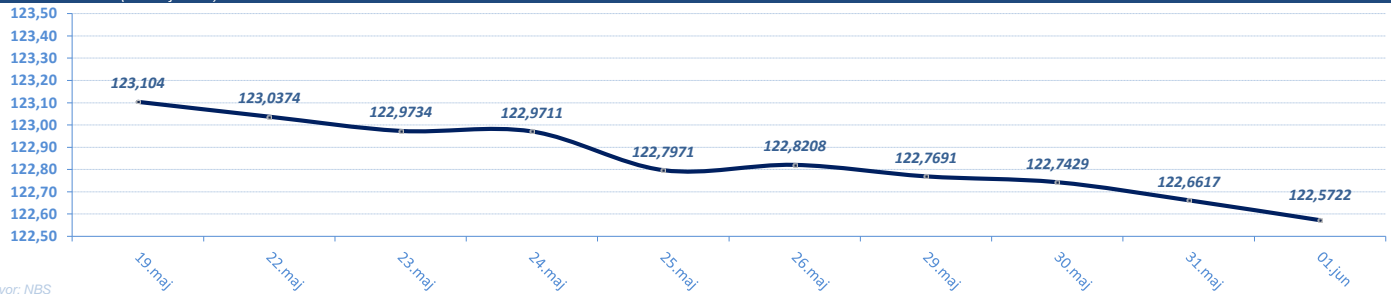


VESTI

- **SREDNJI KURS EUR/RSD**: Dinar ojačao u odnosu na evro za 0,0895 srednji kurs 122,5722. Obim međubankarske trgovine evrom na dan 31. maj do 12:30h iznosio je 28,1 milion evra. NBS intervenisala na međubankarskom deviznom tržištu kupovinom 15 miliona evra (od početka godine ukupno prodala 345 miliona evra i kupila 160 miliona evra).
- **BEOGRADSKA BERZA**: Indeksi zabeležili rast vrednosti, BELEX15 veći za 0,93 odsto, BELEXlajn veći za 0,27 odsto. Promet manji u odnosu na prethodni dan, na regulisanom tržištu najviše trgovano akcijama Alfa Plama, Aerodroma Nikola Tesla, Messer Tehnogasa, Takova Gornji Milanovac i Galenike.
- **Aukcija državnih obveznica**: Ministarstvo Finansija prodalo juče 100 odsto ponuđenih petogodišnjih eurskih obveznica ukupne nominalne vrednosti 100 miliona evra po stopi prinosa od 2,69 odsto. Prethodna aukcija (21. februara) iste ročnosti završena sa realizacijom od 98,4 odsto i prinosom od 2,69 odsto.

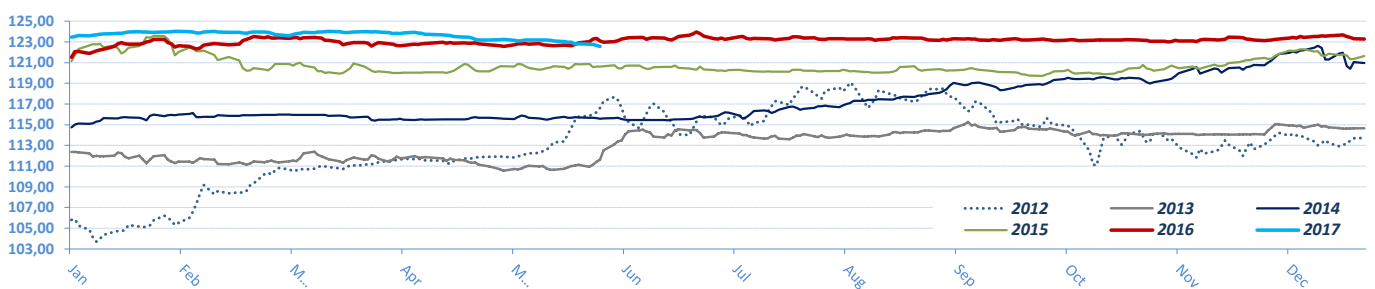
DEVIZNO TRŽIŠTE

EUR / RSD (Srednji kurs) ► 10 dana

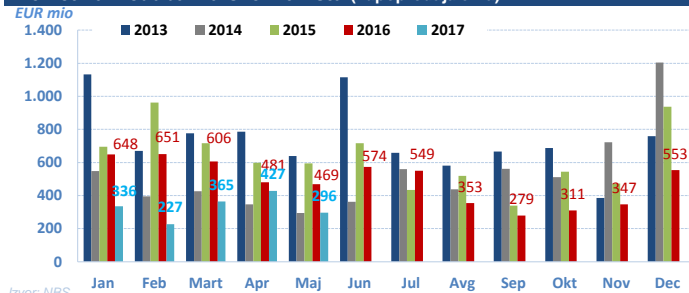


Izvor: NBS

EUR / RSD (Srednji kurs) ► Jan -

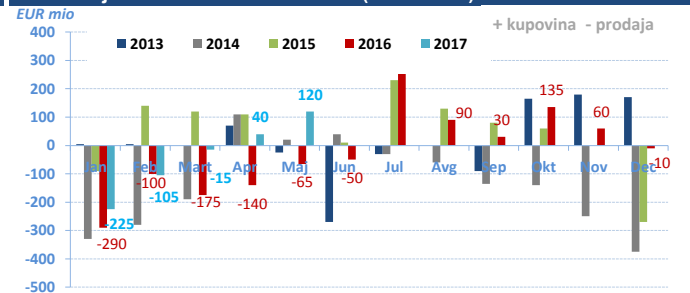


Promet na međubankarskom tržištu (kupoprodaja evra)

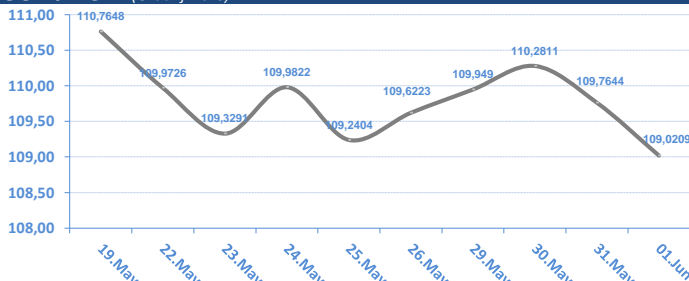


Izvor: NBS

Intervencije NBS na deviznom tržištu (Neto iznos)

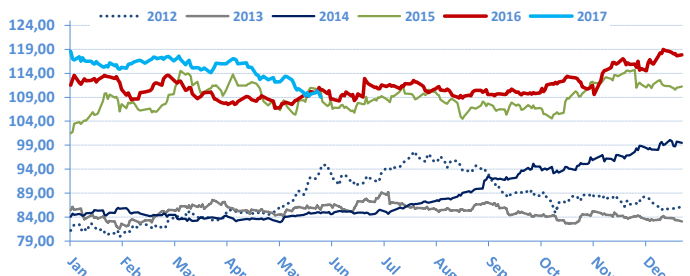


USD / RSD (Srednji kurs) ► 10 dana



Izvor: NBS

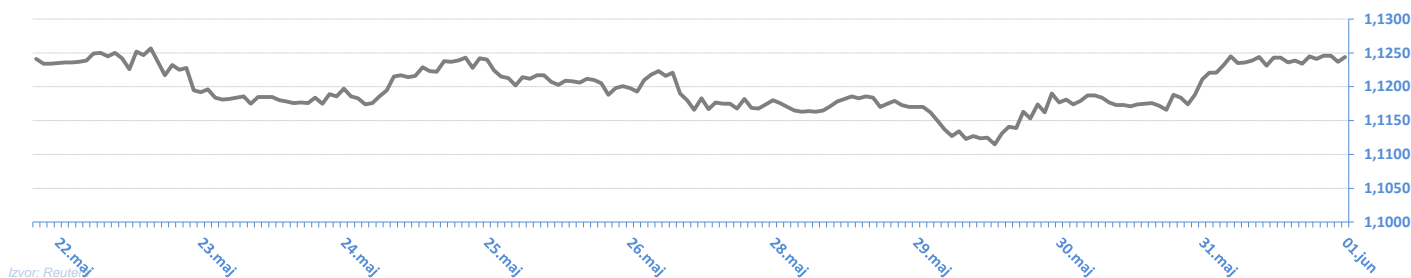
USD / RSD (Srednji kurs) ► Jan -



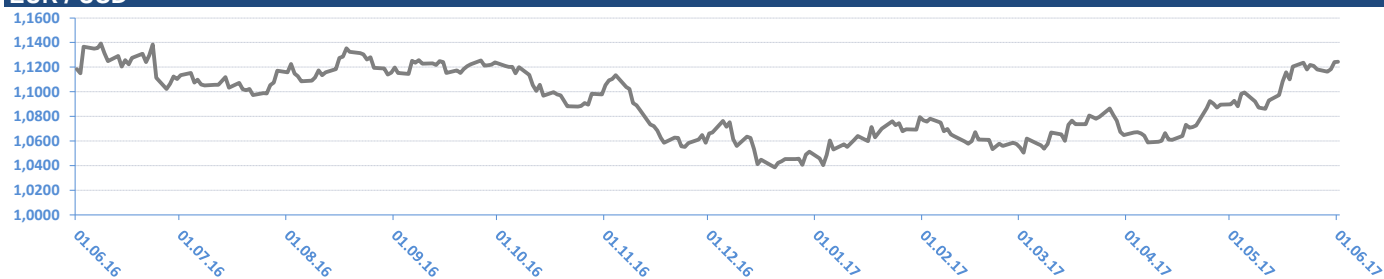
Mesečna promena				Godišnja promena					
Datum	EUR/RSD	%	USD/RSD	%	Datum	EUR/RSD	%	USD/RSD	%
01.06.17	122,5722	-0,50%	109,0209	-3,24%	01.06.17	122,5722	-0,71%	109,0209	-8,08%
03.05.17	123,1888	-0,56%	112,6658	-2,84%	04.01.17	123,4512	1,59%	118,6004	6,34%
03.04.17	123,8850	0,03%	115,9646	-1,13%	04.01.16	121,5145	0,30%	111,5324	9,90%
01.03.17	123,8434	-0,13%	117,2871	2,02%	05.01.15	121,1543	5,58%	101,4863	20,72%
01.02.17	124,0022	0,45%	114,9659	-3,06%	03.01.14	114,7559	2,14%	84,0641	-1,67%
04.01.17	123,4512	0,27%	118,6004	2,30%	03.01.13	112,3495	6,20%	85,4889	5,32%
01.12.16	123,1148	0,05%	115,9382	3,35%	04.01.12	105,7880	-0,21%	81,1693	2,16%
01.11.16	123,0563	-0,13%	112,1753	2,31%	04.01.11	106,0156	10,47%	79,4541	18,48%
03.10.16	123,2139	0,05%	109,6404	-0,70%	04.01.10	95,9679	7,17%	67,0635	4,25%
01.09.16	123,1498	-0,07%	110,4185	0,11%	05.01.09	89,5436	12,27%	64,3273	18,68%
01.08.16	123,2419	-0,03%	110,2934	-0,70%	03.01.08	79,7577	-0,05%	54,2016	-10,58%
01.07.16	123,2832	0,26%	111,0760	0,47%	04.01.07	79,8000	-7,21%	60,6153	-14,94%
01.06.16	122,9607		110,5563		04.01.06	86,0010		71,2629	

EUR / USD

► 10 dana

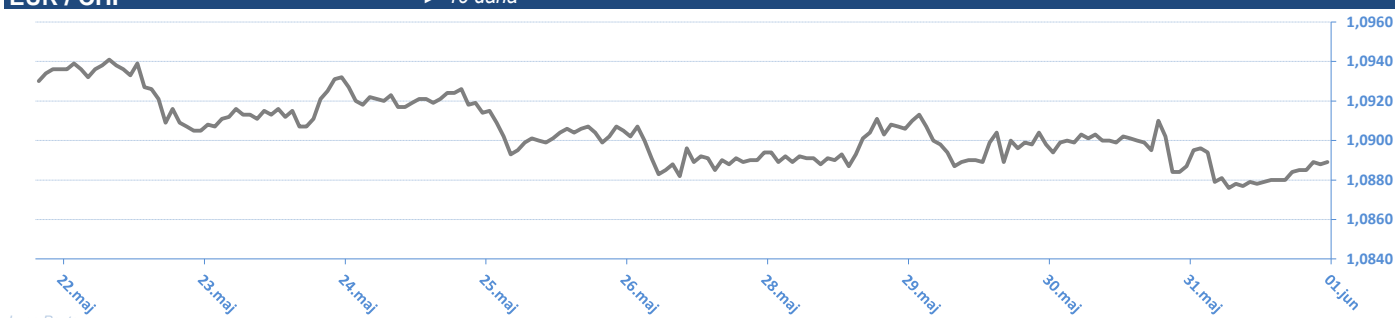


EUR / USD

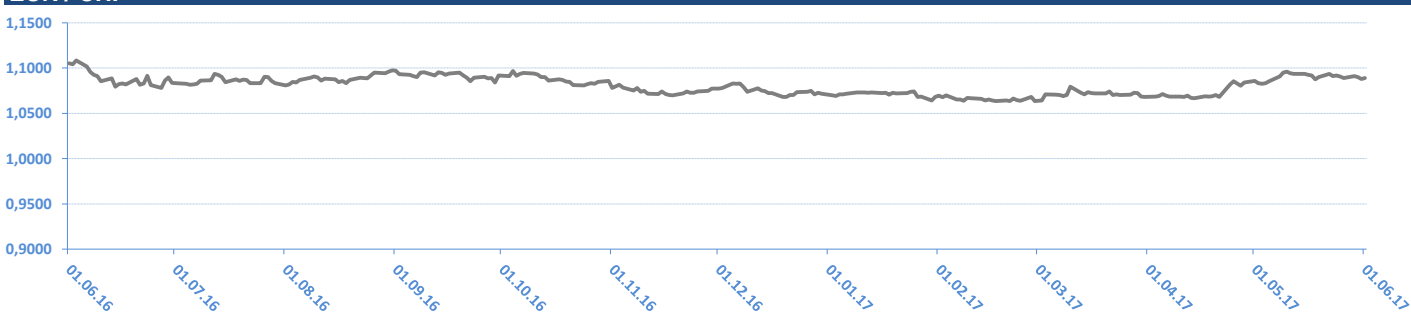


EUR / CHF

► 10 dana



EUR / CHF



01.06.2017 08:51:06

EUR / XX

Valutni par	Kupovni	Prodajni
EUR/USD	1,1244	1,1248
EUR/JPY	124,8300	124,8800
EUR/GBP	0,8744	0,8748
EUR/CHF	1,0889	1,0894
EUR/DKK	7,4386	7,4391
EUR/NOK	9,4709	9,4727
EUR/SEK	9,7622	9,7652
EUR/CAD	1,5173	1,5178
EUR/AUD	1,5180	1,5183
EUR/HUF	308,0200	308,3700
EUR/CZK	26,3660	26,3960
EUR/PLN	4,1785	4,1810
EUR/HRK	7,4140	7,4190
EUR/RUB	63,7127	63,7431
EUR/NZD	1,5895	1,5900

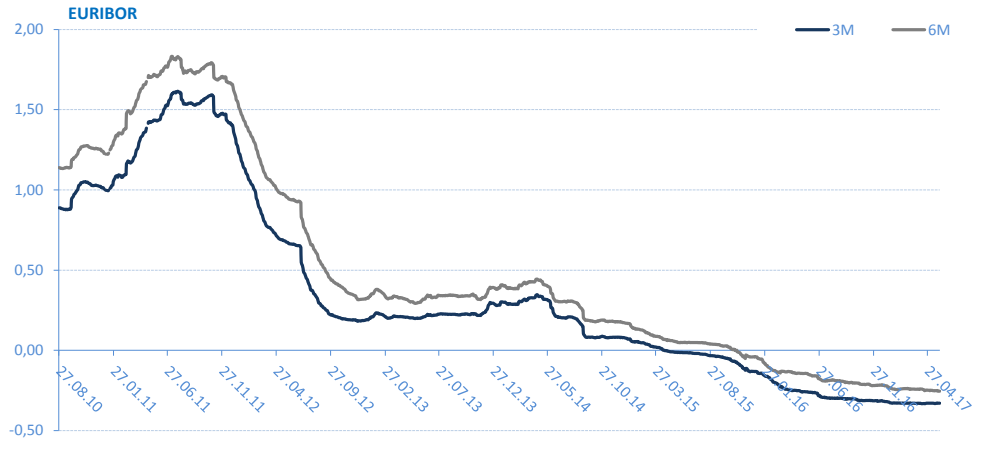
USD / XX

Valutni par	Kupovni	Prodajni
USD/EUR	0,8890	0,8890
USD/JPY	111,0100	111,0200
USD/GBP	0,7777	0,7777
USD/CHF	0,9683	0,9687
USD/DKK	6,6145	6,6155
USD/NOK	8,4207	8,4237
USD/SEK	8,6798	8,6828
USD/CAD	1,3493	1,3498
USD/AUD	1,3497	1,3503
USD/HUF	273,8400	274,2400
USD/CZK	23,4240	23,4700
USD/SKK	21,5460	21,6000
USD/PLN	3,7165	3,7180
USD/HRK	6,5929	6,5965
USD/RUB	56,6625	56,6725
USD/NZD	1,4130	1,4138

EURIBOR

SW	-0,380
2W	-0,372
1M	-0,374
3M	-0,329
6M	-0,254
1Y	-0,131

* Izvor: Reuters; Objavljeno prethodnog radnog dana



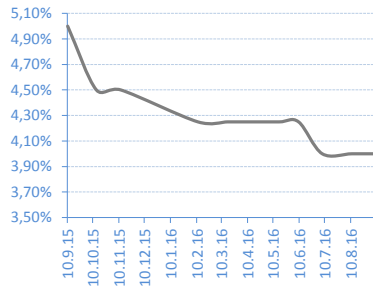
Kamatne stope Centralnih Banaka

CB	Kamatna stopa
USD	1,00
EUR	0,00
GBP	0,25
CAD	0,50
AUD	1,50
JPY	0,10

* Izvor: Reuters; Objavljeno prethodnog radnog dana

REFERENTNA KAMATNA STOPA NBS

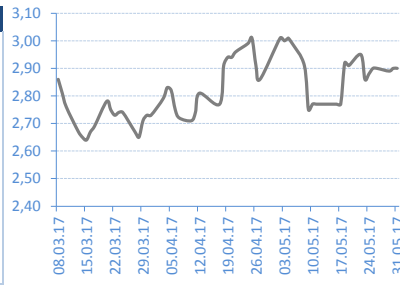
Date	Rate	Promena (%)
08.09.16	4,00%	0,00%
11.08.16	4,00%	0,00%
07.07.16	4,00%	-5,88%
09.06.16	4,25%	0,00%
17.05.16	4,25%	0,00%
07.04.16	4,25%	0,00%
17.03.16	4,25%	0,00%
11.02.16	4,25%	-5,56%
12.11.15	4,50%	0,00%
14.10.15	4,50%	0,00%



* Izvor: NBS

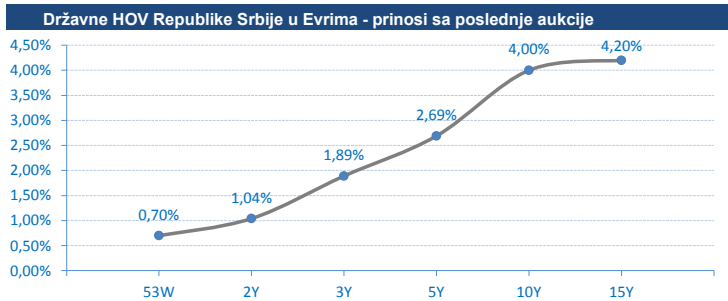
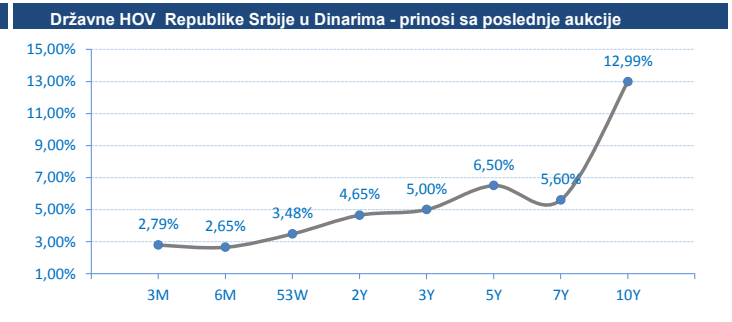
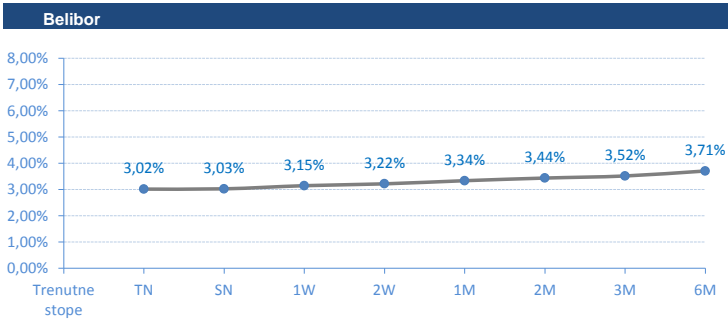
BEONIA

Date	Rate	Promena (%)
31.05.17	2,90%	0,00%
30.05.17	2,90%	0,35%
29.05.17	2,89%	-0,34%
26.05.17	2,90%	0,00%
25.05.17	2,90%	0,69%
24.05.17	2,88%	0,70%
23.05.17	2,86%	-3,05%
22.05.17	2,95%	1,37%
19.05.17	2,91%	-0,34%
18.05.17	2,92%	



* Izvor: Reuters; Objavljeno prethodnog radnog dana

Kamatne stope/Prinos na tržištu

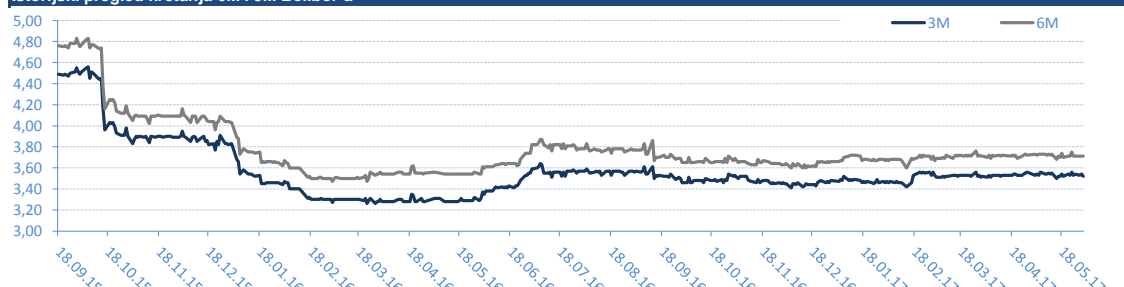


BELIBOR

Trenutne stope	
TN	3,02%
SN	3,03%
1W	3,15%
2W	3,22%
1M	3,34%
2M	3,44%
3M	3,52%
6M	3,71%

* Objavljeno prethodnog radnog dana

Istorijski pregled kretanja 6M i 3M Belibor-a

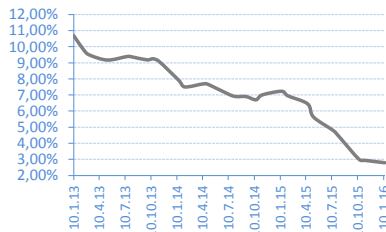


DRŽAVNE HOV Republike Srbije u Dinarima - primarna prodaja

* Izvor: MF - Trezor

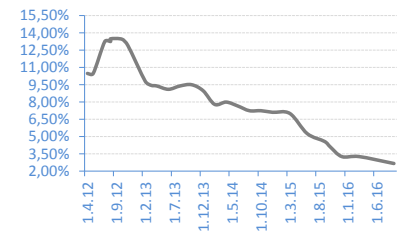
T-BILLS 3M - RSD

Datum	Stopa	Realizacija
14.01.16	2,79%	100,00%
05.11.15	2,94%	100,00%
15.10.15	3,00%	92,18%
06.08.15	4,40%	96,26%
16.07.15	4,79%	98,47%
07.05.15	5,63%	92,92%
16.04.15	6,45%	100,00%
05.02.15	6,95%	45,05%



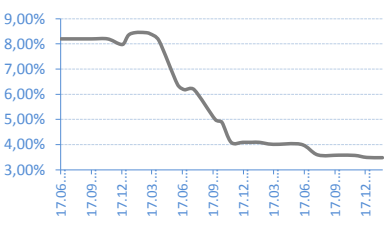
T-BILLS 6M - RSD

Datum	Stopa	Realizacija
01.09.16	2,65%	23,03%
03.03.16	3,25%	96,46%
03.12.15	3,25%	97,22%
08.10.15	4,09%	100,00%
03.09.15	4,57%	87,90%
04.06.15	5,25%	93,30%
05.03.15	7,00%	21,33%
04.12.14	7,10%	100,00%



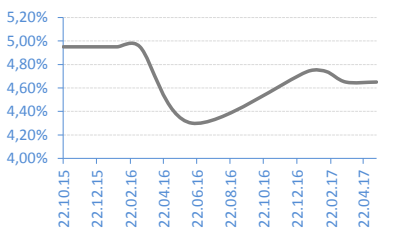
T-BILLS 53W - RSD

Datum	Stopa	Realizacija
06.02.17	3,48%	17,91%
21.12.16	3,49%	32,00%
15.11.16	3,57%	45,64%
28.09.16	3,58%	52,92%
27.07.16	3,59%	49,07%
07.06.16	4,01%	78,06%
15.03.16	4,01%	16,73%
02.02.16	4,09%	63,42%



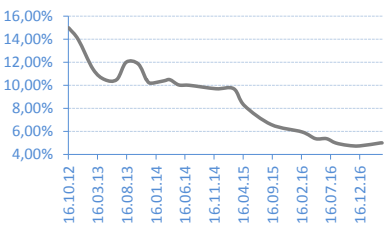
G-BONDS 2Y - RSD

Datum	Stopa	Realizacija
16.05.17	4,65%	43,95%
21.03.17	4,65%	100,00%
13.02.17	4,74%	78,80%
10.01.17	4,74%	23,25%
13.06.16	4,30%	95,67%
10.03.16	4,95%	56,41%
28.01.16	4,95%	38,44%
10.12.15	4,95%	94,97%



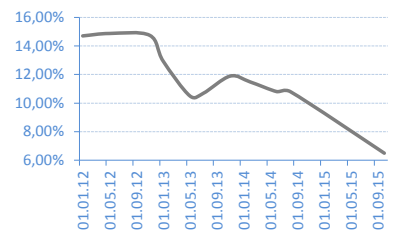
G-BONDS 3Y - RSD

Datum	Stopa	Realizacija
11.04.17	5,00%	15,30%
03.04.17	5,00%	14,02%
15.12.16	4,74%	91,48%
13.10.16	4,79%	55,21%
11.08.16	5,00%	81,81%
24.06.16	5,37%	11,36%
28.04.16	5,37%	20,70%
18.02.16	5,95%	105,26%



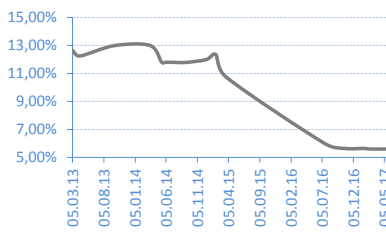
G-BONDS 5Y - RSD

Datum	Stopa	Realizacija
20.10.15	6,50%	69,94%
19.08.14	10,80%	60,89%
25.06.14	10,80%	57,49%
04.02.14	11,48%	31,29%
19.11.13	11,89%	99,01%
23.07.13	10,69%	7,34%
28.05.13	10,50%	25,31%
22.01.13	12,94%	100,00%




G-BONDS 7Y - RSD

Datum	Stopa	Realizacija
17.05.17	5,60%	43,41%
23.02.17	5,60%	8,49%
26.01.17	5,64%	9,66%
25.10.16	5,64%	93,74%
19.07.16	5,98%	94,41%
24.03.15	10,75%	100,00%
03.02.15	12,34%	78,28%
17.12.14	11,99%	100,00%



G-BONDS 10Y - RSD

Datum	Stopa	Realizacija
21.10.14	12,99%	93,26%

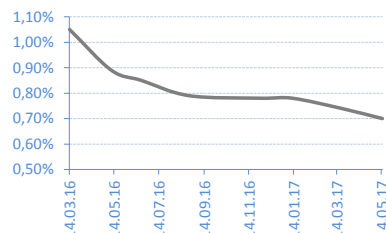


DRŽAVNE HOV Republike Srbije u Evrima - primarna prodaja

* Izvor: MF - Trezor

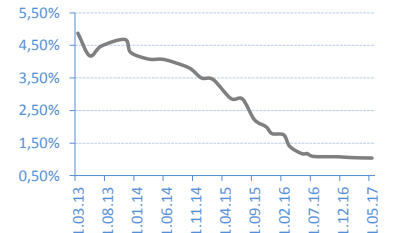
T-BILLS 53W - EUR

Datum	Stopa	Realizacija
15.05.17	0,70%	91,30%
20.03.17	0,74%	60,00%
12.01.17	0,78%	46,20%
29.11.16	0,78%	100,00%
24.08.16	0,79%	100,00%
20.06.16	0,85%	100,00%
10.05.16	0,89%	100,00%
14.03.16	1,05%	100,00%



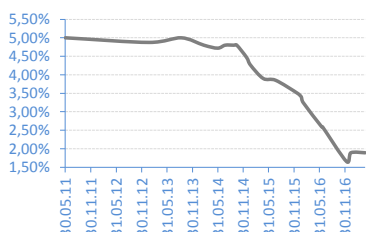
G-BONDS 2Y - EUR

Datum	Stopa	Realizacija
23.05.17	1,04%	99,00%
14.02.17	1,05%	95,35%
06.12.16	1,07%	66,00%
04.11.16	1,08%	23,00%
28.07.16	1,09%	46,01%
21.06.16	1,18%	53,58%
09.06.16	1,18%	35,00%
12.05.16	1,18%	100,00%



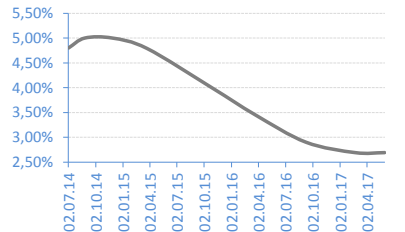
G-BONDS 3Y - EUR

Datum	Stopa	Realizacija
24.04.17	1,89%	100,00%
11.01.17	1,89%	57,90%
12.12.16	1,65%	96,43%
22.06.16	2,59%	34,24%
16.06.16	2,59%	99,88%
03.02.16	3,25%	100,00%
21.01.16	3,40%	76,75%
24.12.15	3,50%	46,33%



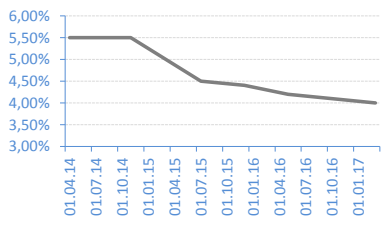
G-BONDS 5Y - EUR

Datum	Stopa	Realizacija
31.05.17	2,69%	100,00%
21.02.17	2,69%	98,40%
08.09.16	2,90%	100,00%
22.03.16	3,45%	100,00%
27.10.15	4,00%	100,00%
23.03.15	4,79%	82,95%
26.11.14	5,00%	59,99%
26.08.14	5,00%	21,12%



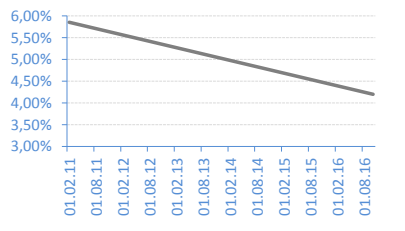
G-BONDS 10Y - EUR

Datum	Stopa	Realizacija
15.03.17	4,00%	65,60%
25.05.16	4,20%	96,00%
04.12.15	4,40%	100,00%
28.07.15	4,50%	76,77%
19.11.14	5,50%	100,00%



G-BONDS 15Y - EUR

Datum	Stopa	Realizacija
19.10.16	4,20%	100,00%
14.02.11	5,85%	48,68%



AKCIJE - REGULISANO TRŽIŠTE

Najtrgovanije HOV

	Simbol	Cena	% Promena	Open	Max	Min	Broj trans	Obim	Promet RSD
Messer Tehnogas a.d. Beograd	TGAS	10.500	-3,68%	10.500	10.500	10.500	3	95	997.500
Alfa plam a.d. Vranje	ALFA	35.500	0,00%	35.500	35.500	35.500	1	25	887.500
Takovo a.d. Gornji Milanovac	TKVO	80	0,00%	80	80	80	3	10.533	842.640
Galenika Fitofarmacija a.d. Zemun	FITO	2.689	3,42%	2.650	2.700	2.650	8	292	785.210
Aerodrom Nikola Tesla a.d. Beograd	AERO	1.263	-0,16%	1.260	1.265	1.257	152	505	637.418

Dobitnici

	Simbol	Cena	% Promena	Open	Max	Min	Broj trans	Obim	Promet RSD
Dunav osiguranje a.d. Beograd	DNOS	1.400	7,69%	1.400	1.400	1.400	1	20	28.000
Soja protein a.d. Becej	SJPT	500	4,17%	500	500	500	2	20	10.000
Energoprojekt holding a.d. Beograd	ENHL	1.450	3,65%	1.450	1.450	1.450	1	10	14.500
Galenika Fitofarmacija a.d. Zemun	FITO	2.689	3,42%	2.650	2.700	2.650	8	292	785.210
Komercijalna banka a.d. Beograd	KMBN	1.823	1,00%	1.824	1.825	1.823	4	98	178.688

Gubitnici

	Simbol	Cena	% Promena	Open	Max	Min	Broj trans	Obim	Promet RSD
TE - TO a.d. Senta	TETO	1.100	-26,67%	1.100	1.100	1.100	1	30	33.000
Energoprojekt Entel a.d. Beograd	EPEN	9.677	-21,96%	11.600	11.600	8.715	4	15	145.150
Messer Tehnogas a.d. Beograd	TGAS	10.500	-3,68%	10.500	10.500	10.500	3	95	997.500
NIS a.d. Novi Sad	NIIS	737	-0,41%	736	740	733	129	713	525.061
Aerodrom Nikola Tesla a.d. Beograd	AERO	1.263	-0,16%	1.260	1.265	1.257	152	505	637.418

AKCIJE - MTP

Najtrgovanije HOV

	Simbol	Cena	% Promena	Ponuda	Tražnja	Broj	Obim	Promet RSD
Paracinka a.d. Paracin	PARP	1.190	8,18%	100	566	3	90	107.100
BB Trade a.d. Zitiste	BBTR	2.500	0,00%	37	61	3	37	92.500
Autoventil a.d. Uzice	AVEN	730	-2,41%	1027	310	2	100	73.000
Central a.d. Vrbas	CTVB	510	0,00%	126	153	1	126	64.260
Sajkaska fabrika secera a.d. Zabalj	SJKS	3.300	0,00%	61	15	1	15	49.500

Dobitnici

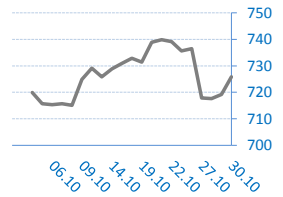
	Simbol	Cena	% Promena	Ponuda	Tražnja	Broj	Obim	Promet RSD
Paracinka a.d. Paracin	PARP	1.190	8,18%	100	566	3	90	107.100

Gubitnici

	Simbol	Cena	% Promena	Ponuda	Tražnja	Broj	Obim	Promet RSD
Autoventil a.d. Uzice	AVEN	730	-2,41%	1027	310	2	100	73.000

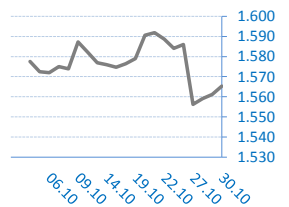
BELEX15

Vrednost	725,85
Promena	6,7
%	0,93%



BELEXline

Vrednost	1.565,30
Promena	4,19
%	0,27%



Kontakti:

Srđan Tomašević

srđjan.tomasevic@erstebank.rs
Devizno tržište
011/220 9116

Dušan Stević

dusan.stevic@erstebank.rs
Devizno tržište
011/220 9118

Danijela Stojanović

danijela.stojanovic@erstebank.rs
Devizno tržište
011/ 220 9132

Nenad Đurović

nenad.djurovic@erstebank.rs
Novčano tržište
011/ 220 9115

Aleksandra Parčetić

aleksandra.parcetic@erstebank.rs

Marija Đorđević

marija.djordjevic@erstebank.rs

Dragan Maksimović

dragan.maksimovic@erstebank.rs

Brokersko poslovanje - Hartije od vrednosti Brokersko poslovanje - Hartije od vrednosti Brokersko poslovanje - Hartije od vrednosti

011/220 9159

011/220 9181
011/220 9110

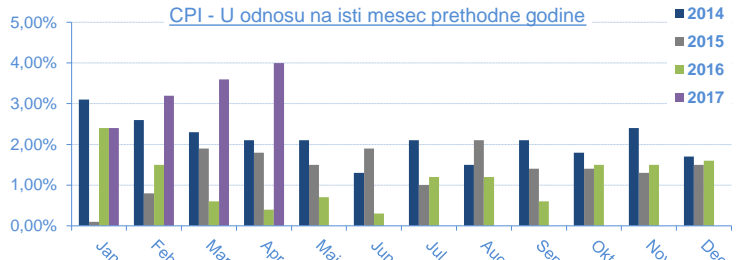
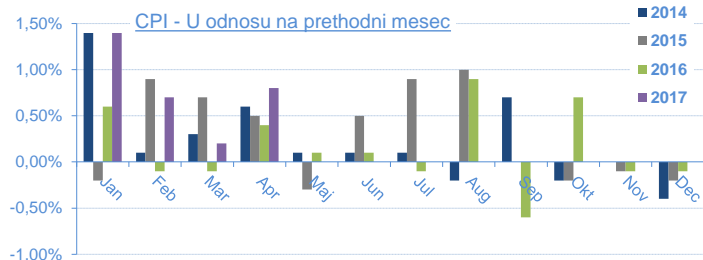
011/ 220 9179

Izveštaj sačinio Sektor sredstava / Odeljenje Middle office

Informacije i cene iz ovog pregleda dobijene su iz izvora za koje verujemo da su pouzdani ali ne garantujemo njihovu tačnost i potpunost. Navedene informacije su važeće samo u trenutku njihovog sastavljanja a objavljuju se u ciju opšteg informisanja, pri čemu ne predstavljaju bilo kakav oblik investicionog saveta niti preporuke za investiranje niti na bilo koji način obavezuju Erste Bank ad Novi Sad u pogledu odgovornosti za štetu nastalu upotrebom informacija iz ovog pregleda.

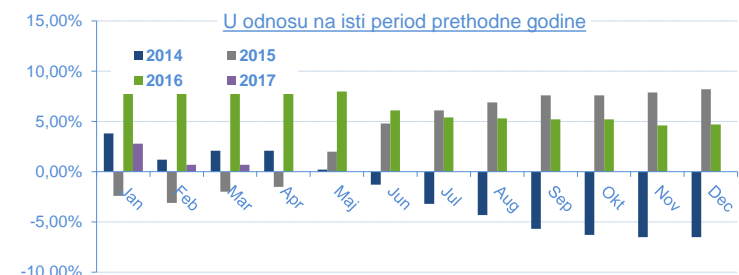
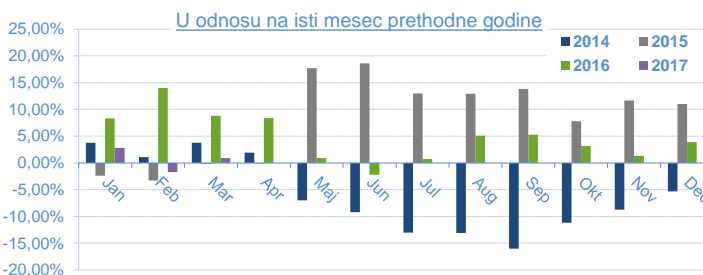
Indeks potrošačkih cena (Consumer Price Index - CPI)

	Jan	Feb	Mar	Apr	Maj	Jun	Jul	Aug	Sep	Okt	Nov	Dec
U odnosu na prethodni mesec	1,40%	0,70%	0,20%	0,80%								
U odnosu na isti mesec 2016.	2,40%	3,20%	3,60%	4,00%								
U odnosu na decembar 2016.	1,40%	2,20%	2,40%	3,20%								
Datum objavljivanja	23.02.17	13.03.17	12.04.17	12.05.17								



INDUSTRIJSKA PROIZVODNJA

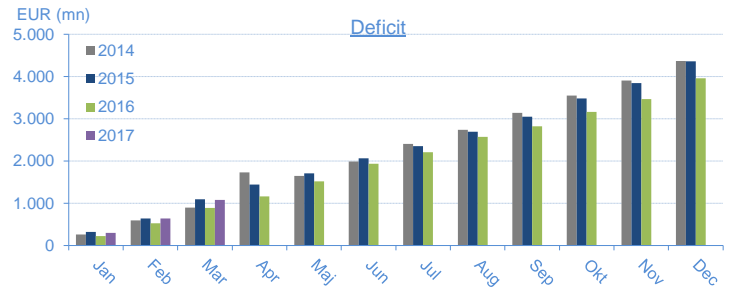
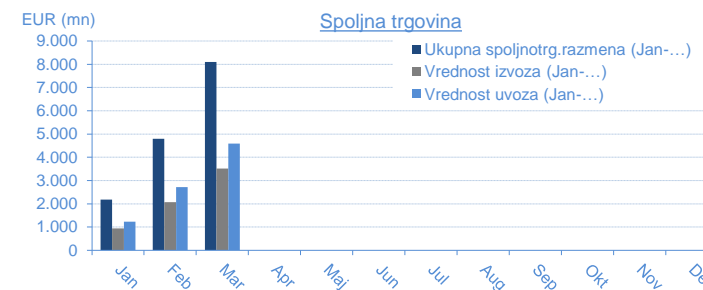
	Jan	Feb	Mar	Apr	Maj	Jun	Jul	Aug	Sep	Okt	Nov	Dec
U odnosu na isti mesec 2016	2,80%	-1,70%	0,90%									
U odnosu na isti period 2016 (jan-...)	2,80%	0,70%	0,70%									
U odnosu na prosek 2016	12,70%	-8,20%	6,00%									
Datum objavljivanja	28.02.17	03.04.17	28.04.17									



SPOLJNOTRGOVINSKA ROBNA RAZMENA

* u eur mln

Mesec	Jan	Feb	Mar	Apr	Maj	Jun	Jul	Aug	Sep	Okt	Nov	Dec
Ukupna spoljnotrg.razmena (Jan-...)	2.173,70	4.793,20	8.100,60									
Promena (u odnosu na isti period 2016.)	13,20%	10,30%	14,70%									
Vrednost izvoza (Jan-...)	937,00	2.075,60	3.510,20									
Promena (u odnosu na isti period 2016.)	10,10%	8,50%	13,60%									
Vrednost uvoza (Jan-...)	1.236,70	2.717,60	4.590,40									
Promena (u odnosu na isti period 2016.)	15,60%	11,70%	15,50%									
Deficit (jan-...)	299,70	642,00	1.080,30									
Promena (u odnosu na isti period 2016.)	36,90%	23,70%	22,20%									
Pokrivenost uvoza izvozom	75,70%	76,40%	76,50%									
Datum objavljivanja	17.03.17	03.04.17	28.04.17									



BUDŽETSKI DEFICIT

* u rsd mln

Budžetski deficit u 2016.	-7.947,12
Januar 2017	19.003,70
Februar 2017	-7.494,12
Mart 2017	-4.356,63
April 2017	
Maj 2017	
Jun 2017	
Jul 2017	
Avgust 2017	
Septembar 2017	
Oktobar 2017	
Novembar 2017	
Decembar 2017	
Budžetski deficit u 2017.	7.152,95
Planirani deficit u 2017.	-69.100,00
Ostvarenje plana	-10,35%
Datum ažuriranja	04.05.17

