

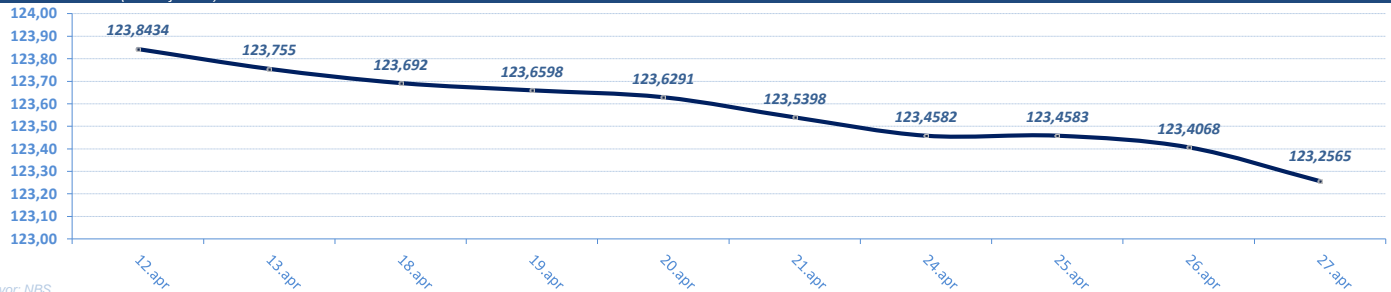
VESTI

► **SREDNJI KURS EUR/RSD**: Dinar ojačao u odnosu na evro za 0,0503, srednji kurs 123,2565. Obim međubankarske trgovine evrom na dan 26. Aprila do 12:30h iznosio je 6 miliona evra. NBS nije intervenisala na međubankarskom deviznom tržištu (od početka godine ukupno prodala 345 miliona evra).

► **BEOGRADSKA BERZA**: Indeksi zabeležili različite vrednosti, BELEX15 manji za 0,12 odsto, BELEXljaj veći za 0,18 odsto. Promet veći u odnosu na prethodni dan, na regulisanom tržištu najviše trgovano akcijama Energoprojekt Entela, NIS-a, Laste Beograd, Jedinstva Sevojno i Impola Sevojno.

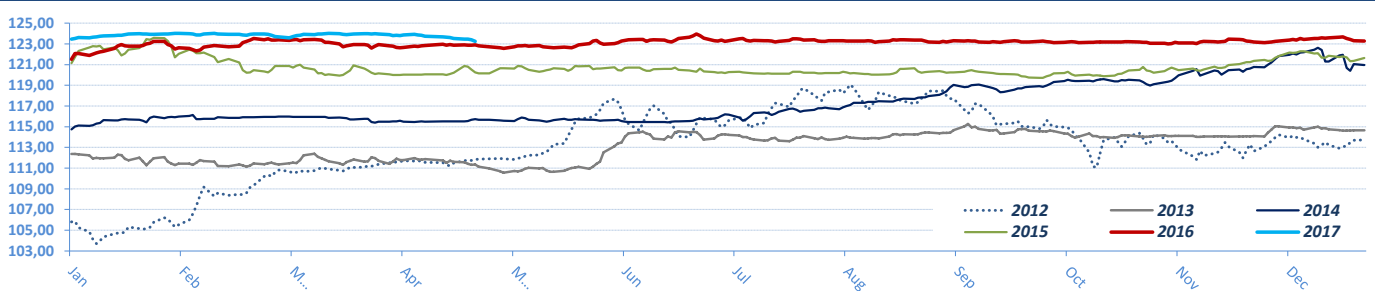
DEVIZNO TRŽIŠTE

EUR / RSD (Srednji kurs) ► 10 dana

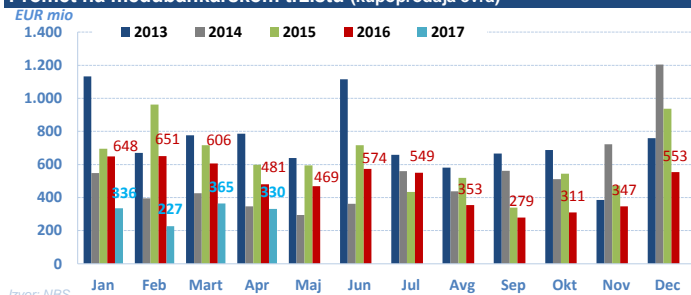


Izvor: NBS

EUR / RSD (Srednji kurs) ► Jan -

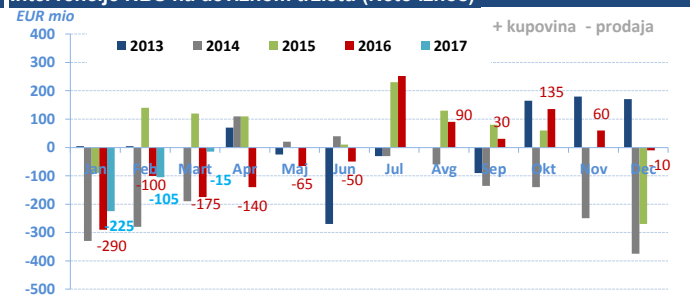


Promet na međubankarskom tržištu (kupoprodaja evra)

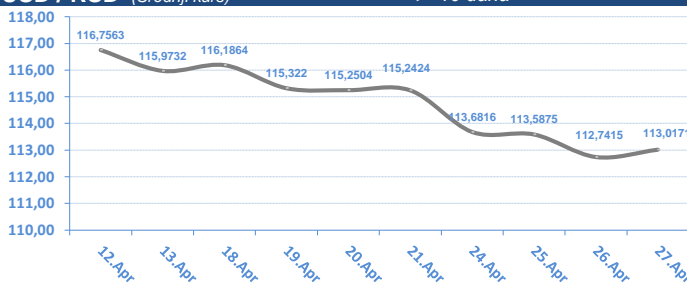


Izvor: NBS

Intervencije NBS na deviznom tržištu (Neto iznos)

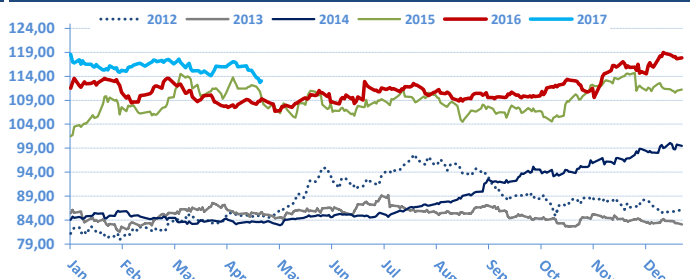


USD / RSD (Srednji kurs) ► 10 dana



Izvor: NBS

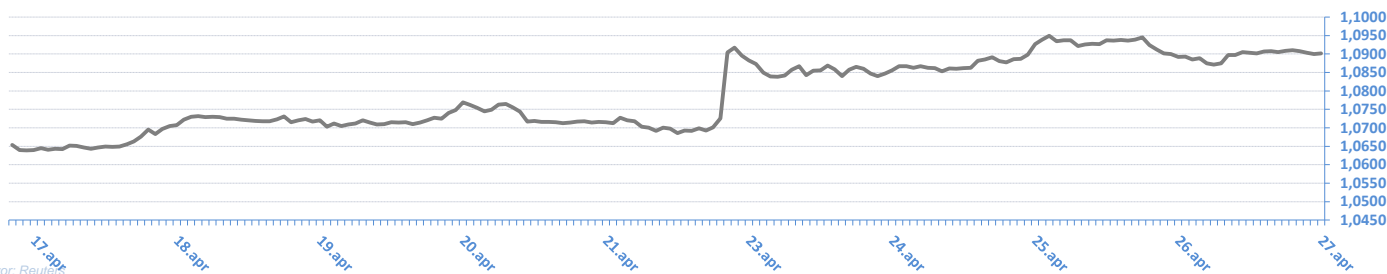
USD / RSD (Srednji kurs) ► Jan -



Mesečna promena				Godišnja promena					
	EUR/RSD	%	USD/RSD	%	EUR/RSD	%	USD/RSD	%	
03.04.17	123,8850	0,03%	115,9646	-1,13%	27.04.17	123,2565	-0,16%	113,0171	-4,71%
01.03.17	123,8434	-0,13%	117,2871	2,02%	04.01.17	123,4512	1,59%	118,6004	6,34%
01.02.17	124,0022	0,45%	114,9659	-3,06%	04.01.16	121,5145	0,30%	111,5324	9,90%
04.01.17	123,4512	0,27%	118,6004	2,30%	05.01.15	121,1543	5,58%	101,4863	20,72%
01.12.16	123,1148	0,05%	115,9382	3,35%	03.01.14	114,7559	2,14%	84,0641	-1,67%
01.11.16	123,0563	-0,13%	112,1753	2,31%	03.01.13	112,3495	6,20%	85,4889	5,32%
03.10.16	123,2139	0,05%	109,6404	-0,70%	04.01.12	105,7880	-0,21%	81,1693	2,16%
01.09.16	123,1498	-0,07%	110,4185	0,11%	04.01.11	106,0156	10,47%	79,4541	18,48%
01.08.16	123,2419	-0,03%	110,2934	-0,70%	04.01.10	95,9679	7,17%	67,0635	4,25%
01.07.16	123,2832	0,26%	111,0760	0,47%	05.01.09	89,5436	12,27%	64,3273	18,68%
01.06.16	122,9607	0,31%	110,5563	3,61%	03.01.08	79,7577	-0,05%	54,2016	-10,58%
04.05.16	122,5815	-0,18%	106,7040	-1,13%	04.01.07	79,8000	-7,21%	60,6153	-14,94%
01.04.16	122,7996		107,9272		04.01.06	86,0010		71,2629	

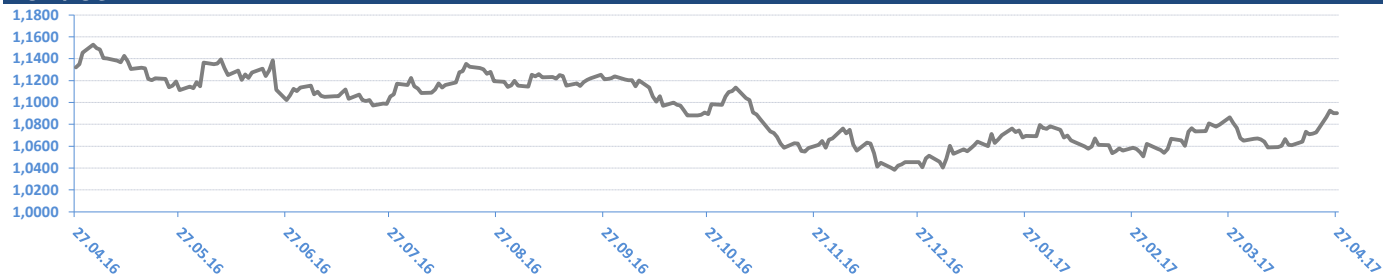
EUR / USD

► 10 dana



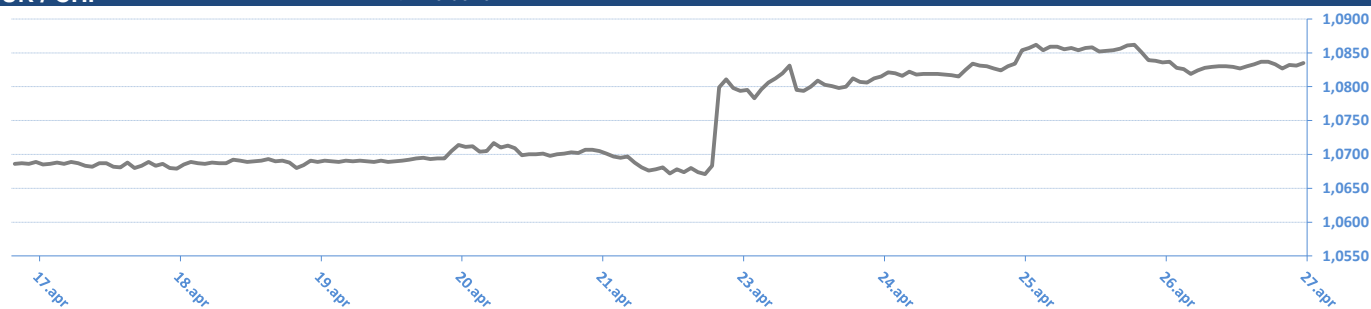
Izvor: Reuters

EUR / USD



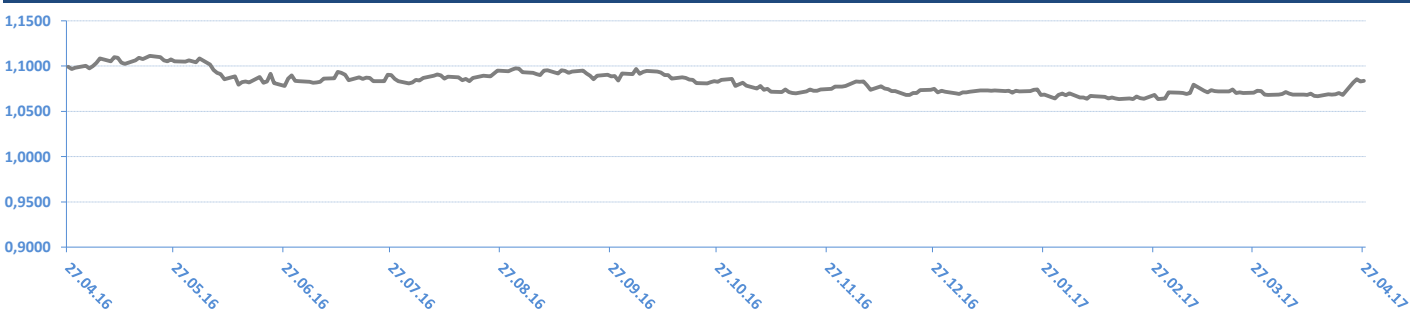
EUR / CHF

► 10 dana



Izvor: Reuters

EUR / CHF



27.04.2017 08:48:52

EUR / XX

Valutni par	Kupovni	Prodajni
EUR/USD	1,0900	1,0904
EUR/JPY	121,3600	121,4200
EUR/GBP	0,8461	0,8463
EUR/CHF	1,0837	1,0840
EUR/DKK	7,4398	7,4403
EUR/NOK	9,3528	9,3558
EUR/SEK	9,5532	9,5577
EUR/CAD	1,4772	1,4777
EUR/AUD	1,4559	1,4563
EUR/HUF	312,5200	312,7400
EUR/CZK	26,8790	26,9090
EUR/PLN	4,2256	4,2286
EUR/HRK	7,4730	7,4780
EUR/RUB	61,9581	62,0210
EUR/NZD	1,5773	1,5776

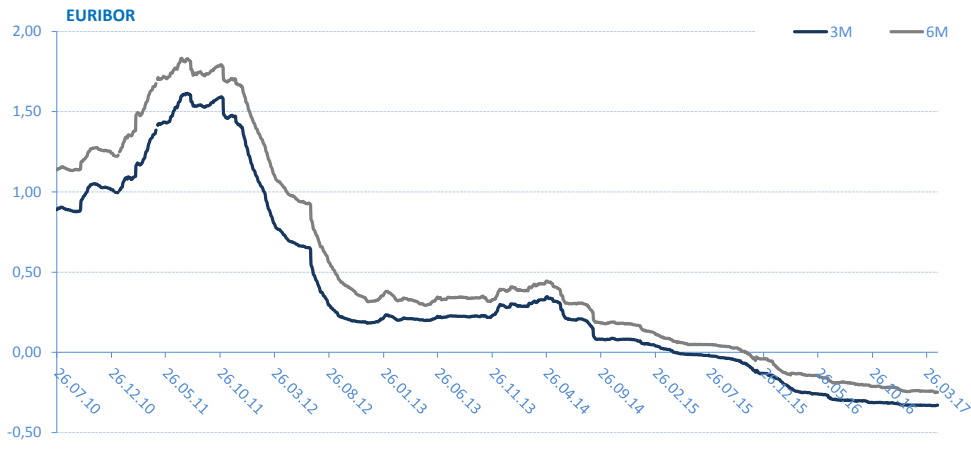
USD / XX

Valutni par	Kupovni	Prodajni
USD/EUR	0,9171	0,9171
USD/JPY	111,3200	111,3300
USD/GBP	0,7762	0,7764
USD/CHF	0,9939	0,9941
USD/DKK	6,8238	6,8246
USD/NOK	8,5801	8,5831
USD/SEK	8,7633	8,7663
USD/CAD	1,3550	1,3554
USD/AUD	1,3348	1,3362
USD/HUF	286,6100	286,8200
USD/CZK	24,6450	24,6750
USD/SKK	21,5460	21,6000
USD/PLN	3,8760	3,8775
USD/HRK	6,8528	6,8599
USD/RUB	56,8645	56,8735
USD/NZD	1,4463	1,4474

EURIBOR

SW	-0,380
2W	-0,373
1M	-0,373
3M	-0,329
6M	-0,248
1Y	-0,121

* Izvor: Reuters; Objavljeno prethodnog radnog dana



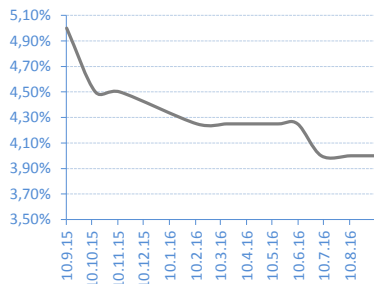
Kamatne stope Centralnih Banaka

CB	Kamatna stopa
USD	1,00
EUR	0,00
GBP	0,25
CAD	0,50
AUD	1,50
JPY	0,10

* Izvor: Reuters; Objavljeno prethodnog radnog dana

REFERENTNA KAMATNA STOPA NBS

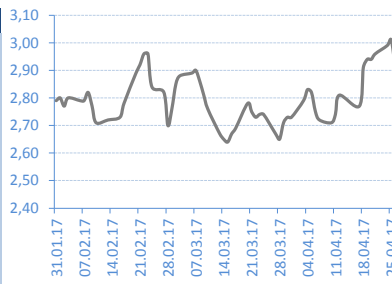
Date	Rate	Promena (%)
08.09.16	4,00%	0,00%
11.08.16	4,00%	0,00%
07.07.16	4,00%	-5,88%
09.06.16	4,25%	0,00%
17.05.16	4,25%	0,00%
07.04.16	4,25%	0,00%
17.03.16	4,25%	0,00%
11.02.16	4,25%	-5,56%
12.11.15	4,50%	0,00%
14.10.15	4,50%	0,00%



* Izvor: NBS

BEONIA

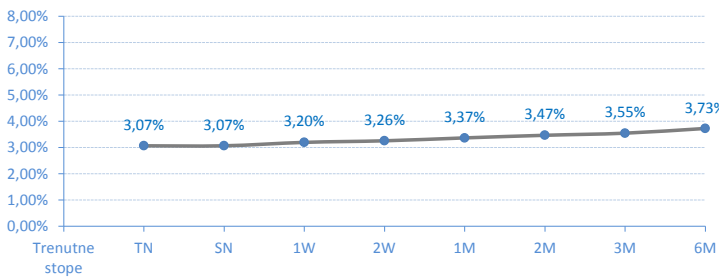
Date	Rate	Promena (%)
26.04.17	2,91%	-3,32%
25.04.17	3,01%	0,67%
24.04.17	2,99%	1,01%
21.04.17	2,96%	0,68%
20.04.17	2,94%	0,00%
19.04.17	2,94%	1,03%
18.04.17	2,91%	5,05%
17.04.17	2,77%	-1,42%
12.04.17	2,81%	2,55%
11.04.17	2,74%	



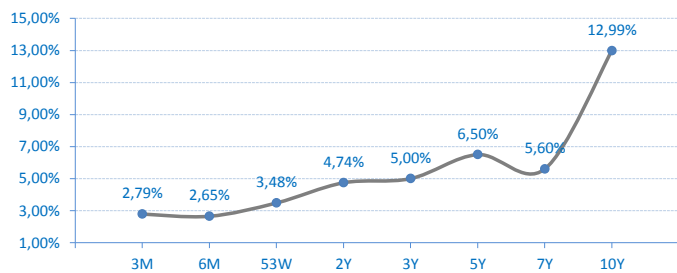
* Izvor: Reuters; Objavljeno prethodnog radnog dana

Kamatne stope/Prinos na tržištu

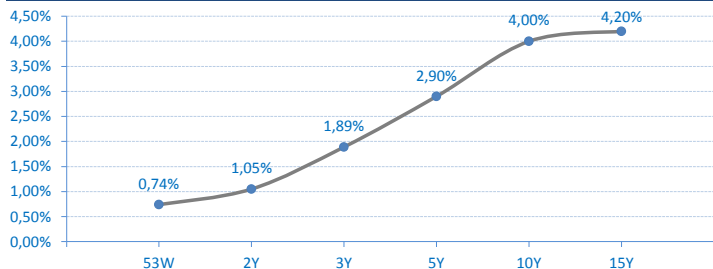
Belibor



Državne HOV Republike Srbije u Dinarima - prinosi sa poslednje aukcije



Državne HOV Republike Srbije u Evrima - prinosi sa poslednje aukcije

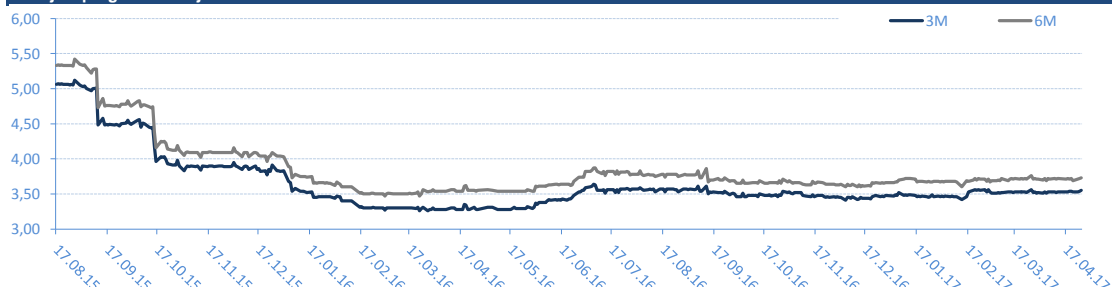


BELIBOR

Trenutne stope	
TN	3,07%
SN	3,07%
1W	3,20%
2W	3,26%
1M	3,37%
2M	3,47%
3M	3,55%
6M	3,73%

* Objavljeno prethodnog radnog dana

Istorijski pregled kretanja 6M i 3M Belibor-a

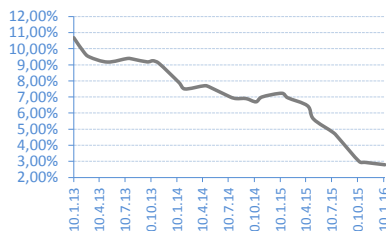


DRŽAVNE HOV Republike Srbije u Dinarima - primarna prodaja

* Izvor: MF - Trezor

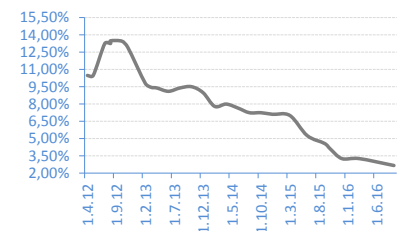
T-BILLS 3M - RSD

Datum	Stopa	Realizacija
14.01.16	2,79%	100,00%
05.11.15	2,94%	100,00%
15.10.15	3,00%	92,18%
06.08.15	4,40%	96,26%
16.07.15	4,79%	98,47%
07.05.15	5,63%	92,92%
16.04.15	6,45%	100,00%
05.02.15	6,95%	45,05%



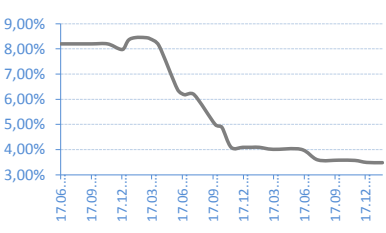
T-BILLS 6M - RSD

Datum	Stopa	Realizacija
01.09.16	2,65%	23,03%
03.03.16	3,25%	96,46%
03.12.15	3,25%	97,22%
08.10.15	4,09%	100,00%
03.09.15	4,57%	87,90%
04.06.15	5,25%	93,30%
05.03.15	7,00%	21,33%
04.12.14	7,10%	100,00%



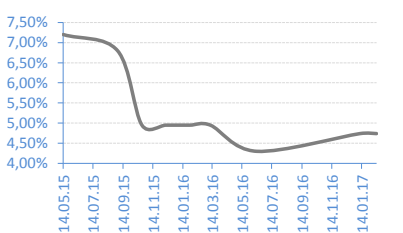
T-BILLS 53W - RSD

Datum	Stopa	Realizacija
06.02.17	3,48%	17,91%
21.12.16	3,49%	32,00%
15.11.16	3,57%	45,64%
28.09.16	3,58%	52,92%
27.07.16	3,59%	49,07%
07.06.16	4,01%	78,06%
15.03.16	4,01%	16,73%
02.02.16	4,09%	63,42%



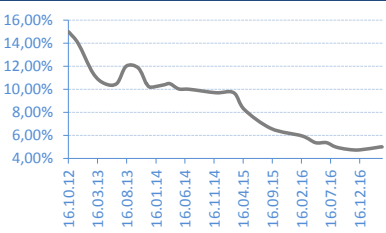
G-BONDS 2Y - RSD

Datum	Stopa	Realizacija
13.02.17	4,74%	78,80%
10.01.17	4,74%	23,25%
13.06.16	4,30%	95,67%
10.03.16	4,95%	56,41%
28.01.16	4,95%	38,44%
10.12.15	4,95%	94,97%
22.10.15	4,95%	74,49%
02.09.15	6,80%	94,50%



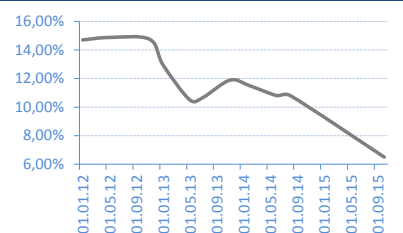
G-BONDS 3Y - RSD

Datum	Stopa	Realizacija
11.04.17	5,00%	15,30%
03.04.17	5,00%	14,02%
15.12.16	4,74%	91,48%
13.10.16	4,79%	55,21%
11.08.16	5,00%	81,81%
24.06.16	5,37%	11,36%
28.04.16	5,37%	20,70%
18.02.16	5,95%	105,26%



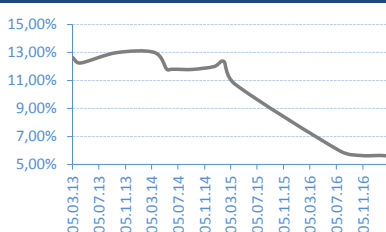
G-BONDS 5Y - RSD

Datum	Stopa	Realizacija
20.10.15	6,50%	69,94%
19.08.14	10,80%	60,89%
25.06.14	10,80%	57,49%
04.02.14	11,48%	31,29%
19.11.13	11,89%	99,01%
23.07.13	10,69%	7,34%
28.05.13	10,50%	25,31%
22.01.13	12,94%	100,00%




G-BONDS 7Y - RSD

Datum	Stopa	Realizacija
23.02.17	5,60%	8,49%
26.01.17	5,64%	9,66%
25.10.16	5,64%	93,74%
19.07.16	5,98%	94,41%
24.03.15	10,75%	100,00%
03.02.15	12,34%	78,28%
17.12.14	11,99%	100,00%
09.09.14	11,79%	57,82%



G-BONDS 10Y - RSD

Datum	Stopa	Realizacija
21.10.14	12,99%	93,26%

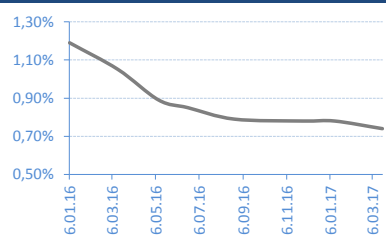


DRŽAVNE HOV Republike Srbije u Evrima - primarna prodaja

* Izvor: MF - Trezor

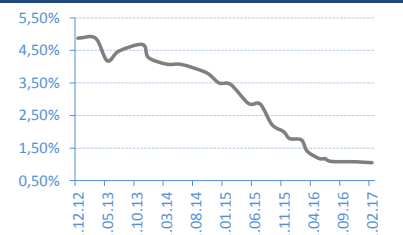
T-BILLS 53W - EUR

Datum	Stopa	Realizacija
20.03.17	0,74%	60,00%
12.01.17	0,78%	46,20%
29.11.16	0,78%	100,00%
24.08.16	0,79%	100,00%
20.06.16	0,85%	100,00%
10.05.16	0,89%	100,00%
14.03.16	1,05%	100,00%
06.01.16	1,19%	99,17%



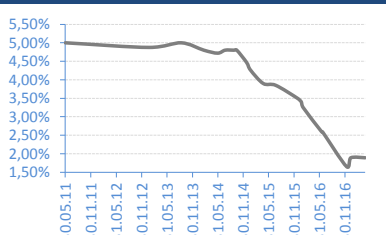
G-BONDS 2Y - EUR

Datum	Stopa	Realizacija
14.02.17	1,05%	95,35%
06.12.16	1,07%	66,00%
04.11.16	1,08%	23,00%
28.07.16	1,09%	46,01%
21.06.16	1,18%	53,58%
09.06.16	1,18%	35,00%
12.05.16	1,18%	100,00%
24.03.16	1,40%	57,50%



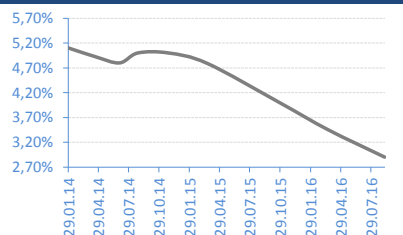
G-BONDS 3Y - EUR

Datum	Stopa	Realizacija
24.04.17	1,89%	100,00%
11.01.17	1,89%	57,90%
12.12.16	1,65%	96,43%
22.06.16	2,59%	34,24%
16.06.16	2,59%	99,88%
03.02.16	3,25%	100,00%
21.01.16	3,40%	76,75%
24.12.15	3,50%	46,33%



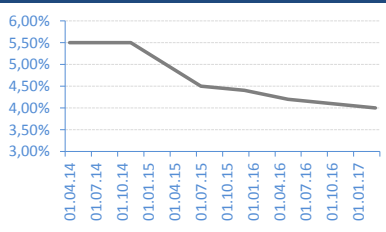
G-BONDS 5Y - EUR

Datum	Stopa	Realizacija
08.09.16	2,90%	100,00%
22.03.16	3,45%	100,00%
27.10.15	4,00%	100,00%
23.03.15	4,79%	82,95%
26.11.14	5,00%	59,99%
26.08.14	5,00%	21,12%
02.07.14	4,80%	87,56%
22.04.14	4,92%	48,62%



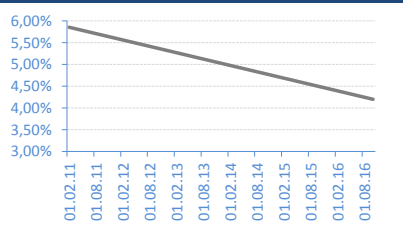
G-BONDS 10Y - EUR

Datum	Stopa	Realizacija
15.03.17	4,00%	65,60%
25.05.16	4,20%	96,00%
04.12.15	4,40%	100,00%
28.07.15	4,50%	76,77%
19.11.14	5,50%	100,00%



G-BONDS 15Y - EUR

Datum	Stopa	Realizacija
19.10.16	4,20%	100,00%
14.02.11	5,85%	48,68%



AKCIJE - REGULISANO TRŽIŠTE

Najtrgovanije HOV

	Simbol	Cena	% Promena	Open	Max	Min	Broj trans	Obim	Promet RSD
Jedinstvo a.d. Sevojno	JESV	4.733	0,70%	4.701	4.750	4.700	3	230	1.088.550
Energoprojekt Entel a.d. Beograd	EPEN	12.900	29,00%	12.900	12.900	12.900	3	59	761.100
Impol Seval a.d. Sevojno	IMPL	3.258	1,81%	3.260	3.260	3.250	14	132	430.030
Lasta a.d. Beograd	LSTA	700	0,00%	699	700	699	7	600	419.836
NIS a.d. Novi Sad	NIIS	750	-0,66%	750	750	750	25	528	396.000

Dobitnici

	Simbol	Cena	% Promena	Open	Max	Min	Broj trans	Obim	Promet RSD
Energoprojekt Entel a.d. Beograd	EPEN	12.900	29,00%	12.900	12.900	12.900	3	59	761.100
Philip Morris Operations a.d. Nis	DINNPB	2.750	3,34%	2.750	2.750	2.750	1	20	55.000
Impol Seval a.d. Sevojno	IMPL	3.258	1,81%	3.260	3.260	3.250	14	132	430.030
Jedinstvo a.d. Sevojno	JESV	4.733	0,70%	4.701	4.750	4.700	3	230	1.088.550

Gubitnici

	Simbol	Cena	% Promena	Open	Max	Min	Broj trans	Obim	Promet RSD
Jubmes banka a.d. Beograd	JMBN	6.000	-7,71%	6.000	6.000	6.000	1	7	42.000
NIS a.d. Novi Sad	NIIS	750	-0,66%	750	750	750	25	528	396.000
Messer Tehnogas a.d. Beograd	TGAS	11.227	-0,32%	11.300	11.300	11.200	4	19	213.313

AKCIJE - MTP

Najtrgovanije HOV

	Simbol	Cena	% Promena	Ponuda	Tražnja	Broj	Obim	Promet RSD
Buducnost a.d. Curug	BDCG	2.500	0,00%	147	199	2	147	367.500
Energoprojekt oprema a.d. Beograd	ENOP	4.450	2,18%	838	492	2	50	222.500
AMS Osiguranje a.d. Beograd	AMSO	200	0,00%	1248	1538	6	938	187.600
Novosadski sajam a.d. Novi Sad	NSSJ	550	0,00%	221	260	5	211	116.050
Banatski Despotovac a.d. Banatski Despotovac	BNDS	3.000	7,14%	28	28	2	28	84.000

Dobitnici

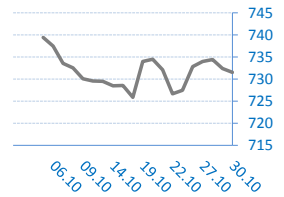
	Simbol	Cena	% Promena	Ponuda	Tražnja	Broj	Obim	Promet RSD
Banatski Despotovac a.d. Banatski Despotovac	BNDS	3.000	7,14%	28	28	2	28	84.000
Energoprojekt oprema a.d. Beograd	ENOP	4.450	2,18%	838	492	2	50	222.500

Gubitnici

	Simbol	Cena	% Promena	Ponuda	Tražnja	Broj	Obim	Promet RSD
--	--------	------	-----------	--------	---------	------	------	------------

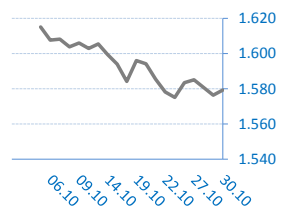
BELEX15

Vrednost	731,56
Promena	-0,85
%	-0,12%



BELEXline

Vrednost	1.579,23
Promena	2,90
%	0,18%



Kontakti:

Srđan Tomašević

srđjan.tomasevic@erstebank.rs
Devizno tržište
011/220 9116

Dušan Stević

dusan.stevic@erstebank.rs
Devizno tržište
011/220 9118

Danijela Stojanović

danijela.stojanovic@erstebank.rs
Devizno tržište
011/ 220 9132

Nenad Đurović

nenad.djurovic@erstebank.rs
Novčano tržište
011/ 220 9115

Aleksandra Parčetić

aleksandra.parcetic@erstebank.rs

Marija Đorđević

marija.djordjevic@erstebank.rs

Dragan Maksimović

dragan.maksimovic@erstebank.rs

Brokersko poslovanje - Hartije od vrednosti Brokersko poslovanje - Hartije od vrednosti Brokersko poslovanje - Hartije od vrednosti

011/220 9159

011/220 9181
011/220 9110

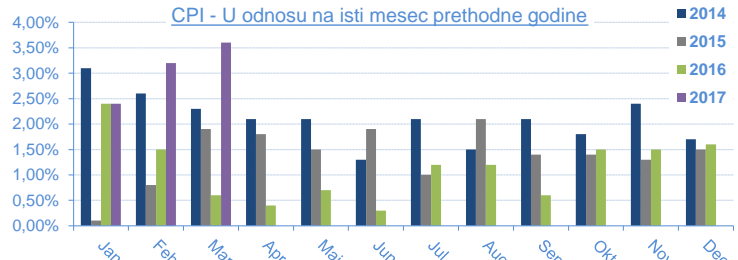
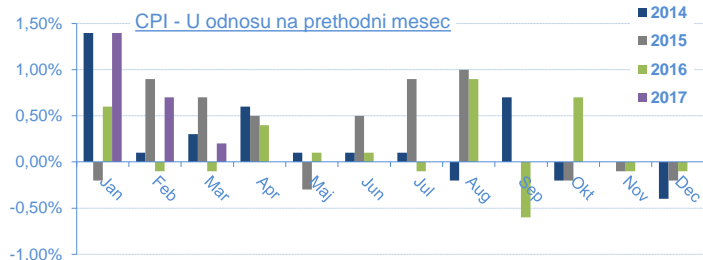
011/ 220 9179

Izveštaj sačinio Sektor sredstava / Odeljenje Middle office

Informacije i cene iz ovog pregleda dobijene su iz izvora za koje verujemo da su pouzdani ali ne garantujemo njihovu tačnost i potpunost. Navedene informacije su važeće samo u trenutku njihovog sastavljanja a objavljuju se u ciju opšteg informisanja, pri čemu ne predstavljaju bilo kakav oblik investicionog saveta niti preporuke za investiranje niti na bilo koji način obavezuju Erste Bank ad Novi Sad u pogledu odgovornosti za štetu nastalu upotrebom informacija iz ovog pregleda.

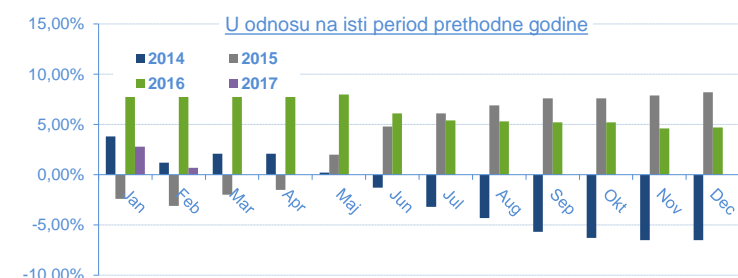
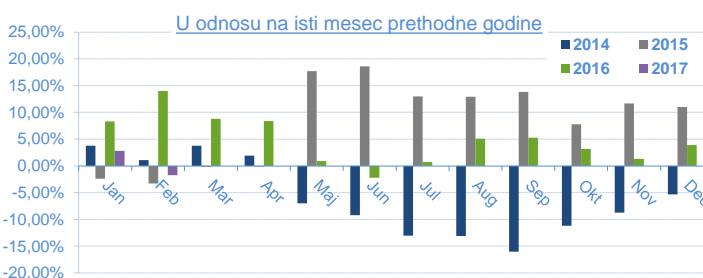
Indeks potrošačkih cena (Consumer Price Index - CPI)

	Jan	Feb	Mar	Apr	Maj	Jun	Jul	Aug	Sep	Okt	Nov	Dec
U odnosu na prethodni mesec	1,40%	0,70%	0,20%									
U odnosu na isti mesec 2016.	2,40%	3,20%	3,60%									
U odnosu na decembar 2016.	1,40%	2,20%	2,40%									
Datum objavljivanja	23.02.17	13.03.17	12.04.17									



INDUSTRIJSKA PROIZVODNJA

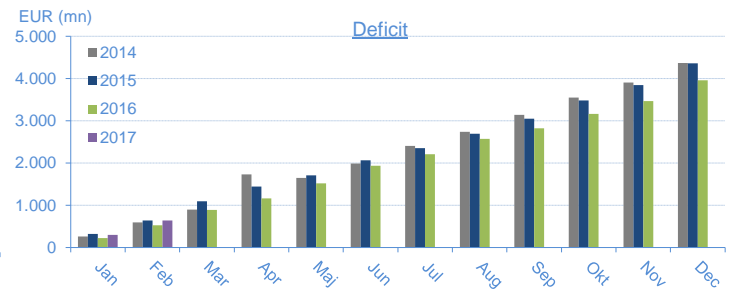
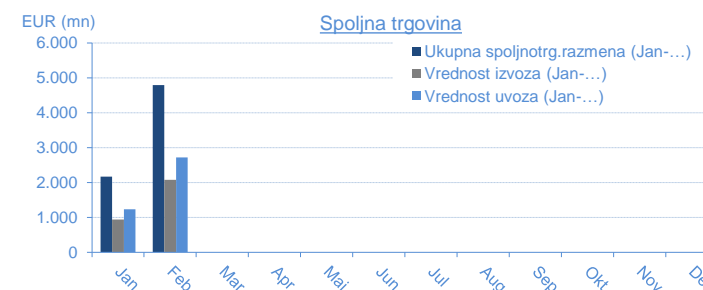
	Jan	Feb	Mar	Apr	Maj	Jun	Jul	Aug	Sep	Okt	Nov	Dec
U odnosu na isti mesec 2016	2,80%	-1,70%										
U odnosu na isti period 2016 (jan-...)	2,80%	0,70%										
U odnosu na prosek 2016	12,70%	-8,20%										
Datum objavljivanja	28.02.17	03.04.17										



SPOLJNOTRGOVINSKA ROBNA RAZMENA

* u eur mln

Mesec	Jan	Feb	Mar	Apr	Maj	Jun	Jul	Aug	Sep	Okt	Nov	Dec
Ukupna spoljnotrg.razmena (Jan-...)	2.173,70	4.793,20										
Promena (u odnosu na isti period 2016.)	13,20%	10,30%										
Vrednost izvoza (Jan-...)	937,00	2.075,60										
Promena (u odnosu na isti period 2016.)	10,10%	8,50%										
Vrednost uvoza (Jan-...)	1.236,70	2.717,60										
Promena (u odnosu na isti period 2016.)	15,60%	11,70%										
Deficit (jan-...)	299,70	642,00										
Promena (u odnosu na isti period 2016.)	36,90%	23,70%										
Pokrivenost uvoza izvozom	75,70%	76,40%										
Datum objavljivanja	17.03.17	03.04.17										



BUDŽETSKI DEFICIT

* u rsd mln

Budžetski deficit u 2016.	-7.947,12
Januar 2017	19.003,70
Februar 2017	-7.494,12
Mart 2017	
April 2017	
Maj 2017	
Jun 2017	
Jul 2017	
Avgust 2017	
Septembar 2017	
Oktobar 2017	
Novembar 2017	
Decembar 2017	
Budžetski deficit u 2017.	11.509,58
Planirani deficit u 2017.	-69.100,00
Ostvarenje plana	-16,66%
Datum ažuriranja	04.04.17

