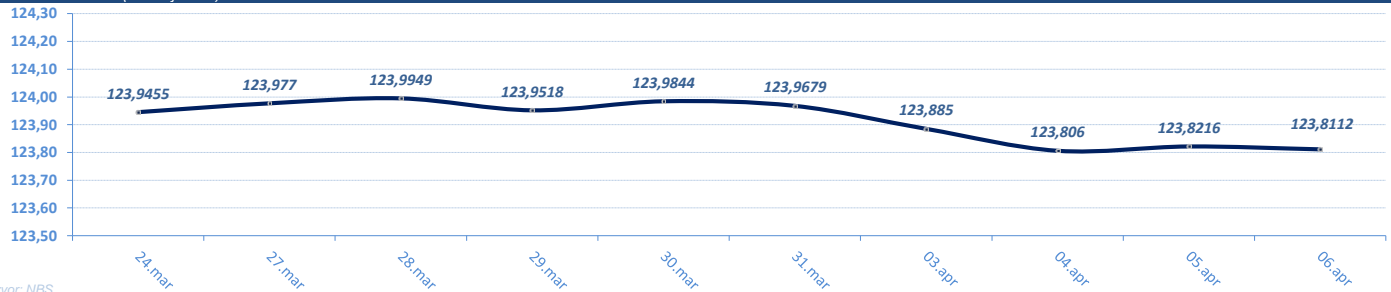


**VESTI**

- **SREDNJI KURS EUR/RSD**: Dinar *neznatno ojačao u odnosu na evro*, srednji kurs 123,8112. Obim međubankarske trgovine evrom na dan 05. Aprila do 12:30h iznosio je 15,3 miliona evra. NBS nije intervenisala na međubankarskom deviznom tržištu (od početka godine ukupno prodala 345 miliona evra).
- **BEOGRADSKA BERZA**: Indeksi zabeležili *suprotna kretanja*, BELEX15 manji za 0,01 odsto, BELEXlajn veći za 0,15 odsto. **Promet veći** u odnosu na prethodni dan, na regulisanom tržištu najviše trgovano akcijama Alfa plama, Impol Sevala, NIS-a, Energoprojekt holdinga i Metalca.

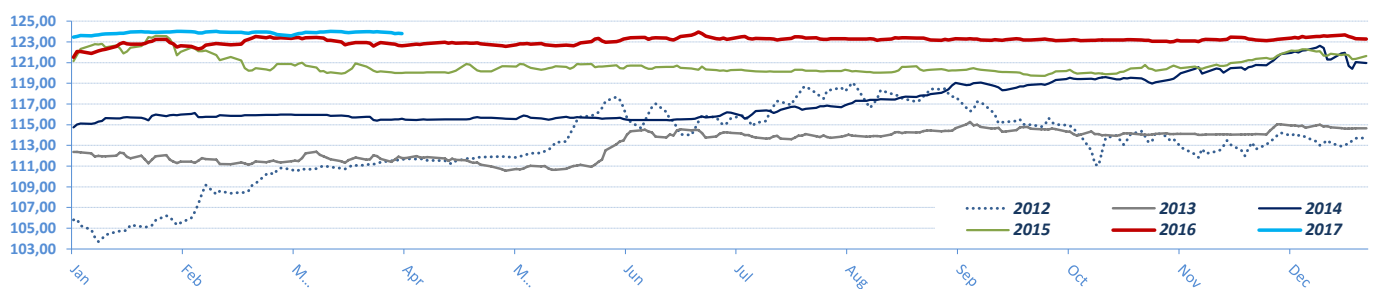
**DEVIZNO TRŽIŠTE**

**EUR / RSD** (Srednji kurs) ► 10 dana

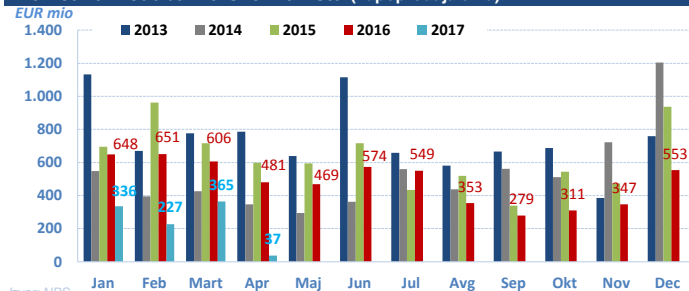


Izvor: NBS

**EUR / RSD** (Srednji kurs) ► Jan - ....

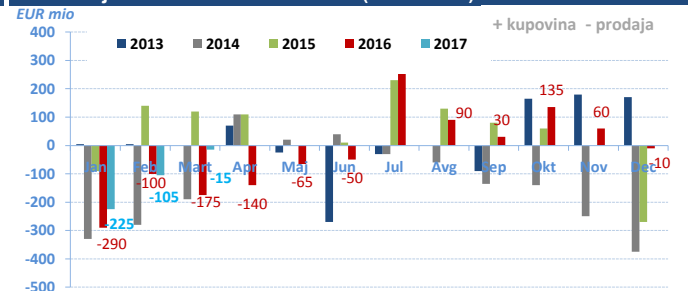


**Promet na međubankarskom tržištu (kupoprodaja evra)**

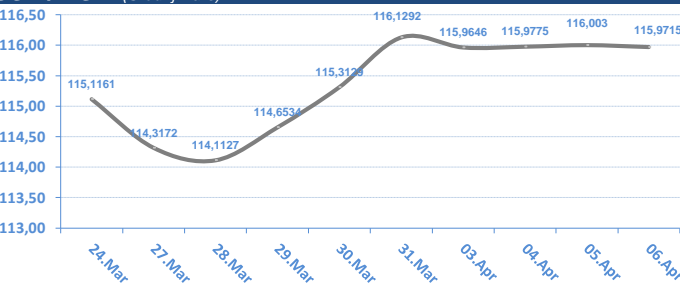


Izvor: NBS

**Intervencije NBS na deviznom tržištu (Neto iznos)**

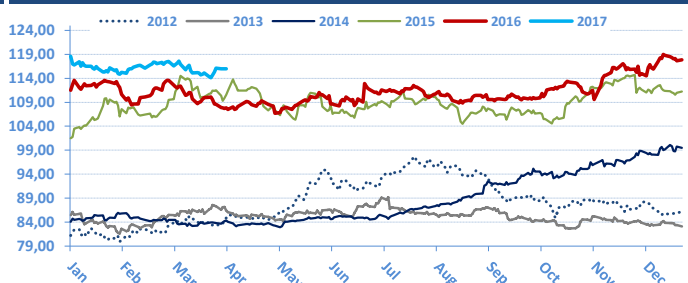


**USD / RSD** (Srednji kurs) ► 10 dana



Izvor: NBS

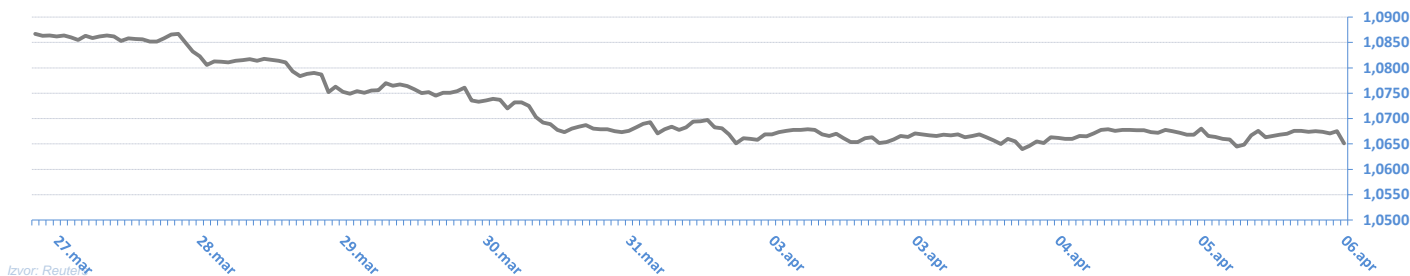
► Jan - ....



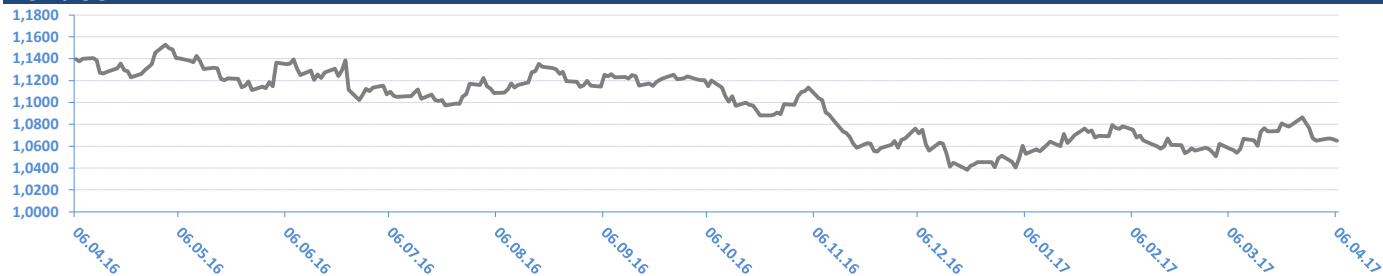
Mesečna promena	EUR/RSD	%	USD/RSD	%	Godišnja promena	EUR/RSD	%	USD/RSD	%
03.04.17	123,8850	0,03%	115,9646	-1,13%	06.04.17	123,8112	0,29%	115,9715	-2,22%
01.03.17	123,8434	-0,13%	117,2871	2,02%	04.01.17	123,4512	1,59%	118,6004	6,34%
01.02.17	124,0022	0,45%	114,9659	-3,06%	04.01.16	121,5145	0,30%	111,5324	9,90%
04.01.17	123,4512	0,27%	118,6004	2,30%	05.01.15	121,1543	5,58%	101,4863	20,72%
01.12.16	123,1148	0,05%	115,9382	3,35%	03.01.14	114,7559	2,14%	84,0641	-1,67%
01.11.16	123,0563	-0,13%	112,1753	2,31%	03.01.13	112,3495	6,20%	85,4889	5,32%
03.10.16	123,2139	0,05%	109,6404	-0,70%	04.01.12	105,7880	-0,21%	81,1693	2,16%
01.09.16	123,1498	-0,07%	110,4185	0,11%	04.01.11	106,0156	10,47%	79,4541	18,48%
01.08.16	123,2419	-0,03%	110,2934	-0,70%	04.01.10	95,9679	7,17%	67,0635	4,25%
01.07.16	123,2832	0,26%	111,0760	0,47%	05.01.09	89,5436	12,27%	64,3273	18,68%
01.06.16	122,9607	0,31%	110,5563	3,61%	03.01.08	79,7577	-0,05%	54,2016	-10,58%
04.05.16	122,5815	-0,18%	106,7040	-1,13%	04.01.07	79,8000	-7,21%	60,6153	-14,94%
01.04.16	122,7996		107,9272		04.01.06	86,0010		71,2629	

**EUR / USD**

► 10 dana

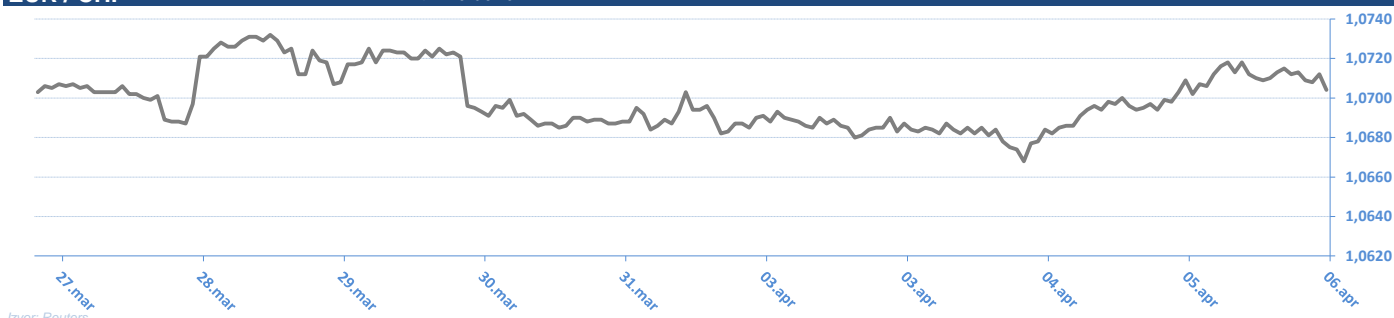


**EUR / USD**

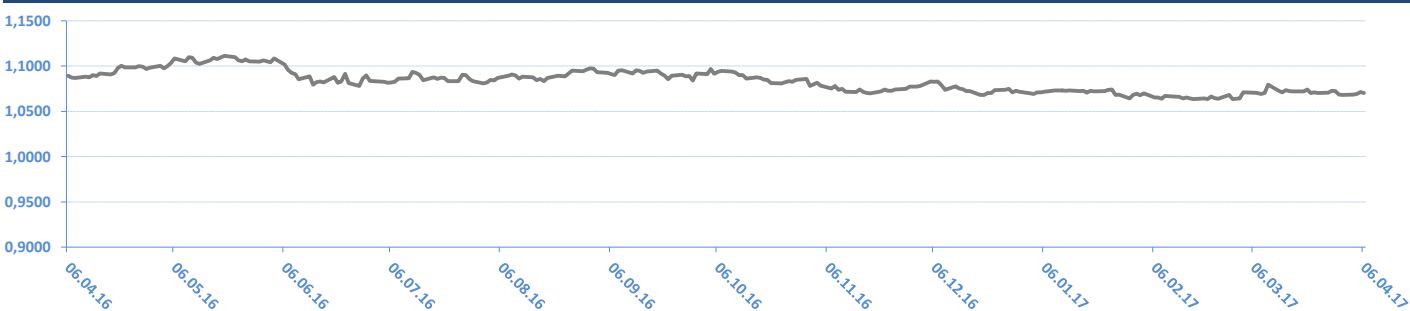


**EUR / CHF**

► 10 dana



**EUR / CHF**



06.04.2017 09:12:58

**EUR / XX**

Valutni par	Kupovni	Prodajni
EUR/USD	1,0649	1,0652
EUR/JPY	117,6400	117,6900
EUR/GBP	0,8532	0,8536
EUR/CHF	1,0704	1,0709
EUR/DKK	7,4353	7,4358
EUR/NOK	9,1838	9,1883
EUR/SEK	9,5856	9,5886
EUR/CAD	1,4316	1,4319
EUR/AUD	1,4113	1,4116
EUR/HUF	310,0500	310,2000
EUR/CZK	27,0190	27,0220
EUR/PLN	4,2375	4,2385
EUR/HRK	7,4480	7,4510
EUR/RUB	60,1407	60,1577
EUR/NZD	1,5273	1,5278

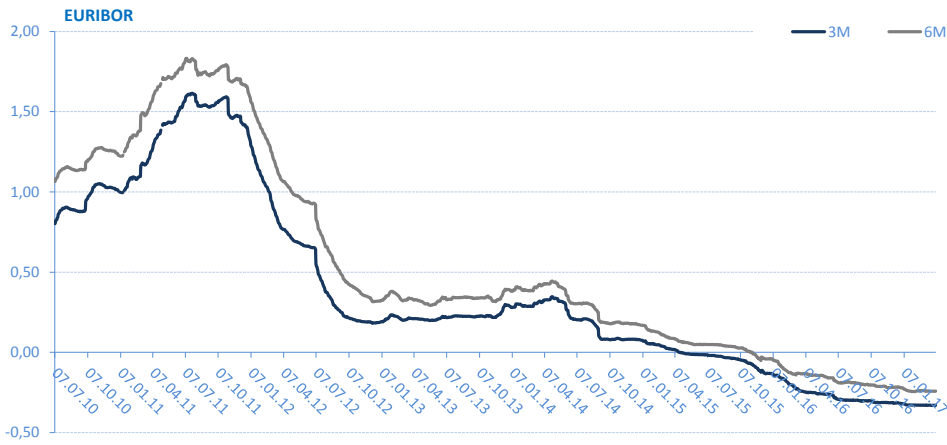
**USD / XX**

Valutni par	Kupovni	Prodajni
USD/EUR	0,9389	0,9389
USD/JPY	110,4800	110,4900
USD/GBP	0,8012	0,8013
USD/CHF	1,0051	1,0054
USD/DKK	6,9817	6,9827
USD/NOK	8,6230	8,6270
USD/SEK	9,0005	9,0045
USD/CAD	1,3443	1,3445
USD/AUD	1,3247	1,3257
USD/HUF	291,1000	291,2800
USD/CZK	25,3640	25,3820
USD/SKK	21,5460	21,6000
USD/PLN	3,9779	3,9800
USD/HRK	6,9881	6,9941
USD/RUB	56,4650	56,4900
USD/NZD	1,4335	1,4345

EURIBOR

SW	-0,380
2W	-0,372
1M	-0,373
3M	-0,329
6M	-0,241
1Y	-0,114

\* Izvor: Reuters; Objavljeno prethodnog radnog dana



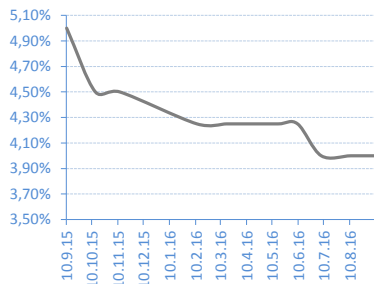
Kamatne stope Centralnih Banaka

CB	Kamatna stopa
USD	1,00
EUR	0,00
GBP	0,25
CAD	0,50
AUD	1,50
JPY	0,10

\* Izvor: Reuters; Objavljeno prethodnog radnog dana

REFERENTNA KAMATNA STOPA NBS

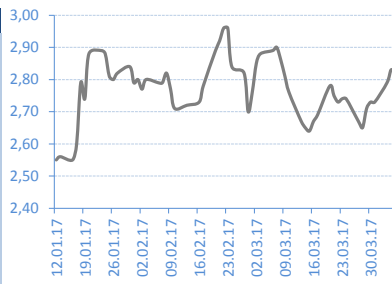
Date	Rate	Promena (%)
08.09.16	4,00%	0,00%
11.08.16	4,00%	0,00%
07.07.16	4,00%	-5,88%
09.06.16	4,25%	0,00%
17.05.16	4,25%	0,00%
07.04.16	4,25%	0,00%
17.03.16	4,25%	0,00%
11.02.16	4,25%	-5,56%
12.11.15	4,50%	0,00%
14.10.15	4,50%	



\* Izvor: NBS

BEONIA

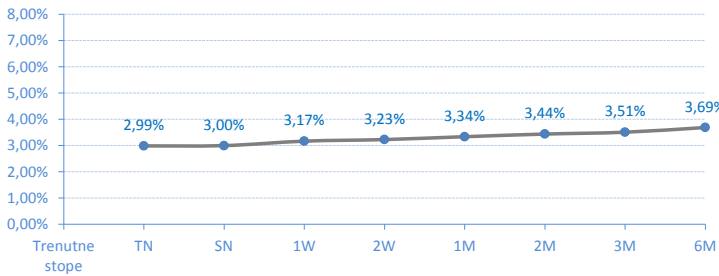
Date	Rate	Promena (%)
05.04.17	2,82%	-0,35%
04.04.17	2,83%	1,43%
03.04.17	2,79%	2,20%
31.03.17	2,73%	0,00%
30.03.17	2,73%	0,74%
29.03.17	2,71%	2,26%
28.03.17	2,65%	-0,75%
27.03.17	2,67%	-2,55%
24.03.17	2,74%	0,00%
23.03.17	2,74%	



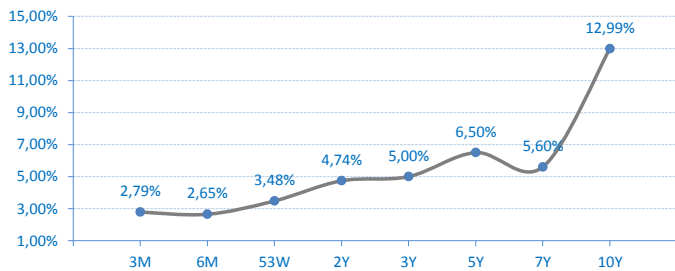
\* Izvor: Reuters; Objavljeno prethodnog radnog dana

Kamatne stope/Prinos na tržištu

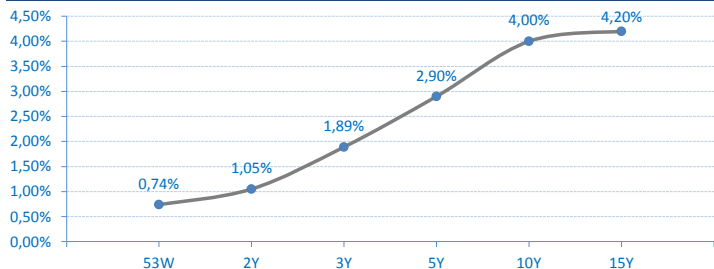
Belibor



Državne HOV Republike Srbije u Dinarima - prinosi sa poslednje aukcije



Državne HOV Republike Srbije u Evrima - prinosi sa poslednje aukcije

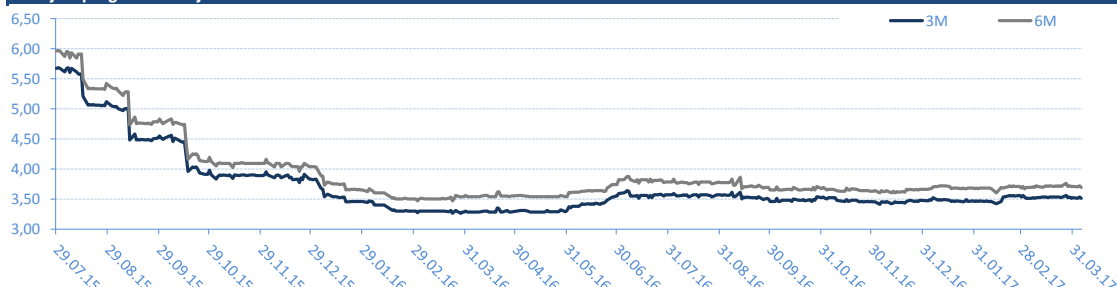


BELIBOR

Trenutne stope	
TN	2,99%
SN	3,00%
1W	3,17%
2W	3,23%
1M	3,34%
2M	3,44%
3M	3,51%
6M	3,69%

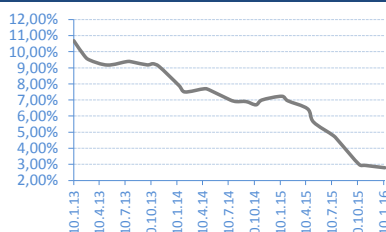
\* Objavljeno prethodnog radnog dana

Istorijski pregled kretanja 6M i 3M Belibor-a



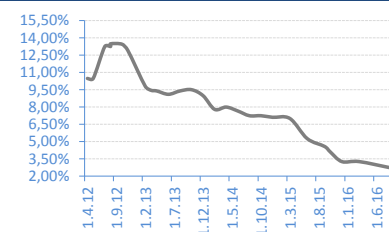
T-BILLS 3M - RSD

Datum	Stopa	Realizacija
14.01.16	2,79%	100,00%
05.11.15	2,94%	100,00%
15.10.15	3,00%	92,18%
06.08.15	4,40%	96,26%
16.07.15	4,79%	98,47%
07.05.15	5,63%	92,92%
16.04.15	6,45%	100,00%
05.02.15	6,95%	45,05%



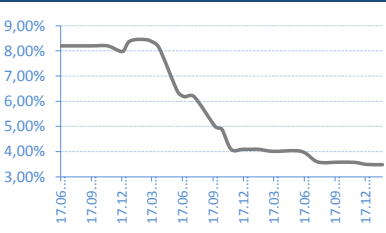
T-BILLS 6M - RSD

Datum	Stopa	Realizacija
01.09.16	2,65%	23,03%
03.03.16	3,25%	96,46%
03.12.15	3,25%	97,22%
08.10.15	4,09%	100,00%
03.09.15	4,57%	87,90%
04.06.15	5,25%	93,30%
05.03.15	7,00%	21,33%
04.12.14	7,10%	100,00%



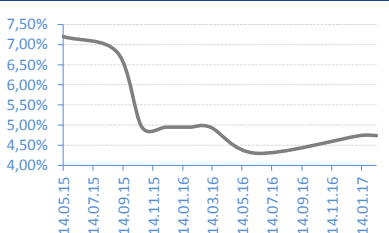
T-BILLS 53W - RSD

Datum	Stopa	Realizacija
06.02.17	3,48%	17,91%
21.12.16	3,49%	32,00%
15.11.16	3,57%	45,64%
28.09.16	3,58%	52,92%
27.07.16	3,59%	49,07%
07.06.16	4,01%	78,06%
15.03.16	4,01%	16,73%
02.02.16	4,09%	63,42%



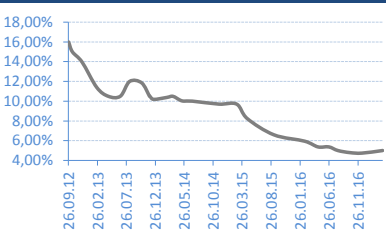
G-BONDS 2Y - RSD

Datum	Stopa	Realizacija
13.02.17	4,74%	78,80%
10.01.17	4,74%	23,25%
13.06.16	4,30%	95,67%
10.03.16	4,95%	56,41%
28.01.16	4,95%	38,44%
10.12.15	4,95%	94,97%
22.10.15	4,95%	74,49%
02.09.15	6,80%	94,50%



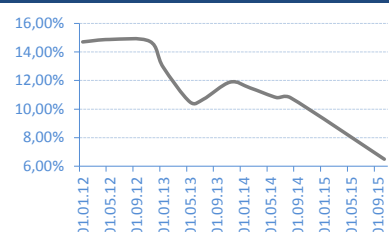
G-BONDS 3Y - RSD

Datum	Stopa	Realizacija
03.04.17	5,00%	14,02%
15.12.16	4,74%	91,48%
13.10.16	4,79%	55,21%
11.08.16	5,00%	81,81%
24.06.16	5,37%	11,36%
28.04.16	5,37%	20,70%
18.02.16	5,95%	105,26%
10.09.15	6,59%	61,00%



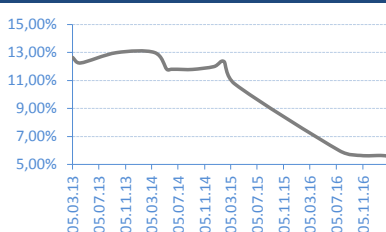
G-BONDS 5Y - RSD

Datum	Stopa	Realizacija
20.10.15	6,50%	69,94%
19.08.14	10,80%	60,89%
25.06.14	10,80%	57,49%
04.02.14	11,48%	31,29%
19.11.13	11,89%	99,01%
23.07.13	10,69%	7,34%
28.05.13	10,50%	25,31%
22.01.13	12,94%	100,00%



G-BONDS 7Y - RSD

Datum	Stopa	Realizacija
23.02.17	5,60%	8,49%
26.01.17	5,64%	9,66%
25.10.16	5,64%	93,74%
19.07.16	5,98%	94,41%
24.03.15	10,75%	100,00%
03.02.15	12,34%	78,28%
17.12.14	11,99%	100,00%
09.09.14	11,79%	57,82%



G-BONDS 10Y - RSD

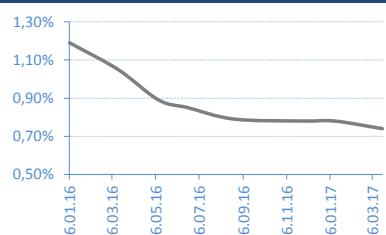
Datum	Stopa	Realizacija
21.10.14	12,99%	93,26%



DRŽAVNE HOV Republike Srbije u Evrima - primarna prodaja

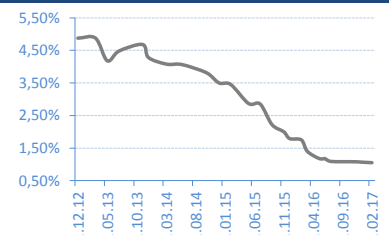
T-BILLS 53W - EUR

Datum	Stopa	Realizacija
20.03.17	0,74%	60,00%
12.01.17	0,78%	46,20%
29.11.16	0,78%	100,00%
24.08.16	0,79%	100,00%
20.06.16	0,85%	100,00%
10.05.16	0,89%	100,00%
14.03.16	1,05%	100,00%
06.01.16	1,19%	99,17%



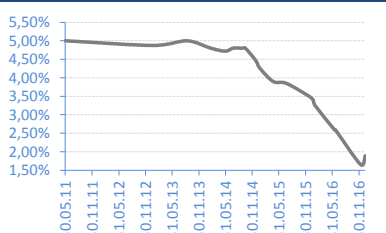
G-BONDS 2Y - EUR

Datum	Stopa	Realizacija
14.02.17	1,05%	95,35%
06.12.16	1,07%	66,00%
04.11.16	1,08%	23,00%
28.07.16	1,09%	46,01%
21.06.16	1,18%	53,58%
09.06.16	1,18%	35,00%
12.05.16	1,18%	100,00%
24.03.16	1,40%	57,50%



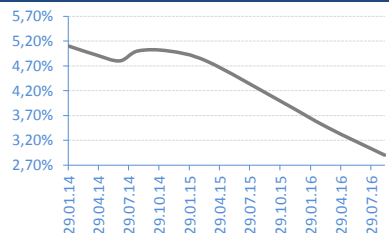
G-BONDS 3Y - EUR

Datum	Stopa	Realizacija
11.01.17	1,89%	57,90%
12.12.16	1,65%	96,43%
22.06.16	2,59%	34,24%
16.06.16	2,59%	99,88%
03.02.16	3,25%	100,00%
21.01.16	3,40%	76,75%
24.12.15	3,50%	46,33%
21.07.15	3,85%	69,21%



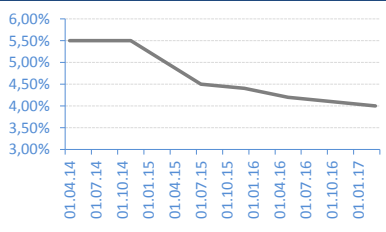
G-BONDS 5Y - EUR

Datum	Stopa	Realizacija
08.09.16	2,90%	100,00%
22.03.16	3,45%	100,00%
27.10.15	4,00%	100,00%
23.03.15	4,79%	82,95%
26.11.14	5,00%	59,99%
26.08.14	5,00%	21,12%
02.07.14	4,80%	87,56%
22.04.14	4,92%	48,62%



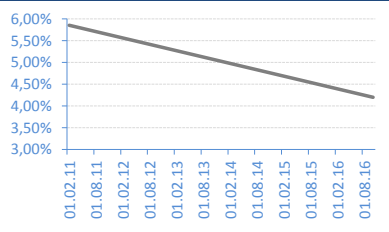
G-BONDS 10Y - EUR

Datum	Stopa	Realizacija
15.03.17	4,00%	65,60%
25.05.16	4,20%	96,00%
04.12.15	4,40%	100,00%
28.07.15	4,50%	76,77%
19.11.14	5,50%	100,00%



G-BONDS 15Y - EUR

Datum	Stopa	Realizacija
19.10.16	4,20%	100,00%
14.02.11	5,85%	48,68%



## AKCIJE - REGULISANO TRŽIŠTE

## Najtrgovanije HOV

	Simbol	Cena	% Promena	Open	Max	Min	Broj trans	Obim	Promet RSD
Alfa plam a.d. Vranje	ALFA	35.000	-0,01%	35.000	35.000	35.000	1	100	3.500.000
Impol Seval a.d. Sevojno	IMPL	3.416	-2,34%	3.365	3.500	3.150	21	840	2.869.508
Energoprojekt holding a.d. Beograd	ENHL	1.501	-0,07%	1.502	1.505	1.501	11	1.646	2.470.754
NIS a.d. Novi Sad	NIIS	743	0,00%	728	750	728	108	2.922	2.171.146
Metalac a.d. Gornji Milanovac	MTLC	1.800	2,21%	1.800	1.800	1.800	4	260	468.000

## Dobitnici

	Simbol	Cena	% Promena	Open	Max	Min	Broj trans	Obim	Promet RSD
Tigar a.d. Piro	TIGR	78	11,43%	78	78	78	1	540	42.120
Metalac a.d. Gornji Milanovac	MTLC	1.800	2,21%	1.800	1.800	1.800	4	260	468.000
Lasta a.d. Beograd	LSTA	705	0,86%	655	710	655	6	160	110.250
Komercijalna banka a.d. Beograd	KMBNPB	901	0,11%	902	902	901	2	40	36.051
Jedinstvo a.d. Sevojno	JESV	4.501	0,02%	4.501	4.501	4.501	1	20	90.020

## Gubitnici

	Simbol	Cena	% Promena	Open	Max	Min	Broj trans	Obim	Promet RSD
Impol Seval a.d. Sevojno	IMPL	3.416	-2,34%	3.365	3.500	3.150	21	840	2.869.508
Aerodrom Nikola Tesla a.d. Beograd	AERO	1.286	-0,69%	1.250	1.292	1.250	42	52	66.563
Energoprojekt holding a.d. Beograd	ENHL	1.501	-0,07%	1.502	1.505	1.501	11	1.646	2.470.754
Alfa plam a.d. Vranje	ALFA	35.000	-0,01%	35.000	35.000	35.000	1	100	3.500.000

## AKCIJE - MTP

## Najtrgovanije HOV

	Simbol	Cena	% Promena	Ponuda	Tražnja	Broj	Obim	Promet RSD
Trgopromet a.d. Subotica	TRGOM	570	3,64%	5984	2600	15	2.212	1.260.840
Lucic Prigrevica a.d. Novi Sad glas	SJPR	500	0,00%	536	536	1	536	268.000
Savremena administracija a.d. Beograd	SVRME	3.650	0,00%	4429	8040	3	61	222.650
Jugoprevoz Krusevac a.d. Krusevac	JGPK	1.998	-0,05%	99	140	4	94	187.812
Gosa FOM a.d. Smederevska Palanka	GFOM	495	0,00%	250	306	2	155	76.725

## Dobitnici

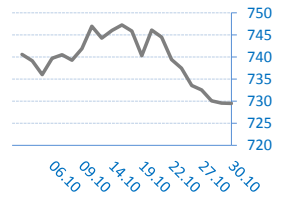
	Simbol	Cena	% Promena	Ponuda	Tražnja	Broj	Obim	Promet RSD
Termovent SC Livnica celika a.d. Backa Topola	TLVC	2.100	22,09%	22	32	1	17	35.700
Trgopromet a.d. Subotica	TRGOM	570	3,64%	5984	2600	15	2.212	1.260.840

## Gubitnici

	Simbol	Cena	% Promena	Ponuda	Tražnja	Broj	Obim	Promet RSD
Gosa FSO a.d. Simicevo	GFSO	1500	-0,33%	275	75	1	45	67.500
Jugoprevoz Krusevac a.d. Krusevac	JGPK	1998	-0,05%	99	140	4	94	187.812

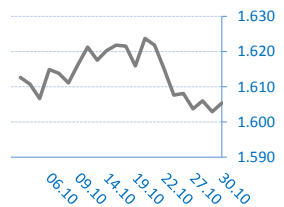
## BELEX15

Vrednost	729,47
Promena	-0,07
%	-0,01%



## BELEXline

Vrednost	1.605,34
Promena	2,44
%	0,15%



## Kontakti:

## Srdan Tomašević

srđjan.tomasevic@erstebank.rs  
Devizno tržište  
011/220 9116

## Dušan Stević

dusan.stevic@erstebank.rs  
Devizno tržište  
011/220 9118

## Danijela Stojanović

danijela.stojanovic@erstebank.rs  
Devizno tržište  
011/ 220 9132

## Nenad Đurović

nenad.djurovic@erstebank.rs  
Novčano tržište  
011/ 220 9115

## Aleksandra Parčetić

aleksandra.parcetic@erstebank.rs

## Marija Đorđević

marija.djordjevic@erstebank.rs

## Dragan Maksimović

dragan.maksimovic@erstebank.rs

Brokersko poslovanje - Hartije od vrednosti Brokersko poslovanje - Hartije od vrednosti Brokersko poslovanje - Hartije od vrednosti

011/220 9159

011/220 9181  
011/220 9110

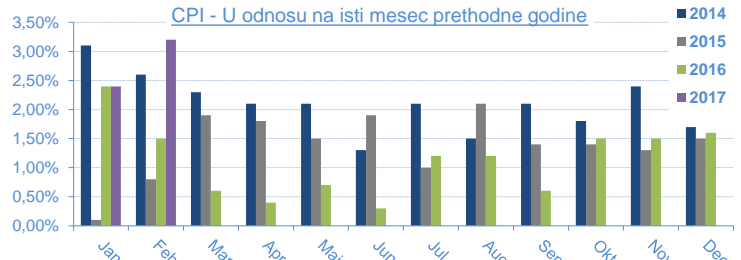
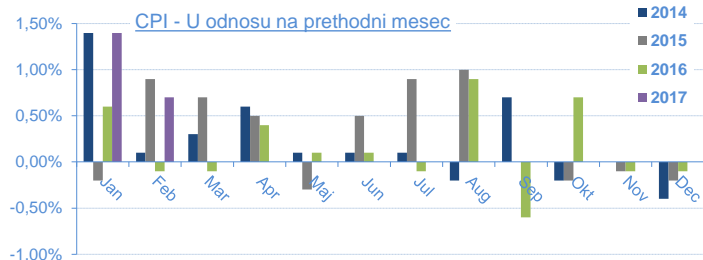
011/ 220 9179

Izveštaj sačinio Sektor sredstava / Odeljenje Middle office

Informacije i cene iz ovog pregleda dobijene su iz izvora za koje verujemo da su pouzdani ali ne garantujemo njihovu tačnost i potpunost. Navedene informacije su važeće samo u trenutku njihovog sastavljanja a objavljuju se u ciju opšteg informisanja, pri čemu ne predstavljaju bilo kakav oblik investicionog saveta niti preporuke za investiranje niti na bilo koji način obavezuju Erste Bank ad Novi Sad u pogledu odgovornosti za štetu nastalu upotrebom informacija iz ovog pregleda.

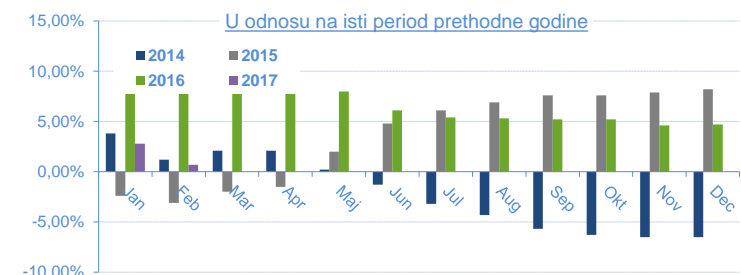
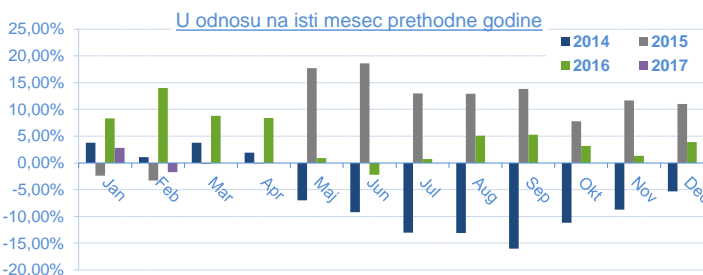
**Indeks potrošačkih cena (Consumer Price Index - CPI)**

	Jan	Feb	Mar	Apr	Maj	Jun	Jul	Aug	Sep	Okt	Nov	Dec
U odnosu na prethodni mesec	1,40%	0,70%										
U odnosu na isti mesec 2016.	2,40%	3,20%										
U odnosu na decembar 2016.	1,40%	2,20%										
Datum objavljivanja	23.02.17	13.03.17										



**INDUSTRIJSKA PROIZVODNJA**

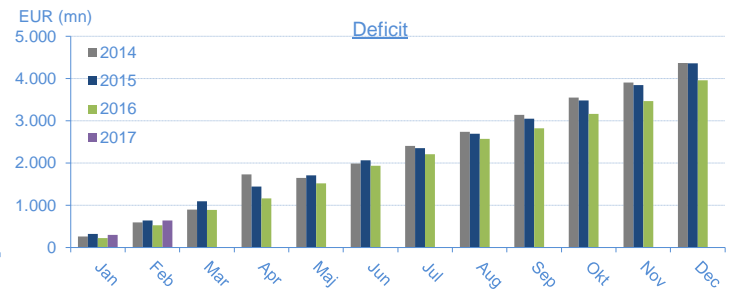
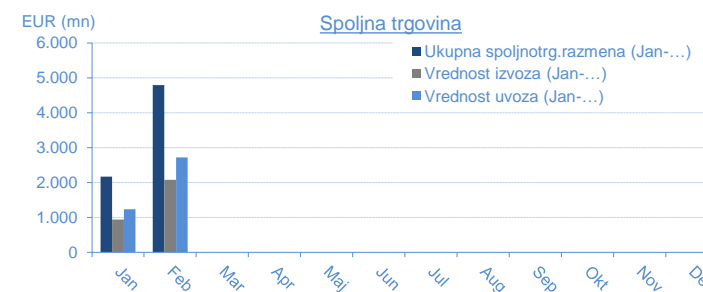
	Jan	Feb	Mar	Apr	Maj	Jun	Jul	Aug	Sep	Okt	Nov	Dec
U odnosu na isti mesec 2016	2,80%	-1,70%										
U odnosu na isti period 2016 (jan-...)	2,80%	0,70%										
U odnosu na prosek 2016	12,70%	-8,20%										
Datum objavljivanja	28.02.17	03.04.17										



**SPOLJNOTRGOVINSKA ROBNA RAZMENA**

\* u eur mln

Mesec	Jan	Feb	Mar	Apr	Maj	Jun	Jul	Aug	Sep	Okt	Nov	Dec
Ukupna spoljnotrg.razmena (Jan-...)	2.173,70	4.793,20										
Promena (u odnosu na isti period 2016.)	13,20%	10,30%										
Vrednost izvoza (Jan-...)	937,00	2.075,60										
Promena (u odnosu na isti period 2016.)	10,10%	8,50%										
Vrednost uvoza (Jan-...)	1.236,70	2.717,60										
Promena (u odnosu na isti period 2016.)	15,60%	11,70%										
Deficit (jan-...)	299,70	642,00										
Promena (u odnosu na isti period 2016.)	36,90%	23,70%										
Pokrivenost uvoza izvozom	75,70%	76,40%										
Datum objavljivanja	17.03.17	03.04.17										



**BUDŽETSKI DEFICIT**

\* u rsd mln

Budžetski deficit u 2016.	-7.947,12
Januar 2017	19.003,70
Februar 2017	-7.494,12
Mart 2017	
April 2017	
Maj 2017	
Jun 2017	
Jul 2017	
Avgust 2017	
Septembar 2017	
Oktobar 2017	
Novembar 2017	
Decembar 2017	
Budžetski deficit u 2017.	11.509,58
Planirani deficit u 2017.	-69.100,00
Ostvarenje plana	-16,66%
Datum ažuriranja	04.04.17

