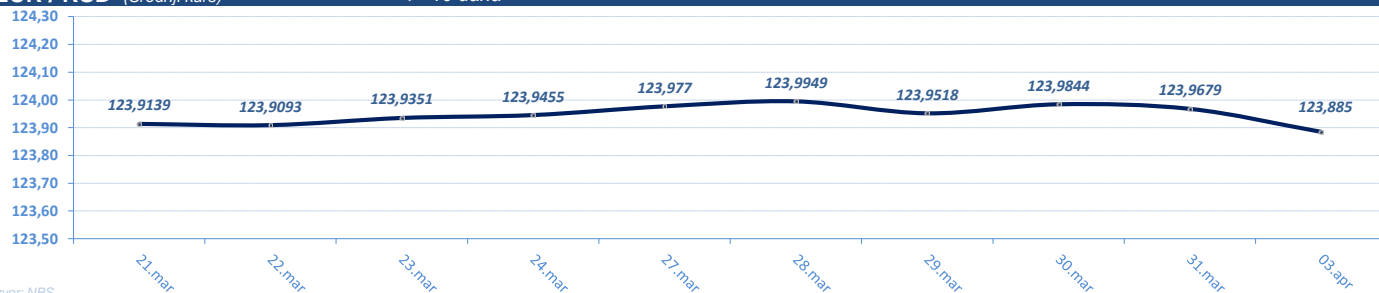


**VESTI**

- **SREDNJI KURS EUR/RSD**: Dinar ojačao u odnosu na evro za 0,0829 dinara, srednji kurs 123,885. Obim međubankarske trgovine evrom na dan 31. Marta do 12:30h iznosio je 8,2 miliona evra. NBS nije intervenisala na međubankarskom deviznom tržištu (od početka godine ukupno prodala 345 miliona evra).
- **BEOGRADSKA BERZA**: Indeksi zabeležili pad vrednosti, BELEX15 manji za 0,14 odsto, BELEX1ajn manji za 0,27 odsto. Promet veći u odnosu na prethodni dan, na regulisanom tržištu najviše trgovano akcijama NIS-a, Aerodroma Nikola Tesla, Energoprojekt holdinga, Jedinstva Sevojno i Galenike.
- **Aukcija državnih obveznica**: Danas je na rasporedu aukcija trogodišnjih dinarskih državnih obveznica ukupne nominalne vrednosti 110 milijardi dinara. Prethodna aukcija (15. decembra) iste ročnosti završena sa realizacijom od 91 odsto i prinosom od 4,74 odsto.

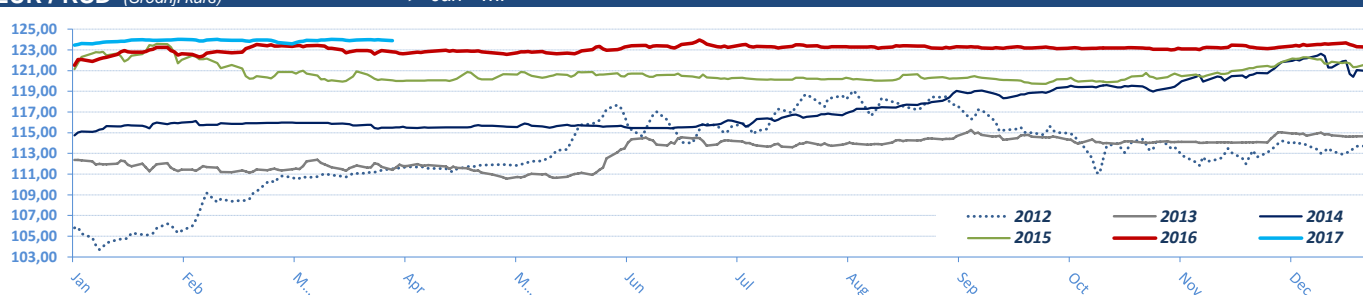
**DEVIZNO TRŽIŠTE**

**EUR / RSD** (Srednji kurs) ► 10 dana

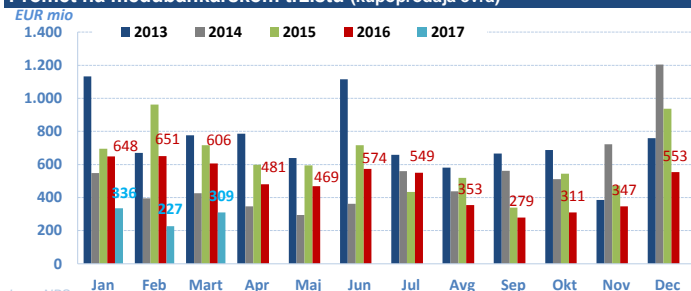


Izvor: NBS

**EUR / RSD** (Srednji kurs) ► Jan - ....

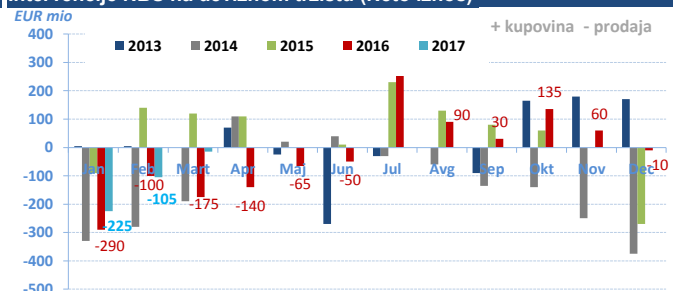


**Promet na međubankarskom tržištu (kupoprodaja evra)**

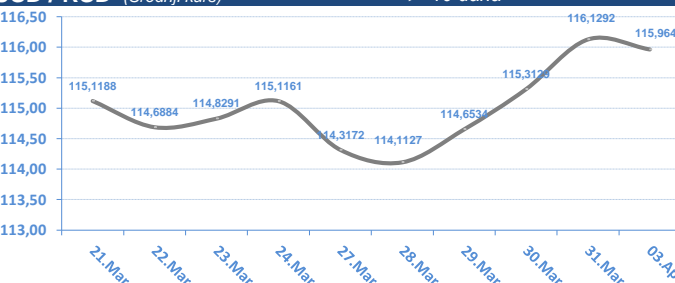


Izvor: NBS

**Intervencije NBS na deviznom tržištu (Neto iznos)**

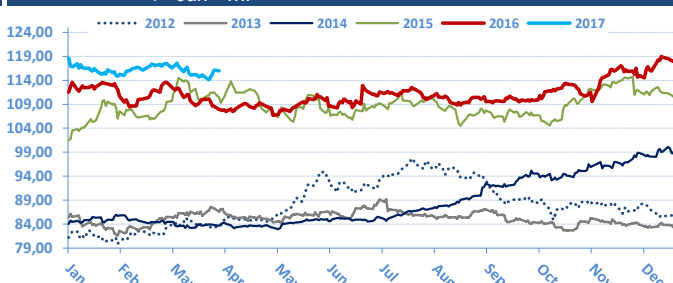


**USD / RSD** (Srednji kurs) ► 10 dana



Izvor: NBS

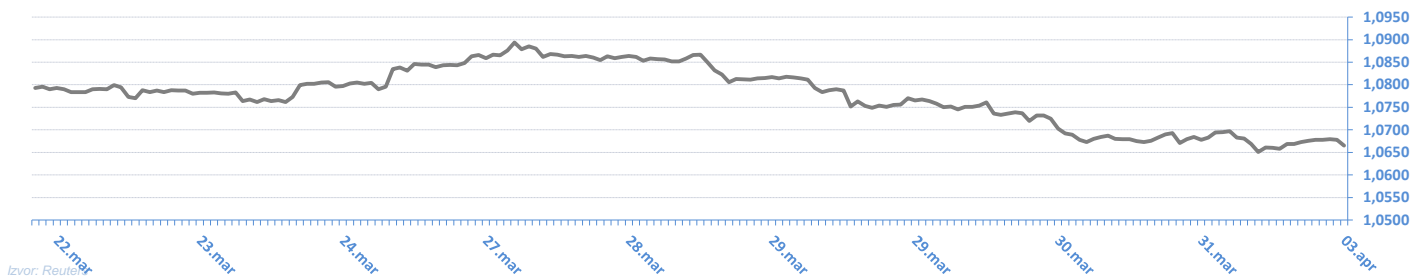
**USD / RSD** (Srednji kurs) ► Jan - ....



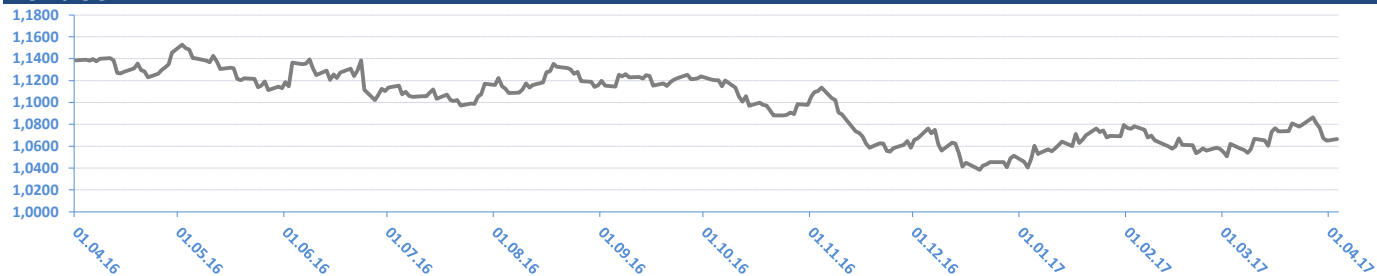
| Mesečna promena |          |        |          | Godišnja promena |          |          |        |          |         |
|-----------------|----------|--------|----------|------------------|----------|----------|--------|----------|---------|
| Datum           | EUR/RSD  | %      | USD/RSD  | %                | Datum    | EUR/RSD  | %      | USD/RSD  | %       |
| 03.04.17        | 123,8850 | 0,03%  | 115,9646 | -1,13%           | 03.04.17 | 123,8850 | 0,35%  | 115,9646 | -2,22%  |
| 01.03.17        | 123,8434 | -0,13% | 117,2871 | 2,02%            | 04.01.17 | 123,4512 | 1,59%  | 118,6004 | 6,34%   |
| 01.02.17        | 124,0022 | 0,45%  | 114,9659 | -3,06%           | 04.01.16 | 121,5145 | 0,30%  | 111,5324 | 9,90%   |
| 04.01.17        | 123,4512 | 0,27%  | 118,6004 | 2,30%            | 05.01.15 | 121,1543 | 5,58%  | 101,4863 | 20,72%  |
| 01.12.16        | 123,1148 | 0,05%  | 115,9382 | 3,35%            | 03.01.14 | 114,7559 | 2,14%  | 84,0641  | -1,67%  |
| 01.11.16        | 123,0563 | -0,13% | 112,1753 | 2,31%            | 03.01.13 | 112,3495 | 6,20%  | 85,4889  | 5,32%   |
| 03.10.16        | 123,2139 | 0,05%  | 109,6404 | -0,70%           | 04.01.12 | 105,7880 | -0,21% | 81,1693  | 2,16%   |
| 01.09.16        | 123,1498 | -0,07% | 110,4185 | 0,11%            | 04.01.11 | 106,0156 | 10,47% | 79,4541  | 18,48%  |
| 01.08.16        | 123,2419 | -0,03% | 110,2934 | -0,70%           | 04.01.10 | 95,9679  | 7,17%  | 67,0635  | 4,25%   |
| 01.07.16        | 123,2832 | 0,26%  | 111,0760 | 0,47%            | 05.01.09 | 89,5436  | 12,27% | 64,3273  | 18,68%  |
| 01.06.16        | 122,9607 | 0,31%  | 110,5563 | 3,61%            | 03.01.08 | 79,7577  | -0,05% | 54,2016  | -10,58% |
| 04.05.16        | 122,5815 | -0,18% | 106,7040 | -1,13%           | 04.01.07 | 79,8000  | -7,21% | 60,6153  | -14,94% |
| 01.04.16        | 122,7996 |        | 107,9272 |                  | 04.01.06 | 86,0010  |        | 71,2629  |         |

**EUR / USD**

► 10 dana

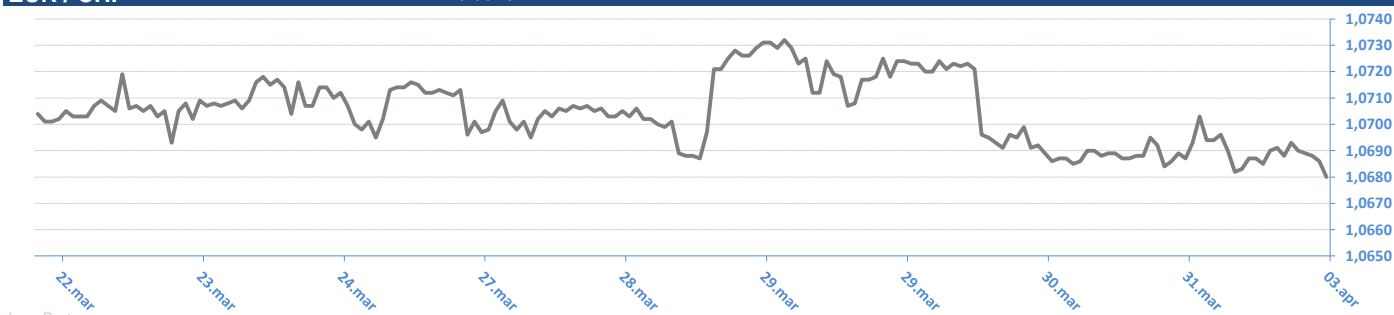


**EUR / USD**

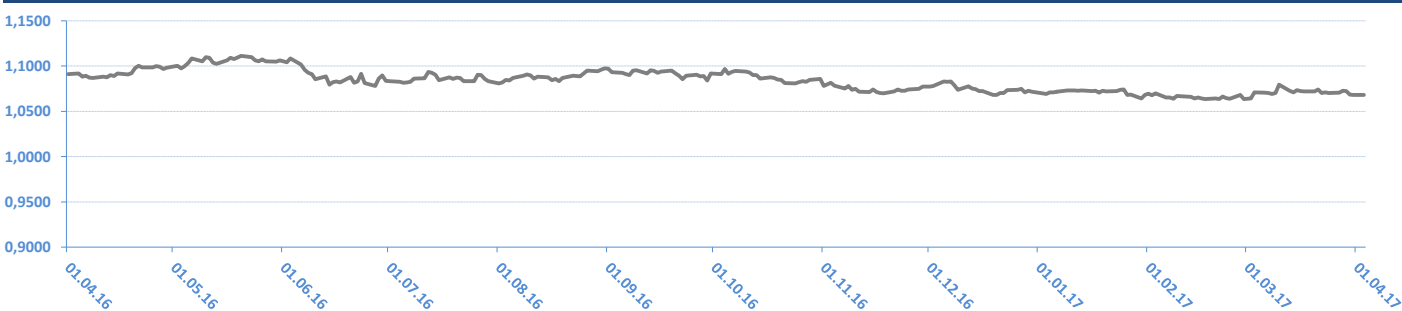


**EUR / CHF**

► 10 dana



**EUR / CHF**



03.04.2017 08:52:54

**EUR / XX**

| Valutni par | Kupovni  | Prodajni |
|-------------|----------|----------|
| EUR/USD     | 1,0665   | 1,0668   |
| EUR/JPY     | 118,9500 | 118,9800 |
| EUR/GBP     | 0,8506   | 0,8508   |
| EUR/CHF     | 1,0683   | 1,0686   |
| EUR/DKK     | 7,4372   | 7,4374   |
| EUR/NOK     | 9,1430   | 9,1460   |
| EUR/SEK     | 9,5162   | 9,5192   |
| EUR/CAD     | 1,4210   | 1,4220   |
| EUR/AUD     | 1,4026   | 1,4028   |
| EUR/HUF     | 308,9500 | 309,1700 |
| EUR/CZK     | 27,0210  | 27,0510  |
| EUR/PLN     | 4,2335   | 4,2351   |
| EUR/HRK     | 7,4360   | 7,4410   |
| EUR/RUB     | 59,7101  | 59,7655  |
| EUR/NZD     | 1,5255   | 1,5261   |

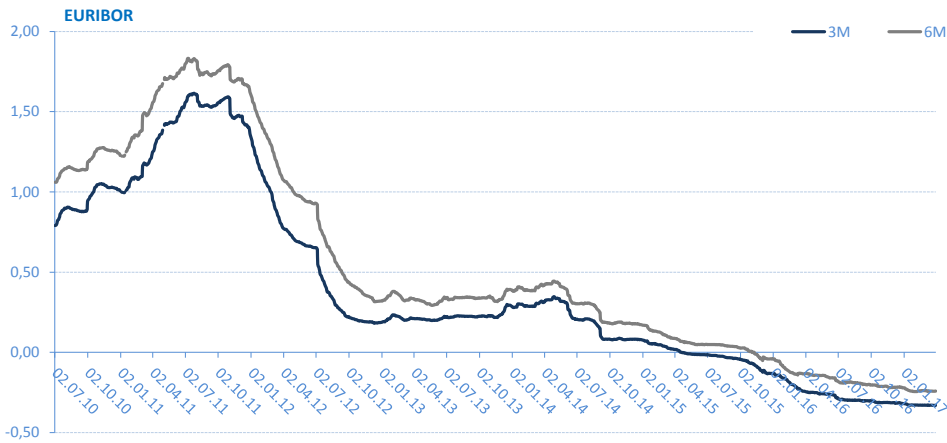
**USD / XX**

| Valutni par | Kupovni  | Prodajni |
|-------------|----------|----------|
| USD/EUR     | 0,9374   | 0,9374   |
| USD/JPY     | 111,5500 | 111,5800 |
| USD/GBP     | 0,7975   | 0,7976   |
| USD/CHF     | 1,0016   | 1,0019   |
| USD/DKK     | 6,9727   | 6,9737   |
| USD/NOK     | 8,5721   | 8,5761   |
| USD/SEK     | 8,9214   | 8,9254   |
| USD/CAD     | 1,3324   | 1,3329   |
| USD/AUD     | 1,3149   | 1,3158   |
| USD/HUF     | 289,6800 | 290,0800 |
| USD/CZK     | 25,3300  | 25,3370  |
| USD/SKK     | 21,5460  | 21,6000  |
| USD/PLN     | 3,9700   | 3,9705   |
| USD/HRK     | 6,9707   | 6,9761   |
| USD/RUB     | 55,9922  | 56,0232  |
| USD/NZD     | 1,4300   | 1,4310   |

EURIBOR

|    |        |
|----|--------|
| SW | -0,379 |
| 2W | -0,372 |
| 1M | -0,373 |
| 3M | -0,329 |
| 6M | -0,241 |
| 1Y | -0,109 |

\* Izvor: Reuters; Objavljeno prethodnog radnog dana



Kamatne stope Centralnih Banaka

| CB  | Kamatna stopa |
|-----|---------------|
| USD | 1,00          |
| EUR | 0,00          |
| GBP | 0,25          |
| CAD | 0,50          |
| AUD | 1,50          |
| JPY | 0,10          |

\* Izvor: Reuters; Objavljeno prethodnog radnog dana

REFERENTNA KAMATNA STOPA NBS

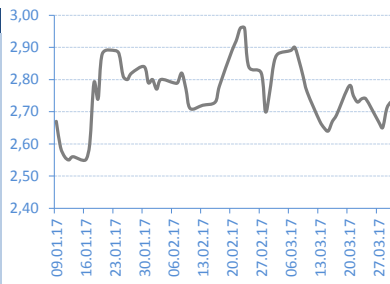
| Date     | Rate  | Promena (%) |
|----------|-------|-------------|
| 08.09.16 | 4,00% | 0,00%       |
| 11.08.16 | 4,00% | 0,00%       |
| 07.07.16 | 4,00% | -5,88%      |
| 09.06.16 | 4,25% | 0,00%       |
| 17.05.16 | 4,25% | 0,00%       |
| 07.04.16 | 4,25% | 0,00%       |
| 17.03.16 | 4,25% | 0,00%       |
| 11.02.16 | 4,25% | -5,56%      |
| 12.11.15 | 4,50% | 0,00%       |
| 14.10.15 | 4,50% | 0,00%       |



\* Izvor: NBS

BEONIA

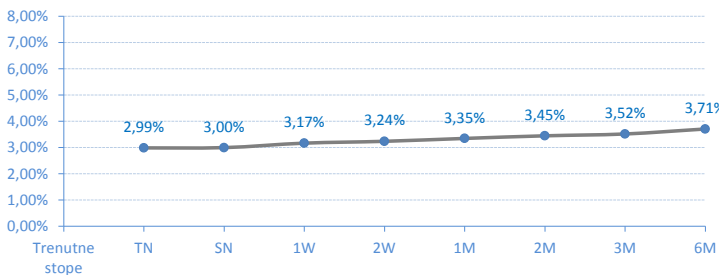
| Date     | Rate  | Promena (%) |
|----------|-------|-------------|
| 31.03.17 | 2,73% | 0,00%       |
| 30.03.17 | 2,73% | 0,74%       |
| 29.03.17 | 2,71% | 2,26%       |
| 28.03.17 | 2,65% | -0,75%      |
| 27.03.17 | 2,67% | -2,55%      |
| 24.03.17 | 2,74% | 0,00%       |
| 23.03.17 | 2,74% | 0,37%       |
| 22.03.17 | 2,73% | -0,73%      |
| 21.03.17 | 2,75% | -1,08%      |
| 20.03.17 | 2,78% |             |



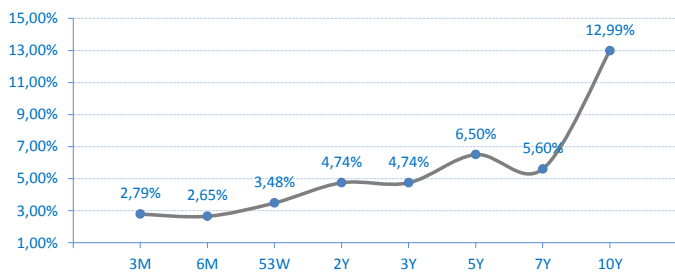
\* Izvor: Reuters; Objavljeno prethodnog radnog dana

Kamatne stope/Prinos na tržištu

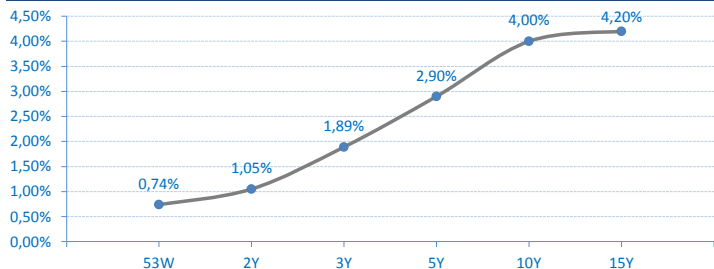
Belibor



Državne HOV Republike Srbije u Dinarima - prinosi sa poslednje aukcije



Državne HOV Republike Srbije u Evrima - prinosi sa poslednje aukcije



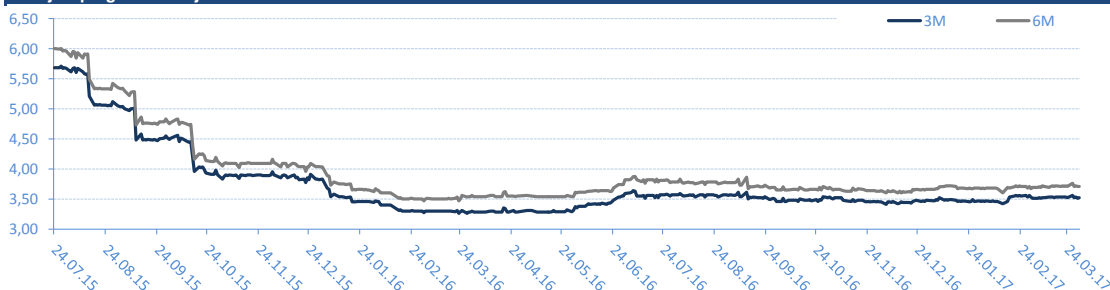
BELIBOR

Trenutne stope

|    |       |
|----|-------|
| TN | 2,99% |
| SN | 3,00% |
| 1W | 3,17% |
| 2W | 3,24% |
| 1M | 3,35% |
| 2M | 3,45% |
| 3M | 3,52% |
| 6M | 3,71% |

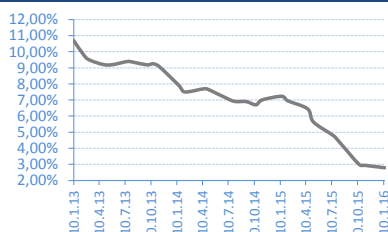
\* Objavljeno prethodnog radnog dana

Istorijski pregled kretanja 6M i 3M Belibor-a



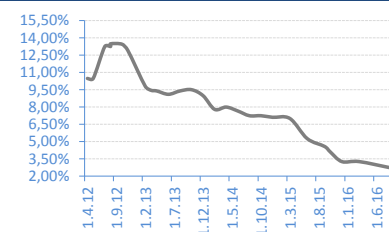
T-BILLS 3M - RSD

| Datum    | Stopa | Realizacija |
|----------|-------|-------------|
| 14.01.16 | 2,79% | 100,00%     |
| 05.11.15 | 2,94% | 100,00%     |
| 15.10.15 | 3,00% | 92,18%      |
| 06.08.15 | 4,40% | 96,26%      |
| 16.07.15 | 4,79% | 98,47%      |
| 07.05.15 | 5,63% | 92,92%      |
| 16.04.15 | 6,45% | 100,00%     |
| 05.02.15 | 6,95% | 45,05%      |



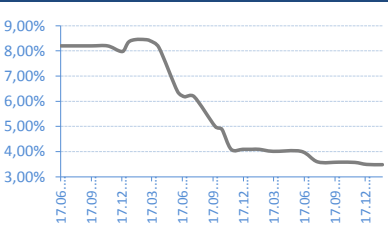
T-BILLS 6M - RSD

| Datum    | Stopa | Realizacija |
|----------|-------|-------------|
| 01.09.16 | 2,65% | 23,03%      |
| 03.03.16 | 3,25% | 96,46%      |
| 03.12.15 | 3,25% | 97,22%      |
| 08.10.15 | 4,09% | 100,00%     |
| 03.09.15 | 4,57% | 87,90%      |
| 04.06.15 | 5,25% | 93,30%      |
| 05.03.15 | 7,00% | 21,33%      |
| 04.12.14 | 7,10% | 100,00%     |



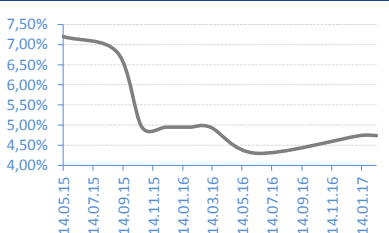
T-BILLS 53W - RSD

| Datum    | Stopa | Realizacija |
|----------|-------|-------------|
| 06.02.17 | 3,48% | 17,91%      |
| 21.12.16 | 3,49% | 32,00%      |
| 15.11.16 | 3,57% | 45,64%      |
| 28.09.16 | 3,58% | 52,92%      |
| 27.07.16 | 3,59% | 49,07%      |
| 07.06.16 | 4,01% | 78,06%      |
| 15.03.16 | 4,01% | 16,73%      |
| 02.02.16 | 4,09% | 63,42%      |



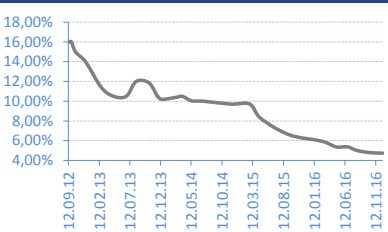
G-BONDS 2Y - RSD

| Datum    | Stopa | Realizacija |
|----------|-------|-------------|
| 13.02.17 | 4,74% | 78,80%      |
| 10.01.17 | 4,74% | 23,25%      |
| 13.06.16 | 4,30% | 95,67%      |
| 10.03.16 | 4,95% | 56,41%      |
| 28.01.16 | 4,95% | 38,44%      |
| 10.12.15 | 4,95% | 94,97%      |
| 22.10.15 | 4,95% | 74,49%      |
| 02.09.15 | 6,80% | 94,50%      |



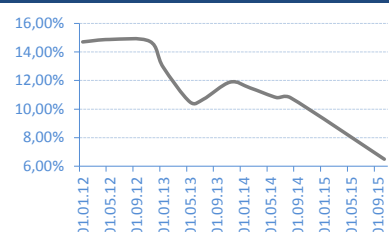
G-BONDS 3Y - RSD

| Datum    | Stopa | Realizacija |
|----------|-------|-------------|
| 15.12.16 | 4,74% | 91,48%      |
| 13.10.16 | 4,79% | 55,21%      |
| 11.08.16 | 5,00% | 81,81%      |
| 24.06.16 | 5,37% | 11,36%      |
| 28.04.16 | 5,37% | 20,70%      |
| 18.02.16 | 5,95% | 105,26%     |
| 10.09.15 | 6,59% | 61,00%      |
| 23.04.15 | 8,23% | 22,21%      |



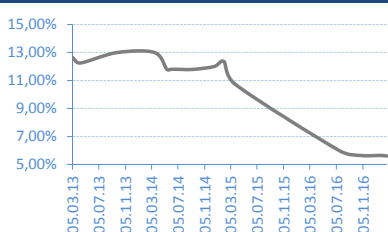
G-BONDS 5Y - RSD

| Datum    | Stopa  | Realizacija |
|----------|--------|-------------|
| 20.10.15 | 6,50%  | 69,94%      |
| 19.08.14 | 10,80% | 60,89%      |
| 25.06.14 | 10,80% | 57,49%      |
| 04.02.14 | 11,48% | 31,29%      |
| 19.11.13 | 11,89% | 99,01%      |
| 23.07.13 | 10,69% | 7,34%       |
| 28.05.13 | 10,50% | 25,31%      |
| 22.01.13 | 12,94% | 100,00%     |



G-BONDS 7Y - RSD

| Datum    | Stopa  | Realizacija |
|----------|--------|-------------|
| 23.02.17 | 5,60%  | 8,49%       |
| 26.01.17 | 5,64%  | 9,66%       |
| 25.10.16 | 5,64%  | 93,74%      |
| 19.07.16 | 5,98%  | 94,41%      |
| 24.03.15 | 10,75% | 100,00%     |
| 03.02.15 | 12,34% | 78,28%      |
| 17.12.14 | 11,99% | 100,00%     |
| 09.09.14 | 11,79% | 57,82%      |



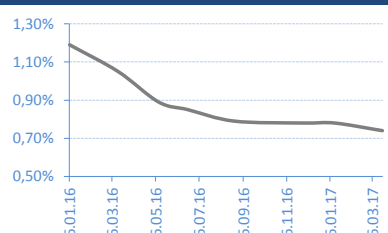
G-BONDS 10Y - RSD

| Datum    | Stopa  | Realizacija |
|----------|--------|-------------|
| 21.10.14 | 12,99% | 93,26%      |



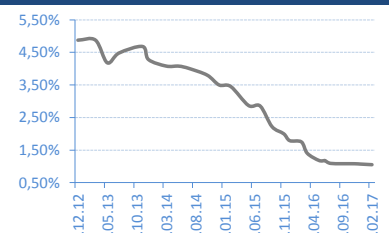
T-BILLS 53W - EUR

| Datum    | Stopa | Realizacija |
|----------|-------|-------------|
| 20.03.17 | 0,74% | 60,00%      |
| 12.01.17 | 0,78% | 46,20%      |
| 29.11.16 | 0,78% | 100,00%     |
| 24.08.16 | 0,79% | 100,00%     |
| 20.06.16 | 0,85% | 100,00%     |
| 10.05.16 | 0,89% | 100,00%     |
| 14.03.16 | 1,05% | 100,00%     |
| 06.01.16 | 1,19% | 99,17%      |



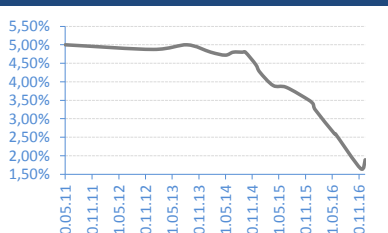
G-BONDS 2Y - EUR

| Datum    | Stopa | Realizacija |
|----------|-------|-------------|
| 14.02.17 | 1,05% | 95,35%      |
| 06.12.16 | 1,07% | 66,00%      |
| 04.11.16 | 1,08% | 23,00%      |
| 28.07.16 | 1,09% | 46,01%      |
| 21.06.16 | 1,18% | 53,58%      |
| 09.06.16 | 1,18% | 35,00%      |
| 12.05.16 | 1,18% | 100,00%     |
| 24.03.16 | 1,40% | 57,50%      |



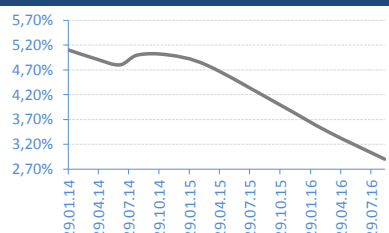
G-BONDS 3Y - EUR

| Datum    | Stopa | Realizacija |
|----------|-------|-------------|
| 11.01.17 | 1,89% | 57,90%      |
| 12.12.16 | 1,65% | 96,43%      |
| 22.06.16 | 2,59% | 34,24%      |
| 16.06.16 | 2,59% | 99,88%      |
| 03.02.16 | 3,25% | 100,00%     |
| 21.01.16 | 3,40% | 76,75%      |
| 24.12.15 | 3,50% | 46,33%      |
| 21.07.15 | 3,85% | 69,21%      |



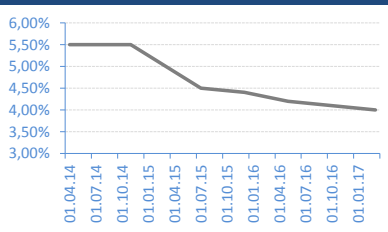
G-BONDS 5Y - EUR

| Datum    | Stopa | Realizacija |
|----------|-------|-------------|
| 08.09.16 | 2,90% | 100,00%     |
| 22.03.16 | 3,45% | 100,00%     |
| 27.10.15 | 4,00% | 100,00%     |
| 23.03.15 | 4,79% | 82,95%      |
| 26.11.14 | 5,00% | 59,99%      |
| 26.08.14 | 5,00% | 21,12%      |
| 02.07.14 | 4,80% | 87,56%      |
| 22.04.14 | 4,92% | 48,62%      |



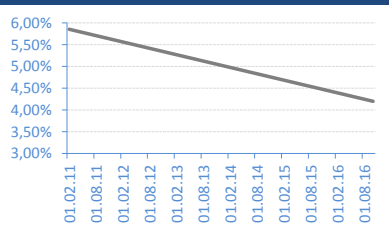
G-BONDS 10Y - EUR

| Datum    | Stopa | Realizacija |
|----------|-------|-------------|
| 15.03.17 | 4,00% | 65,60%      |
| 25.05.16 | 4,20% | 96,00%      |
| 04.12.15 | 4,40% | 100,00%     |
| 28.07.15 | 4,50% | 76,77%      |
| 19.11.14 | 5,50% | 100,00%     |



G-BONDS 15Y - EUR

| Datum    | Stopa | Realizacija |
|----------|-------|-------------|
| 19.10.16 | 4,20% | 100,00%     |
| 14.02.11 | 5,85% | 48,68%      |



## AKCIJE - REGULISANO TRŽIŠTE

## Najtrgovanije HOV

|                                    | Simbol | Cena  | % Promena | Open  | Max   | Min   | Broj trans | Obim   | Promet RSD |
|------------------------------------|--------|-------|-----------|-------|-------|-------|------------|--------|------------|
| Energoprojekt holding a.d. Beograd | ENHL   | 1.489 | 1,50%     | 1.467 | 1.500 | 1.467 | 90         | 36.246 | 53.973.695 |
| NIS a.d. Novi Sad                  | NIIS   | 747   | 1,36%     | 737   | 750   | 730   | 200        | 3.361  | 2.509.738  |
| Aerodrom Nikola Tesla a.d. Beograd | AERO   | 1.300 | 0,00%     | 1.280 | 1.305 | 1.280 | 58         | 1.302  | 1.691.886  |
| Jedinstvo a.d. Sevojno             | JESV   | 4.512 | 4,83%     | 4.449 | 4.630 | 4.449 | 11         | 366    | 1.651.290  |
| Galenika Fitofarmacija a.d. Zemun  | FITO   | 2.740 | 0,51%     | 2.726 | 2.750 | 2.700 | 7          | 222    | 608.278    |

## Dobitnici

|                                    | Simbol | Cena   | % Promena | Open   | Max    | Min    | Broj trans | Obim   | Promet RSD |
|------------------------------------|--------|--------|-----------|--------|--------|--------|------------|--------|------------|
| Jedinstvo a.d. Sevojno             | JESV   | 4.512  | 4,83%     | 4.449  | 4.630  | 4.449  | 11         | 366    | 1.651.290  |
| Philip Morris Operations a.d. Nis  | DINNPB | 2.452  | 2,72%     | 2.500  | 2.577  | 2.400  | 7          | 223    | 546.877    |
| Energoprojekt holding a.d. Beograd | ENHL   | 1.489  | 1,50%     | 1.467  | 1.500  | 1.467  | 90         | 36.246 | 53.973.695 |
| NIS a.d. Novi Sad                  | NIIS   | 747    | 1,36%     | 737    | 750    | 730    | 200        | 3.361  | 2.509.738  |
| Messer Tehnogas a.d. Beograd       | TGAS   | 12.650 | 1,01%     | 12.650 | 12.650 | 12.650 | 1          | 10     | 126.500    |

## Gubitnici

|                                 | Simbol | Cena  | % Promena | Open  | Max   | Min   | Broj trans | Obim | Promet RSD |
|---------------------------------|--------|-------|-----------|-------|-------|-------|------------|------|------------|
| TE - TO a.d. Senta              | TETO   | 1.900 | -9,52%    | 1.900 | 1.900 | 1.900 | 1          | 10   | 19.000     |
| Soja protein a.d. Becej         | SJPT   | 545   | -7,00%    | 575   | 575   | 538   | 6          | 124  | 67.567     |
| Impol Seval a.d. Sevojno        | IMPL   | 3.500 | -3,71%    | 3.500 | 3.500 | 3.500 | 8          | 132  | 462.000    |
| Komercijalna banka a.d. Beograd | KMBN   | 1.655 | -3,61%    | 1.700 | 1.700 | 1.622 | 3          | 19   | 31.442     |

## AKCIJE - MTP

## Najtrgovanije HOV

|                                   | Simbol | Cena  | % Promena | Ponuda | Tražnja | Broj | Obim | Promet RSD |
|-----------------------------------|--------|-------|-----------|--------|---------|------|------|------------|
| Milan Blagojevic a.d. Smederevo   | MBLS   | 6.500 | 0,00%     | 715    | 409     | 4    | 259  | 1.683.500  |
| Hempro a.d. Beograd               | HMBG   | 370   | 0,00%     | 324    | 417     | 2    | 317  | 117.290    |
| Gosa FOM a.d. Smederevska Palanka | GFOM   | 495   | 0,20%     | 109    | 260     | 2    | 109  | 53.955     |
| Autoservis a.d. Cacak             | ATSVS  | 100   | 0,00%     | 393    | 1426    | 1    | 393  | 39.300     |
| Napredak a.d. Stara Pazova        | NASP   | 1.230 | 2,50%     | 27     | 27      | 1    | 27   | 33.210     |

## Dobitnici

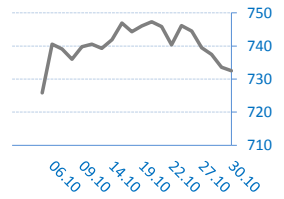
|                                   | Simbol | Cena  | % Promena | Ponuda | Tražnja | Broj | Obim | Promet RSD |
|-----------------------------------|--------|-------|-----------|--------|---------|------|------|------------|
| Napredak a.d. Stara Pazova        | NASP   | 1.230 | 2,50%     | 27     | 27      | 1    | 27   | 33.210     |
| Gosa FOM a.d. Smederevska Palanka | GFOM   | 495   | 0,20%     | 109    | 260     | 2    | 109  | 53.955     |

## Gubitnici

|  | Simbol | Cena | % Promena | Ponuda | Tražnja | Broj | Obim | Promet RSD |
|--|--------|------|-----------|--------|---------|------|------|------------|
|--|--------|------|-----------|--------|---------|------|------|------------|

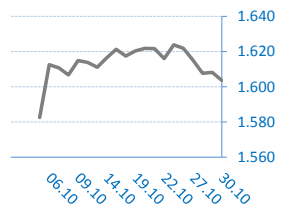
## BELEX15

|          |        |
|----------|--------|
| Vrednost | 732,51 |
| Promena  | -1,04  |
| %        | -0,14% |



## BELEXline

|          |          |
|----------|----------|
| Vrednost | 1.603,70 |
| Promena  | -4,38    |
| %        | -0,27%   |



## Kontakti:

**Srdan Tomašević**

srđjan.tomasevic@erstebank.rs  
Devizno tržište  
011/220 9116

**Dušan Stević**

dusan.stevic@erstebank.rs  
Devizno tržište  
011/220 9118

**Danijela Stojanović**

danijela.stojanovic@erstebank.rs  
Devizno tržište  
011/ 220 9132

**Nenad Đurović**

nenad.djurovic@erstebank.rs  
Novčano tržište  
011/ 220 9115

**Aleksandra Parčetić**

aleksandra.parcetic@erstebank.rs

**Marija Đorđević**

marija.djordjevic@erstebank.rs

**Dragan Maksimović**

dragan.maksimovic@erstebank.rs

Brokersko poslovanje - Hartije od vrednosti Brokersko poslovanje - Hartije od vrednosti Brokersko poslovanje - Hartije od vrednosti

011/220 9159

011/220 9181  
011/220 9110

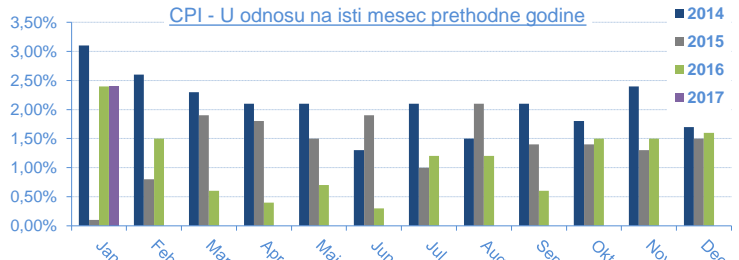
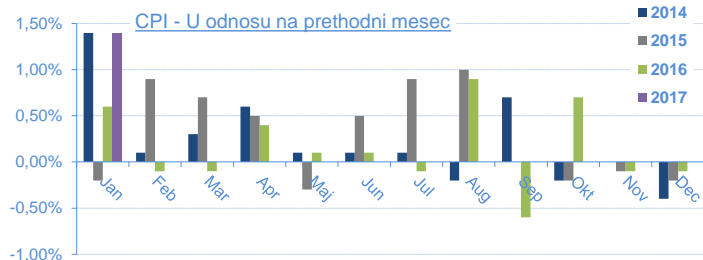
011/ 220 9179

Izveštaj sačinio Sektor sredstava / Odeljenje Middle office

Informacije i cene iz ovog pregleda dobijene su iz izvora za koje verujemo da su pouzdani ali ne garantujemo njihovu tačnost i potpunost. Navedene informacije su važeće samo u trenutku njihovog sastavljanja a objavljuju se u ciju opšteg informisanja, pri čemu ne predstavljaju bilo kakav oblik investicionog saveta niti preporuke za investiranje niti na bilo koji način obavezuju Erste Bank ad Novi Sad u pogledu odgovornosti za štetu nastalu upotrebom informacija iz ovog pregleda.

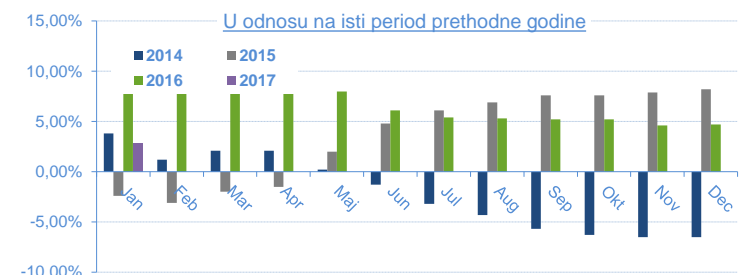
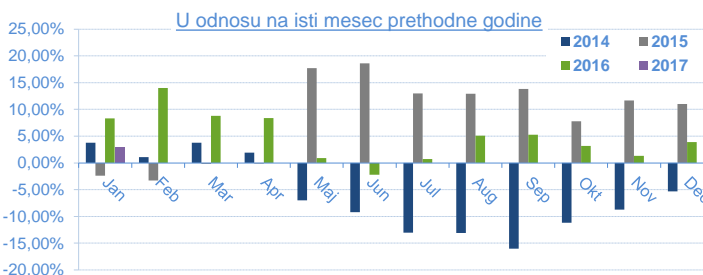
**Indeks potrošačkih cena (Consumer Price Index - CPI)**

|                              | Jan      | Feb | Mar | Apr | Maj | Jun | Jul | Aug | Sep | Okt | Nov | Dec |
|------------------------------|----------|-----|-----|-----|-----|-----|-----|-----|-----|-----|-----|-----|
| U odnosu na prethodni mesec  | 1,40%    |     |     |     |     |     |     |     |     |     |     |     |
| U odnosu na isti mesec 2016. | 2,40%    |     |     |     |     |     |     |     |     |     |     |     |
| U odnosu na decembar 2016.   | 1,40%    |     |     |     |     |     |     |     |     |     |     |     |
| Datum objavljivanja          | 23.02.17 |     |     |     |     |     |     |     |     |     |     |     |



**INDUSTRIJSKA PROIZVODNJA**

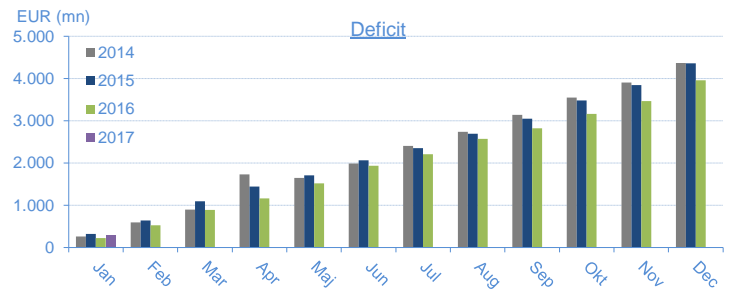
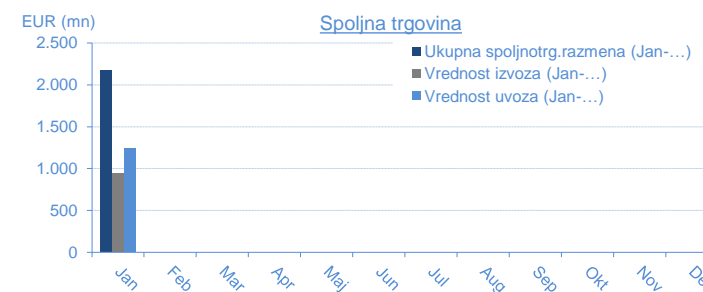
|  | Jan      | Feb | Mar | Apr | Maj | Jun | Jul | Aug | Sep | Okt | Nov | Dec |
|--|----------|-----|-----|-----|-----|-----|-----|-----|-----|-----|-----|-----|
| U odnosu na isti mesec 2016            | 2,80%    |     |     |     |     |     |     |     |     |     |     |     |
| U odnosu na isti period 2016 (jan-...) | 2,80%    |     |     |     |     |     |     |     |     |     |     |     |
| U odnosu na prosek 2016                | 12,70%   |     |     |     |     |     |     |     |     |     |     |     |
| Datum objavljivanja                    | 28.02.17 |     |     |     |     |     |     |     |     |     |     |     |



**SPOLJNOTRGOVINSKA ROBNA RAZMENA**

\* u eur mln

| Mesec                                   | Jan      | Feb | Mar | Apr | Maj | Jun | Jul | Aug | Sep | Okt | Nov | Dec |
|---|----------|-----|-----|-----|-----|-----|-----|-----|-----|-----|-----|-----|
| Ukupna spoljnotrg.razmena (Jan-...)     | 2.173,70 |     |     |     |     |     |     |     |     |     |     |     |
| Promena (u odnosu na isti period 2016.) | 13,20%   |     |     |     |     |     |     |     |     |     |     |     |
| Vrednost izvoza (Jan-...)               | 937,00   |     |     |     |     |     |     |     |     |     |     |     |
| Promena (u odnosu na isti period 2016.) | 10,10%   |     |     |     |     |     |     |     |     |     |     |     |
| Vrednost uvoza (Jan-...)                | 1.236,70 |     |     |     |     |     |     |     |     |     |     |     |
| Promena (u odnosu na isti period 2016.) | 15,60%   |     |     |     |     |     |     |     |     |     |     |     |
| Deficit (jan-...)                       | 299,70   |     |     |     |     |     |     |     |     |     |     |     |
| Promena (u odnosu na isti period 2016.) | 36,90%   |     |     |     |     |     |     |     |     |     |     |     |
| Pokrivenost uvoza izvozom               | 75,70%   |     |     |     |     |     |     |     |     |     |     |     |
| Datum objavljivanja                     | 17.03.17 |     |     |     |     |     |     |     |     |     |     |     |



**BUDŽETSKI DEFICIT**

\* u rsd mln

|                           |            |
|---------------------------|------------|
| Budžetski deficit u 2016. | -7.947,12  |
| Januar 2017               | 19.003,70  |
| Februar 2017              |            |
| Mart 2017                 |            |
| April 2017                |            |
| Maj 2017                  |            |
| Jun 2017                  |            |
| Jul 2017                  |            |
| Avgust 2017               |            |
| Septembar 2017            |            |
| Oktobar 2017              |            |
| Novembar 2017             |            |
| Decembar 2017             |            |
| Budžetski deficit u 2017. | 19.003,70  |
| Planirani deficit u 2017. | -69.100,00 |
| Ostvarenje plana          | -27,50%    |
| Datum ažuriranja          | 10.03.17   |

