

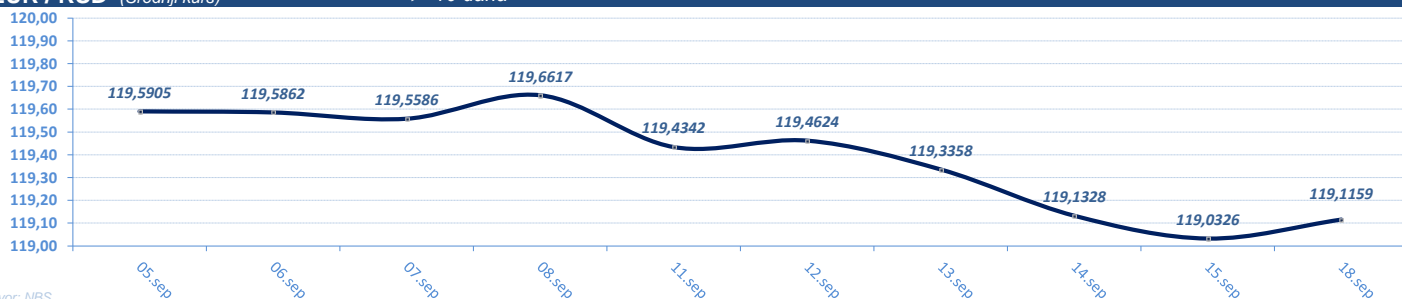
## VESTI

► **SREDNJI KURS EUR/RSD**: Dinar oslabio u odnosu na evro za 0,0833 dinara, srednji kurs **119,1159**. Obim međubankarske trgovine evrom na dan 15. septembar do 12:30h iznosio je 18 miliona evra. NBS nije intervenisala na međubankarskom deviznom tržištu (od početka godine ukupno prodala 345 miliona evra i kupila 1,02 milijarde evra).

► **BEOGRADSKA BERZA**: Indeksi zabeležili rast vrednosti, BELEX15 veći za 0,46 odsto, BELEXljaj manji za 0,07 odsto. **Promet manji** u odnosu na prethodni dan, na regulisanom tržištu najviše trgovano akcijama Galenike, NIS-a, Jubmes banke, Jedinstva Sevojino i Komercijalne banke.

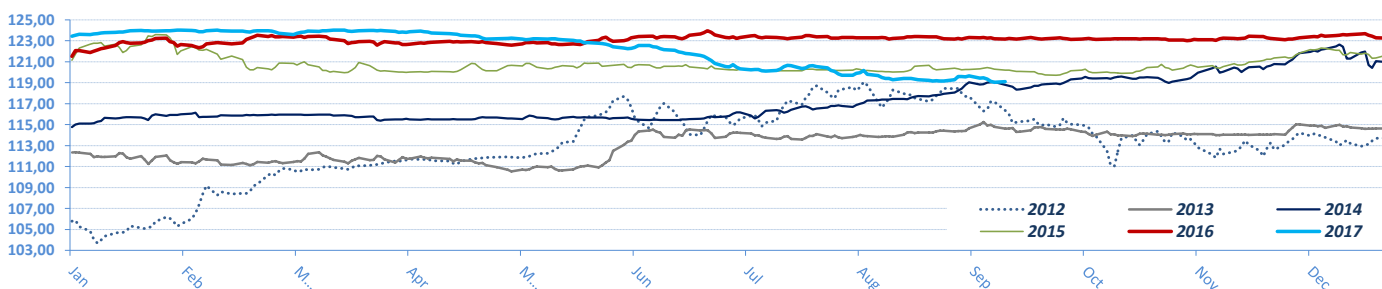
## DEVIZNO TRŽIŠTE

### EUR / RSD (Srednji kurs) ► 10 dana

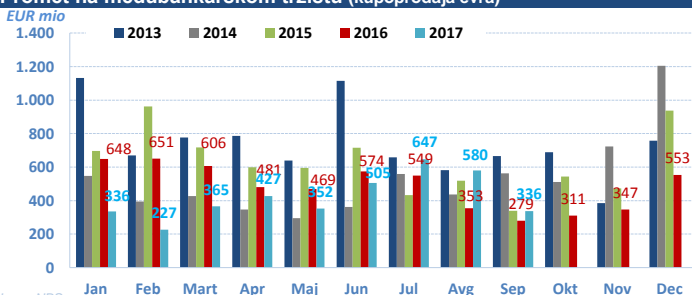


Izvor: NBS

### EUR / RSD (Srednji kurs) ► Jan - ....

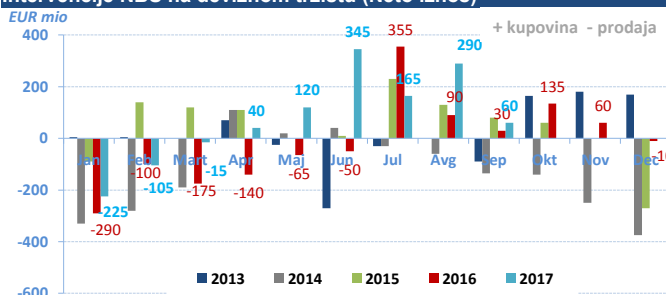


### Promet na međubankarskom tržištu (kupoprodaja evra)



Izvor: NBS

### Intervencije NBS na deviznom tržištu (Neto iznos)

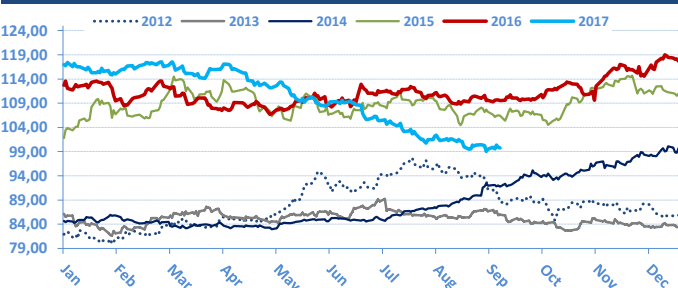


### USD / RSD (Srednji kurs) ► 10 dana



Izvor: NBS

### ► Jan - ....



Mesečna promena				Godišnja promena					
Datum	EUR/RSD	%	USD/RSD	%	Datum	EUR/RSD	%	USD/RSD	%
01.09.17	119,1681	-0,84%	100,1834	-1,35%	18.09.17	119,1159	-3,51%	99,7454	-15,90%
01.08.17	120,1830	-0,30%	101,5574	-3,85%	04.01.17	123,4512	1,59%	118,6004	6,34%
03.07.17	120,5452	-1,65%	105,6210	-3,12%	04.01.16	121,5145	0,30%	111,5324	9,90%
01.06.17	122,5722	-0,50%	109,0209	-3,24%	05.01.15	121,1543	5,58%	101,4863	20,72%
03.05.17	123,1888	-0,56%	112,6658	-2,84%	03.01.14	114,7559	2,14%	84,0641	-1,67%
03.04.17	123,8850	0,03%	115,9646	-1,13%	03.01.13	112,3495	6,20%	85,4889	5,32%
01.03.17	123,8434	-0,13%	117,2871	2,02%	04.01.12	105,7880	-0,21%	81,1693	2,16%
01.02.17	124,0022	0,45%	114,9659	-3,06%	04.01.11	106,0156	10,47%	79,4541	18,48%
04.01.17	123,4512	0,27%	118,6004	2,30%	04.01.10	95,9679	7,17%	67,0635	4,25%
01.12.16	123,1148	0,05%	115,9382	3,35%	05.01.09	89,5436	12,27%	64,3273	18,68%
01.11.16	123,0563	-0,13%	112,1753	2,31%	03.01.08	79,7577	-0,05%	54,2016	-10,58%
03.10.16	123,2139	0,05%	109,6404	-0,70%	04.01.07	79,8000	-7,21%	60,6153	-14,94%
01.09.16	123,1498		110,4185		04.01.06	86,0010		71,2629	

**EUR / USD**

► 10 dana



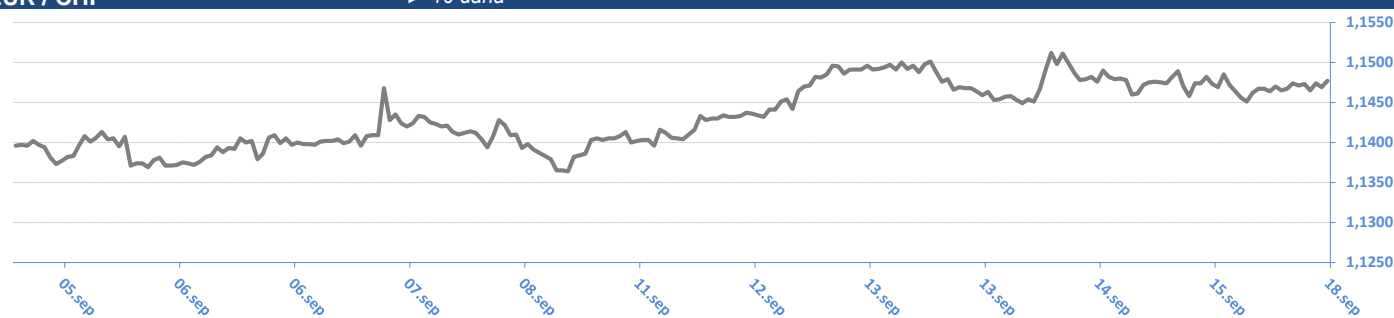
Izvor: Reuters

**EUR / USD**



**EUR / CHF**

► 10 dana



Izvor: Reuters

**EUR / CHF**



18.09.2017 08:39:41

**EUR / XX**

Valutni par	Kupovni	Prodajni
EUR/USD	1,1950	1,1952
EUR/JPY	132,9700	133,0100
EUR/GBP	0,8779	0,8783
EUR/CHF	1,1476	1,1478
EUR/DKK	7,4409	7,4410
EUR/NOK	9,3656	9,3686
EUR/SEK	9,5108	9,5163
EUR/CAD	1,4552	1,4556
EUR/AUD	1,4897	1,4900
EUR/HUF	309,4500	309,6100
EUR/CZK	26,0840	26,0980
EUR/PLN	4,2757	4,2778
EUR/HRK	7,4780	7,4810
EUR/RUB	68,9300	68,9500
EUR/NZD	1,6339	1,6344

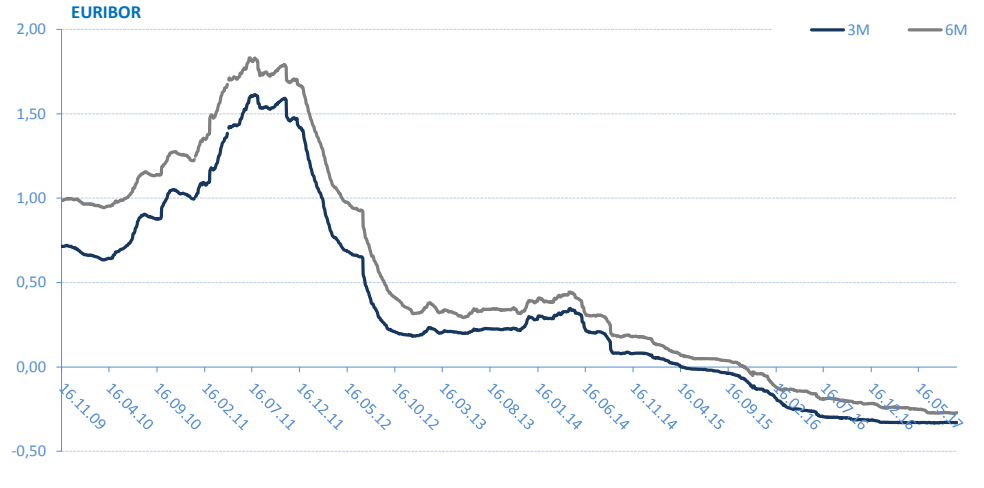
**USD / XX**

Valutni par	Kupovni	Prodajni
USD/EUR	0,8367	0,8367
USD/JPY	111,2700	111,2800
USD/GBP	0,7347	0,7348
USD/CHF	0,9603	0,9604
USD/DKK	6,2261	6,2265
USD/NOK	7,8364	7,8394
USD/SEK	7,9593	7,9623
USD/CAD	1,2178	1,2179
USD/AUD	1,2464	1,2469
USD/HUF	258,8300	259,2800
USD/CZK	21,8240	21,8340
USD/SKK	21,5460	21,6000
USD/PLN	3,5780	3,5791
USD/HRK	6,2562	6,2613
USD/RUB	57,6805	57,6895
USD/NZD	1,3672	1,3676

EURIBOR

SW	-0,380
2W	-0,377
1M	-0,371
3M	-0,329
6M	-0,271
1Y	-0,171

\* Izvor: Reuters; Objavljeno prethodnog radnog dana



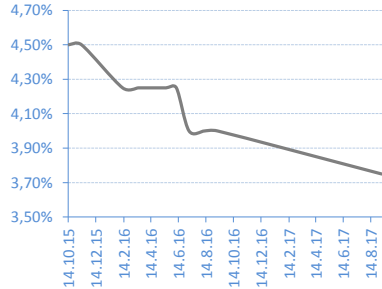
Kamatne stope Centralnih Banaka

CB	Kamatna stopa
USD	1,25
EUR	0,00
GBP	0,25
CAD	1,00
AUD	1,50
JPY	0,10

\* Izvor: Reuters; Objavljeno prethodnog radnog dana

REFERENTNA KAMATNA STOPA NBS

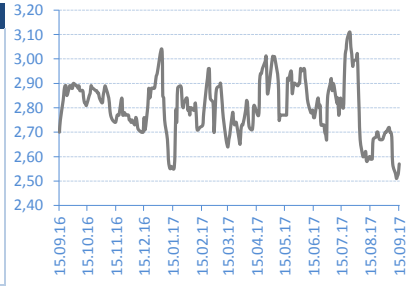
Date	Rate	Promena (%)
07.09.17	3,75%	-6,25%
08.09.16	4,00%	0,00%
11.08.16	4,00%	0,00%
07.07.16	4,00%	-5,88%
09.06.16	4,25%	0,00%
17.05.16	4,25%	0,00%
07.04.16	4,25%	0,00%
17.03.16	4,25%	0,00%
11.02.16	4,25%	-5,56%
12.11.15	4,50%	



\* Izvor: NBS

BEONIA

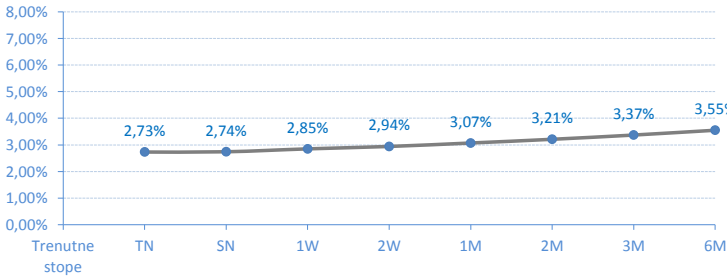
Date	Rate	Promena (%)
15.09.17	2,57%	1,58%
14.09.17	2,53%	0,40%
13.09.17	2,52%	0,40%
12.09.17	2,51%	-0,79%
11.09.17	2,53%	-1,56%
08.09.17	2,57%	-4,10%
07.09.17	2,68%	-0,74%
06.09.17	2,70%	0,00%
05.09.17	2,70%	-0,74%
04.09.17	2,72%	



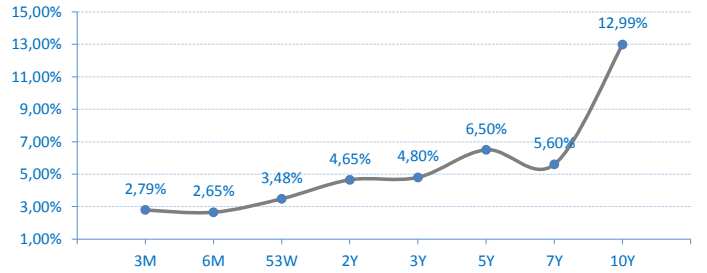
\* Izvor: Reuters; Objavljeno prethodnog radnog dana

Kamatne stope/Prinos na tržištu

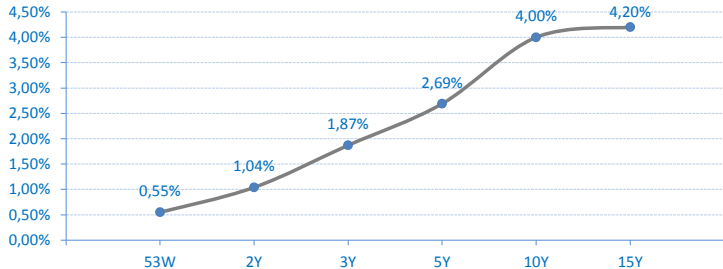
Belibor



Državne HOV Republike Srbije u Dinarima - prinosi sa poslednje aukcije



Državne HOV Republike Srbije u Evrima - prinosi sa poslednje aukcije

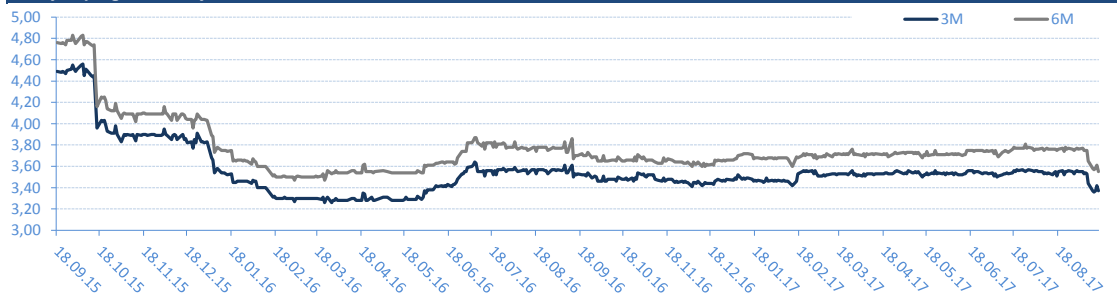


BELIBOR

Trenutne stope	
TN	2,73%
SN	2,74%
1W	2,85%
2W	2,94%
1M	3,07%
2M	3,21%
3M	3,37%
6M	3,55%

\* Objavljeno prethodnog radnog dana

Istorijski pregled kretanja 6M i 3M Belibor-a

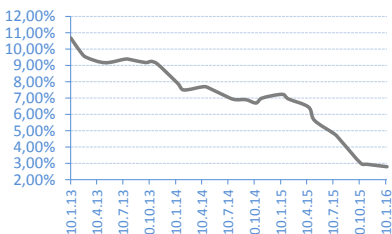


**DRŽAVNE HOV Republike Srbije u Dinarima - primarna prodaja**

\* Izvor: MF - Trezor

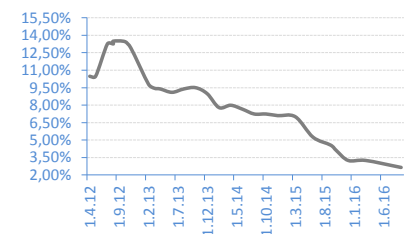
**T-BILLS 3M - RSD**

Datum	Stopa	Realizacija
14.01.16	2,79%	100,00%
05.11.15	2,94%	100,00%
15.10.15	3,00%	92,18%
06.08.15	4,40%	96,26%
16.07.15	4,79%	98,47%
07.05.15	5,63%	92,92%
16.04.15	6,45%	100,00%
05.02.15	6,95%	45,05%



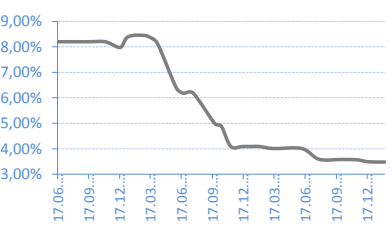
**T-BILLS 6M - RSD**

Datum	Stopa	Realizacija
01.09.16	2,65%	23,03%
03.03.16	3,25%	96,46%
03.12.15	3,25%	97,22%
08.10.15	4,09%	100,00%
03.09.15	4,57%	87,90%
04.06.15	5,25%	93,30%
05.03.15	7,00%	21,33%
04.12.14	7,10%	100,00%



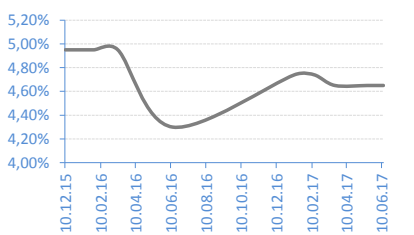
**T-BILLS 53W - RSD**

Datum	Stopa	Realizacija
06.02.17	3,48%	17,91%
21.12.16	3,49%	32,22%
15.11.16	3,57%	45,64%
28.09.16	3,58%	52,92%
27.07.16	3,59%	49,07%
07.06.16	4,01%	78,06%
15.03.16	4,01%	16,73%
02.02.16	4,09%	63,42%



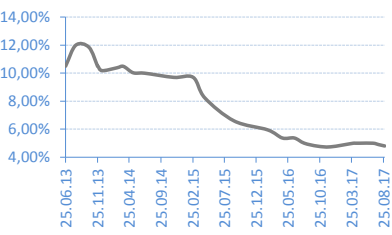
**G-BONDS 2Y - RSD**

Datum	Stopa	Realizacija
13.06.17	4,65%	51,56%
16.05.17	4,65%	43,95%
21.03.17	4,65%	100,00%
13.02.17	4,74%	78,80%
10.01.17	4,74%	23,25%
13.06.16	4,30%	95,67%
10.03.16	4,95%	56,41%
28.01.16	4,95%	38,44%



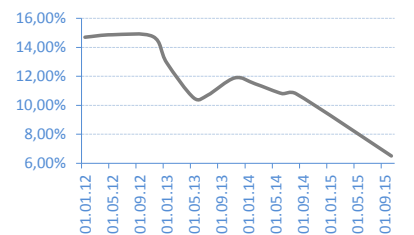
**G-BONDS 3Y - RSD**

Datum	Stopa	Realizacija
31.08.17	4,80%	100,00%
02.08.17	4,90%	81,63%
06.07.17	5,00%	50,54%
04.05.17	5,00%	39,44%
11.04.17	5,00%	96,73%
03.04.17	5,00%	100,00%
15.12.16	4,74%	91,48%
13.10.16	4,79%	55,21%



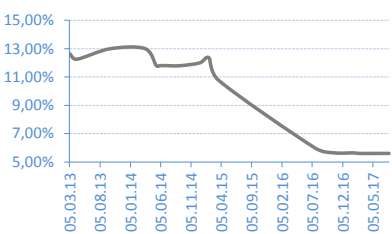
**G-BONDS 5Y - RSD**

Datum	Stopa	Realizacija
20.10.15	6,50%	69,94%
19.08.14	10,80%	60,89%
25.06.14	10,80%	57,49%
04.02.14	11,48%	31,29%
19.11.13	11,89%	99,01%
23.07.13	10,69%	7,34%
28.05.13	10,50%	25,31%
22.01.13	12,94%	100,00%



**G-BONDS 7Y - RSD**

Datum	Stopa	Realizacija
25.07.17	5,60%	37,14%
17.05.17	5,60%	43,41%
23.02.17	5,60%	22,35%
26.01.17	5,64%	37,50%
25.10.16	5,64%	93,74%
19.07.16	5,98%	94,41%
24.03.15	10,75%	100,00%
03.02.15	12,34%	78,28%



**G-BONDS 10Y - RSD**

Datum	Stopa	Realizacija
21.10.14	12,99%	93,26%

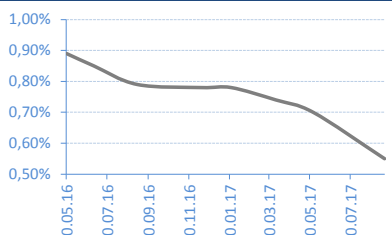


**DRŽAVNE HOV Republike Srbije u Evrima - primarna prodaja**

\* Izvor: MF - Trezor

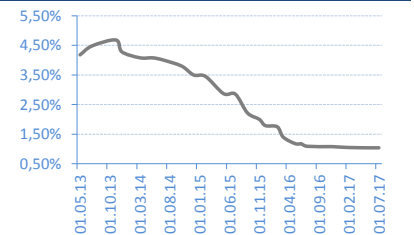
**T-BILLS 53W - EUR**

Datum	Stopa	Realizacija
30.08.17	0,55%	50,00%
15.05.17	0,70%	91,30%
20.03.17	0,74%	60,00%
12.01.17	0,78%	46,20%
29.11.16	0,78%	100,00%
24.08.16	0,79%	100,00%
20.06.16	0,85%	100,00%
10.05.16	0,89%	100,00%



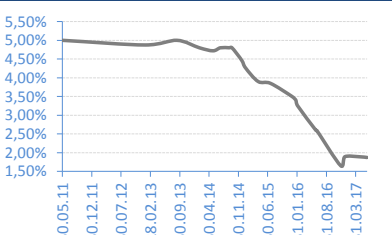
**G-BONDS 2Y - EUR**

Datum	Stopa	Realizacija
12.07.17	1,04%	16,80%
23.05.17	1,04%	99,00%
14.02.17	1,05%	95,35%
06.12.16	1,07%	66,00%
04.11.16	1,08%	23,00%
28.07.16	1,09%	46,01%
21.06.16	1,18%	53,58%
09.06.16	1,18%	35,00%



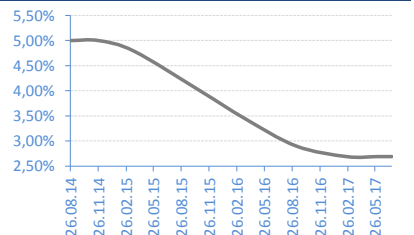
**G-BONDS 3Y - EUR**

Datum	Stopa	Realizacija
21.06.17	1,87%	63,17%
24.04.17	1,89%	100,00%
11.01.17	1,89%	57,90%
12.12.16	1,65%	96,43%
22.06.16	2,59%	34,24%
16.06.16	2,59%	99,88%
03.02.16	3,25%	100,00%
21.01.16	3,40%	76,75%



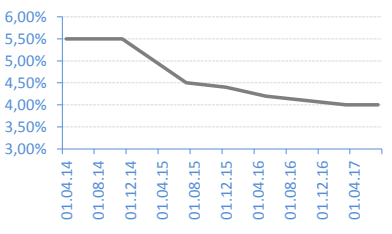
**G-BONDS 5Y - EUR**

Datum	Stopa	Realizacija
20.07.17	2,69%	100,00%
31.05.17	2,69%	100,00%
21.02.17	2,69%	98,40%
08.09.16	2,90%	100,00%
22.03.16	3,45%	100,00%
27.10.15	4,00%	100,00%
23.03.15	4,79%	82,95%
26.11.14	5,00%	59,99%



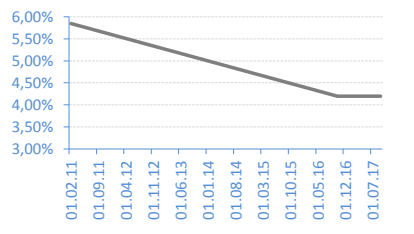
**G-BONDS 10Y - EUR**

Datum	Stopa	Realizacija
13.07.17	4,00%	42,95%
15.03.17	4,00%	65,60%
25.05.16	4,20%	96,00%
04.12.15	4,40%	100,00%
28.07.15	4,50%	76,77%



**G-BONDS 15Y - EUR**

Datum	Stopa	Realizacija
06.09.17	4,20%	70,13%
19.10.16	4,20%	100,00%



## AKCIJE - REGULISANO TRŽIŠTE

## Najtrgovanije HOV

	Simbol	Cena	% Promena	Open	Max	Min	Broj trans	Obim	Promet RSD
Galenika Fitofarmacija a.d. Zemun	FITO	2.700	0,00%	2.700	2.701	2.700	10	1.743	4.706.215
NIS a.d. Novi Sad	NIIS	669	0,15%	661	680	661	156	6.046	4.045.163
Jubmes banka a.d. Beograd	JMBN	6.600	1,38%	6.600	6.600	6.600	2	600	3.960.000
Jedinstvo a.d. Sevojno	JESV	5.500	5,77%	5.500	5.500	5.500	1	200	1.100.000
Komercijalna banka a.d. Beograd	KMBNPB	901	-0,66%	908	908	900	9	1.020	918.744

## Dobitnici

	Simbol	Cena	% Promena	Open	Max	Min	Broj trans	Obim	Promet RSD
Progres u restrukturiranju a.d. Beograd	PRGS	12	9,09%	12	12	12	1	6	72
Jedinstvo a.d. Sevojno	JESV	5.500	5,77%	5.500	5.500	5.500	1	200	1.100.000
Energoprojekt industrija a.d. Beograd	EPIN	4.092	2,30%	4.400	4.400	4.000	2	52	212.800
Energoprojekt holding a.d. Beograd	ENHL	1.249	1,79%	1.221	1.280	1.221	8	450	562.263
Jubmes banka a.d. Beograd	JMBN	6.600	1,38%	6.600	6.600	6.600	2	600	3.960.000

## Gubitnici

	Simbol	Cena	% Promena	Open	Max	Min	Broj trans	Obim	Promet RSD
Energoprojekt Entel a.d. Beograd	EPEN	18.003	-7,63%	18.003	18.003	18.003	1	9	162.027
Halkbank a.d. , Beograd	CCNB	10.015	-4,17%	10.015	10.015	10.015	1	4	40.060
Philip Morris Operations a.d. Nis	DINNPB	3.133	-2,09%	3.200	3.200	3.128	2	16	50.120
Impol Seval a.d. Sevojno	IMPL	3.921	-0,73%	3.920	3.925	3.920	3	21	82.350
Komercijalna banka a.d. Beograd	KMBNPB	901	-0,66%	908	908	900	9	1.020	918.744

## AKCIJE - MTP

## Najtrgovanije HOV

	Simbol	Cena	% Promena	Ponuda	Tražnja	Broj	Obim	Promet RSD
Swisslion Miloduh a.d. Kragujevac	SLMH	4.000	29,03%	69	28	5	28	112.000
Omoljica u restrukturiranju a.d. Omoljica	OMOL	800	14,29%	100	200	1	100	80.000
Autoservis a.d. Cacak	ATSVS	100	0,00%	747	888	4	747	74.700
Uniprom a.d. Novi Pazar	UNPR	500	0,00%	110	3189	1	110	55.000
Vocar a.d. Svilajnac	VRBG	500	35,14%	82	90	9	82	41.000

## Dobitnici

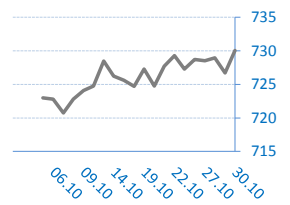
	Simbol	Cena	% Promena	Ponuda	Tražnja	Broj	Obim	Promet RSD
Vocar a.d. Svilajnac	VRBG	500	35,14%	82	90	9	82	41.000
Swisslion Miloduh a.d. Kragujevac	SLMH	4.000	29,03%	69	28	5	28	112.000
Omoljica u restrukturiranju a.d. Omoljica	OMOL	800	14,29%	100	200	1	100	80.000

## Gubitnici

	Simbol	Cena	% Promena	Ponuda	Tražnja	Broj	Obim	Promet RSD
Gosa montaza a.d. Velika Plana	GMON	1120	-0,09%	120	297	1	1	1.120

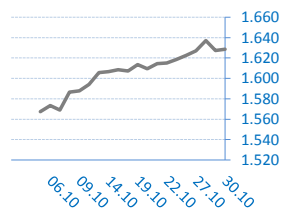
## BELEX15

Vrednost	730,05
Promena	3,35
%	0,46%



## BELEXline

Vrednost	1.628,51
Promena	1,13
%	0,07%



## Kontakti:

## Srđan Tomašević

srđjan.tomasevic@erstebank.rs  
Devizno tržište  
011/220 9116

## Dušan Stević

dusan.stevic@erstebank.rs  
Devizno tržište  
011/220 9118

## Danijela Stojanović

danijela.stojanovic@erstebank.rs  
Devizno tržište  
011/ 220 9132

## Nenad Đurović

nenad.djurovic@erstebank.rs  
Novčano tržište  
011/ 220 9115

## Aleksandra Parčetić

aleksandra.parcetic@erstebank.rs

## Marija Đorđević

marija.djordjevic@erstebank.rs

Brokersko poslovanje - Hartije od vrednosti Brokersko poslovanje - Hartije od vrednosti

011/220 9159

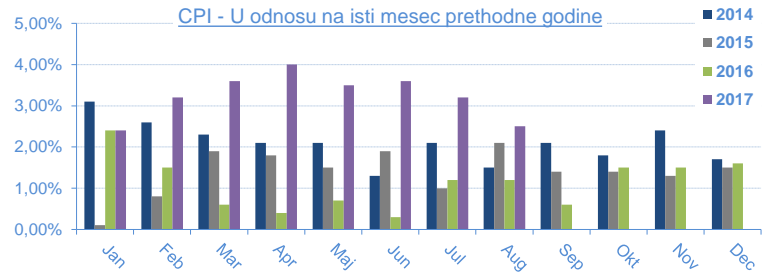
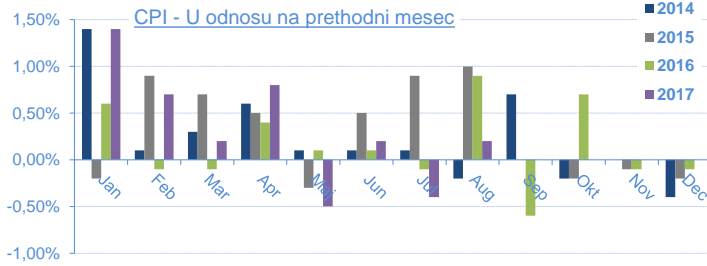
011/220 9181  
011/220 9110

Izveštaj sačinio Sektor sredstava / Odeljenje Middle office

Informacije i cene iz ovog pregleda dobijene su iz izvora za koje verujemo da su pouzdani ali ne garantujemo njihovu tačnost i potpunost. Navedene informacije su važeće samo u trenutku njihovog sastavljanja a objavljuju se u ciju opšteg informisanja, pri čemu ne predstavljaju bilo kakav oblik investicionog saveta niti preporuke za investiranje niti na bilo koji način obavezuju Erste Bank ad Novi Sad u pogledu odgovornosti za štetu nastalu upotrebom informacija iz ovog pregleda.

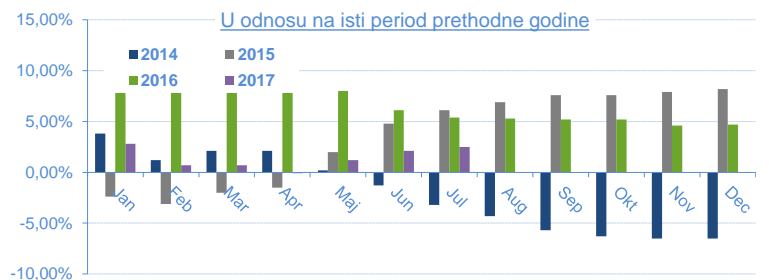
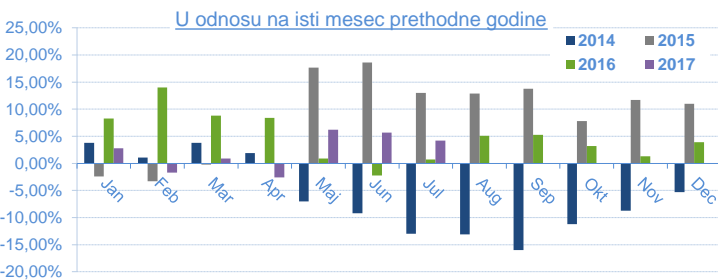
**Indeks potrošačkih cena (Consumer Price Index - CPI)**

	Jan	Feb	Mar	Apr	Maj	Jun	Jul	Aug	Sep	Okt	Nov	Dec
U odnosu na prethodni mesec	1,40%	0,70%	0,20%	0,80%	-0,50%	0,20%	-0,40%	0,20%				
U odnosu na isti mesec 2016.	2,40%	3,20%	3,60%	4,00%	3,50%	3,60%	3,20%	2,50%				
U odnosu na decembar 2016.	1,40%	2,20%	2,40%	3,20%	2,70%	2,90%	2,50%	2,70%				
Datum objavljivanja	23.02.17	13.03.17	12.04.17	12.05.17	12.06.17	12.07.17	11.08.17	12.09.17				



**INDUSTRIJSKA PROIZVODNJA**

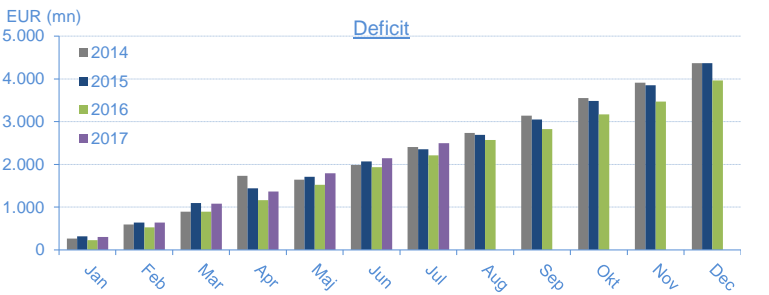
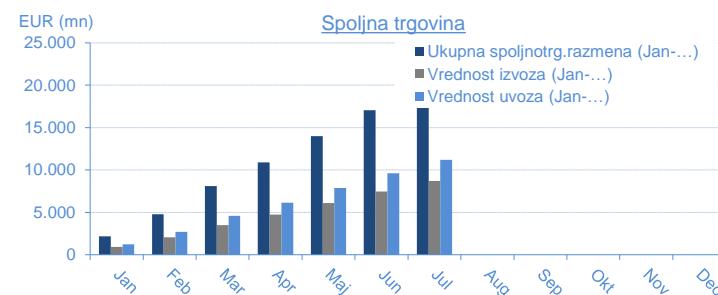
	Jan	Feb	Mar	Apr	Maj	Jun	Jul	Aug	Sep	Okt	Nov	Dec
U odnosu na isti mesec 2016	2,80%	-1,70%	0,90%	-2,60%	6,20%	5,70%	4,20%					
U odnosu na isti period 2016 (jan-...)	2,80%	0,70%	0,70%	-0,10%	1,20%	2,10%	2,50%					
U odnosu na prosek 2016	12,70%	-8,20%	6,00%	-0,90%	5,90%	5,60%	2,00%					
Datum objavljivanja	28.02.17	03.04.17	28.04.17	31.05.17	30.06.17	31.07.17	31.08.17					



**SPOLJNOTRGOVINSKA ROBNA RAZMENA**

\* u eur mln

Mesec	Jan	Feb	Mar	Apr	Maj	Jun	Jul	Aug	Sep	Okt	Nov	Dec
Ukupna spoljnotrg.razmena (Jan-...)	2.173,70	4.793,20	8.100,60	10.877,00	13.987,20	17.067,90	19.890,50					
Promena (u odnosu na isti period 2016.)	13,20%	10,30%	14,70%	12,50%	14,00%	13,20%	13,10%					
Vrednost izvoza (Jan-...)	937,00	2.075,60	3.510,20	4.756,90	6.098,40	7.461,50	8.698,30					
Promena (u odnosu na isti period 2016.)	10,10%	8,50%	13,60%	11,80%	13,40%	13,60%	13,20%					
Vrednost uvoza (Jan-...)	1.236,70	2.717,60	4.590,40	6.120,10	7.888,80	9.606,40	11.192,20					
Promena (u odnosu na isti period 2016.)	15,60%	11,70%	15,50%	13,00%	14,40%	12,90%	13,10%					
Deficit (jan-...)	299,70	642,00	1.080,30	1.363,20	1.790,40	2.145,00	2.493,90					
Promena (u odnosu na isti period 2016.)	36,90%	23,70%	22,20%	17,50%	18,00%	10,40%	12,70%					
Pokrivenost uvoza izvozom	75,70%	76,40%	76,50%	77,70%	77,30%	77,70%	77,70%					
Datum objavljivanja	17.03.17	03.04.17	28.04.17	31.05.17	30.06.17	31.07.17	31.08.17					



**BUDŽETSKI DEFICIT**

\* u rsd mln

Budžetski deficit u 2016.	-7.947,12
Januar 2017	19.003,70
Februar 2017	-7.494,12
Mart 2017	-4.356,63
April 2017	3.554,20
Maj 2017	1.779,77
Jun 2017	20.679,14
Jul 2017	26.896,77
Avgust 2017	
Septembar 2017	
Oktobar 2017	
Novembar 2017	
Decembar 2017	
Budžetski deficit u 2017.	60.062,83
Planirani deficit u 2017.	-69.100,00
Ostvarenje plana	-86,92%
Datum ažuriranja	01.09.17

