

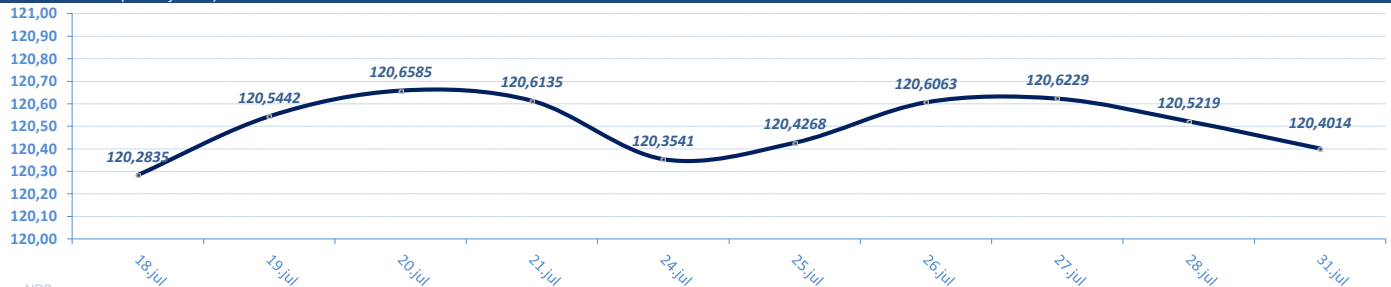
**VESTI**

► **SREDNJI KURS EUR/RSD**: Dinar ojačao u odnosu na evro za 0,1205 dinara, srednji kurs 120,4014. Obim međubankarske trgovine evrom na dan 28. jul do 12:30h iznosio je 72 miliona evra. NBS intervenisala na međubankarskom deviznom tržištu kupovinom 30 miliona evra (od početka godine ukupno prodala 345 miliona evra i kupila 670 miliona evra).

► **BEOGRADSKA BERZA**: Indeksi zabeležili rast vrednosti, BELEX15 veći za 1,04 odsto, BELEXIajn za 0,97 odsto. Promet veći u odnosu na prethodni dan, na regulisanom tržištu najviše trgovano akcijama Energoprojekt holdinga, Messer Tehnogasa, Komercijalne banke, Jedinstva Sevojno i NIS-a.

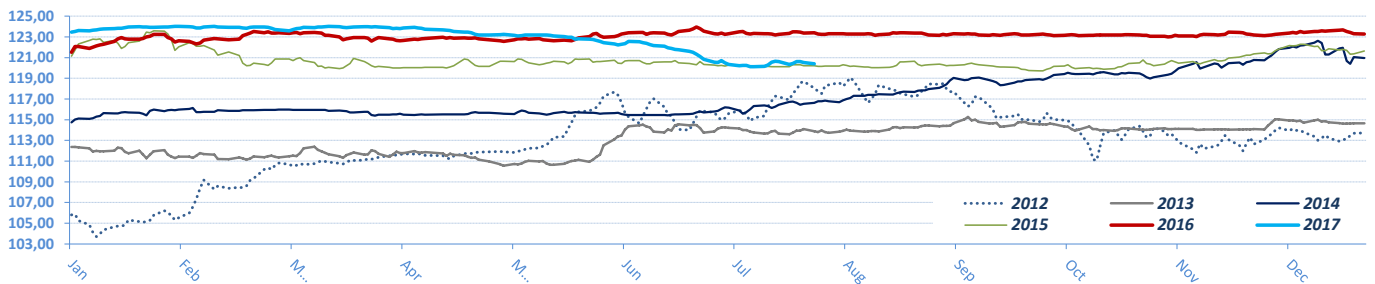
**DEVIZNO TRŽIŠTE**

**EUR / RSD** (Srednji kurs) ► 10 dana

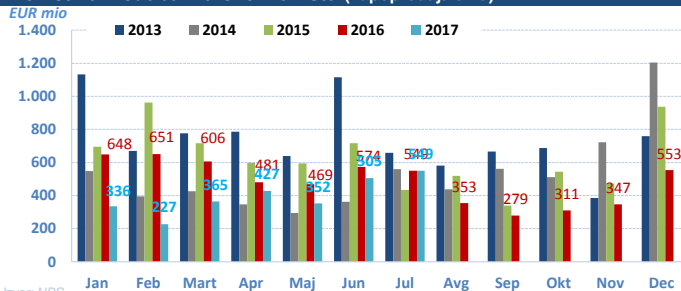


Izvor: NBS

**EUR / RSD** (Srednji kurs) ► Jan - ....

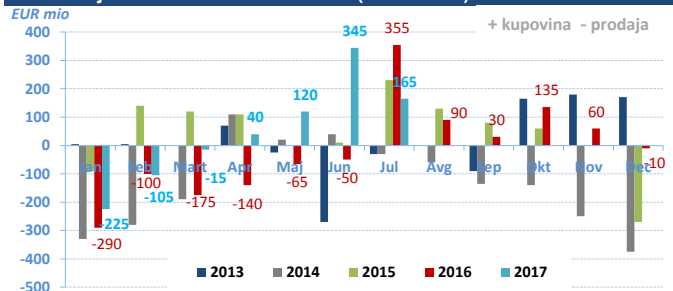


**Promet na međubankarskom tržištu (kupoprodaja evra)**

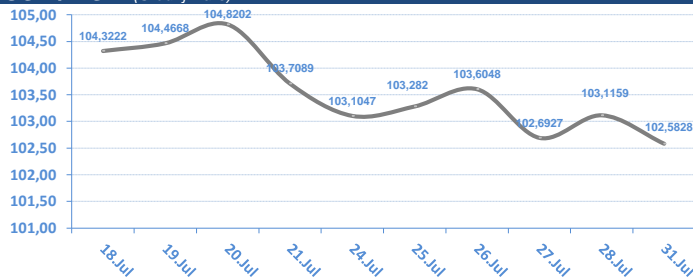


Izvor: NBS

**Intervencije NBS na deviznom tržištu (Neto iznos)**

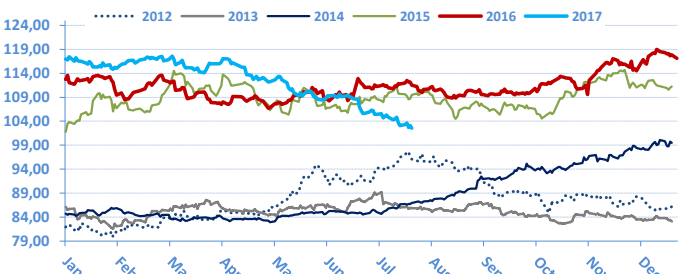


**USD / RSD** (Srednji kurs) ► 10 dana



Izvor: NBS

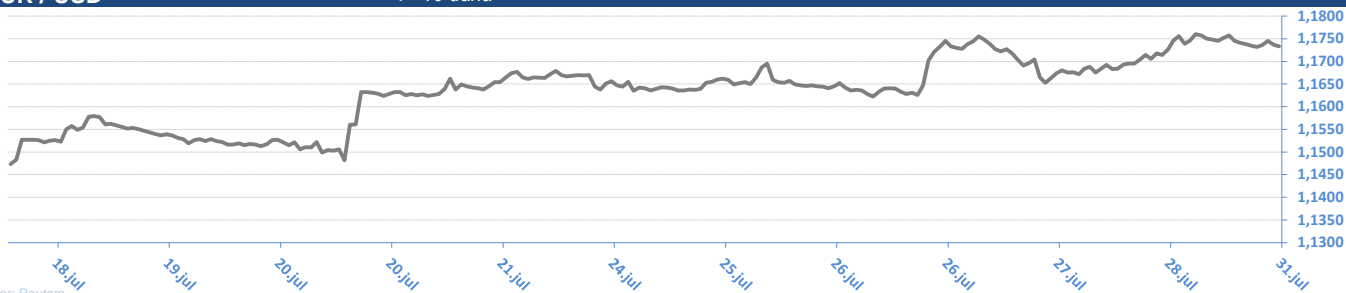
**USD / RSD** (Srednji kurs) ► Jan - ....



Mesečna promena				Godišnja promena					
Datum	EUR/RSD	%	USD/RSD	%	Datum	EUR/RSD	%	USD/RSD	%
03.07.17	120,5452	-1,65%	105,6210	-3,12%	31.07.17	120,4014	-2,47%	102,5828	-13,51%
01.06.17	122,5722	-0,50%	109,0209	-3,24%	04.01.17	123,4512	1,59%	118,6004	6,34%
03.05.17	123,1888	-0,56%	112,6658	-2,84%	04.01.16	121,5145	0,30%	111,5324	9,90%
03.04.17	123,8850	0,03%	115,9646	-1,13%	05.01.15	121,1543	5,58%	101,4863	20,72%
01.03.17	123,8434	-0,13%	117,2871	2,02%	03.01.14	114,7559	2,14%	84,0641	-1,67%
01.02.17	124,0022	0,45%	114,9659	-3,06%	03.01.13	112,3495	6,20%	85,4889	5,32%
04.01.17	123,4512	0,27%	118,6004	2,30%	04.01.12	105,7880	-0,21%	81,1693	2,16%
01.12.16	123,1148	0,05%	115,9382	3,35%	04.01.11	106,0156	10,47%	79,4541	18,48%
01.11.16	123,0563	-0,13%	112,1753	2,31%	04.01.10	95,9679	7,17%	67,0635	4,25%
03.10.16	123,2139	0,05%	109,6404	-0,70%	05.01.09	89,5436	12,27%	64,3273	18,68%
01.09.16	123,1498	-0,07%	110,4185	0,11%	03.01.08	79,7577	-0,05%	54,2016	-10,58%
01.08.16	123,2419	-0,03%	110,2934	-0,70%	04.01.07	79,8000	-7,21%	60,6153	-14,94%
01.07.16	123,2832		111,0760		04.01.06	86,0010		71,2629	

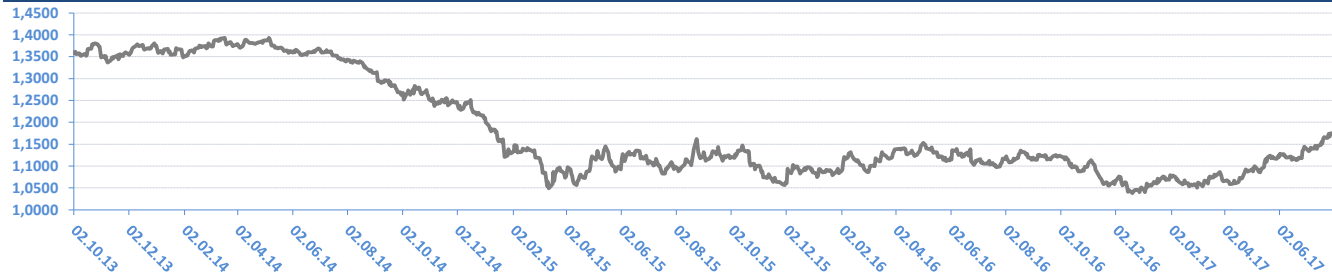
**EUR / USD**

► 10 dana



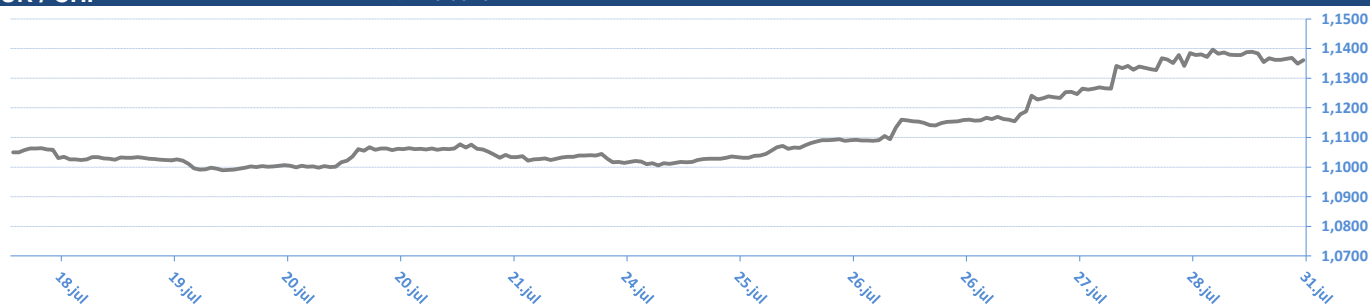
Izvor: Reuters

**EUR / USD**



**EUR / CHF**

► 10 dana



Izvor: Reuters

**EUR / CHF**



31.07.2017 09:20:24

**EUR / XX**

Valutni par	Kupovni	Prodajni
EUR/USD	1,1732	1,1735
EUR/JPY	129,9000	129,9400
EUR/GBP	0,8948	0,8952
EUR/CHF	1,1361	1,1366
EUR/DKK	7,4357	7,4362
EUR/NOK	9,2890	9,2940
EUR/SEK	9,5369	9,5429
EUR/CAD	1,4619	1,4624
EUR/AUD	1,4707	1,4710
EUR/HUF	304,8200	304,9100
EUR/CZK	26,0440	26,0740
EUR/PLN	4,2505	4,2535
EUR/HRK	7,4060	7,4110
EUR/RUB	70,4158	70,4380
EUR/NZD	1,5654	1,5658

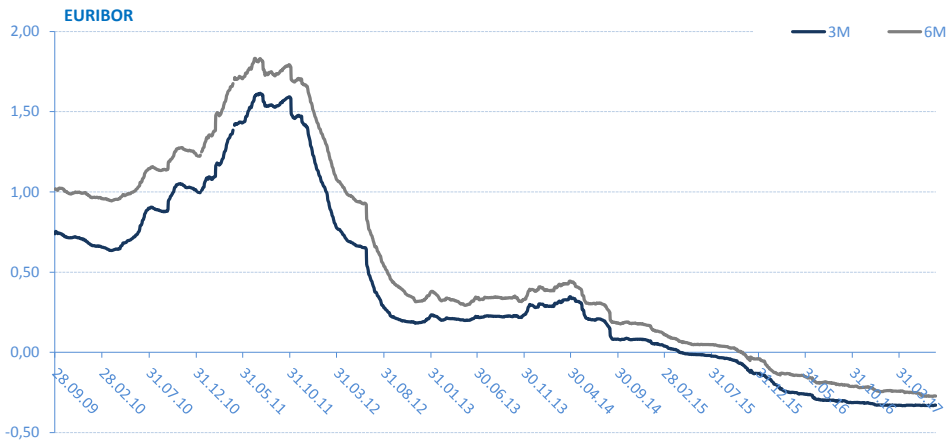
**USD / XX**

Valutni par	Kupovni	Prodajni
USD/EUR	0,8522	0,8522
USD/JPY	110,7100	110,7400
USD/GBP	0,7627	0,7628
USD/CHF	0,9683	0,9687
USD/DKK	6,3375	6,3385
USD/NOK	7,9172	7,9202
USD/SEK	8,1295	8,1325
USD/CAD	1,2460	1,2464
USD/AUD	1,2531	1,2539
USD/HUF	259,7600	259,9300
USD/CZK	22,1940	22,2030
USD/SKK	21,5460	21,6000
USD/PLN	3,6241	3,6246
USD/HRK	6,3116	6,3164
USD/RUB	60,0156	60,0243
USD/NZD	1,3342	1,3344

EURIBOR

SW	-0,379
2W	-0,378
1M	-0,371
3M	-0,329
6M	-0,272
1Y	-0,152

\* Izvor: Reuters; Objavljeno prethodnog radnog dana



Kamatne stope Centralnih Banaka

CB	Kamatna stopa
USD	1,25
EUR	0,00
GBP	0,25
CAD	0,75
AUD	1,50
JPY	0,10

\* Izvor: Reuters; Objavljeno prethodnog radnog dana

REFERENTNA KAMATNA STOPA NBS

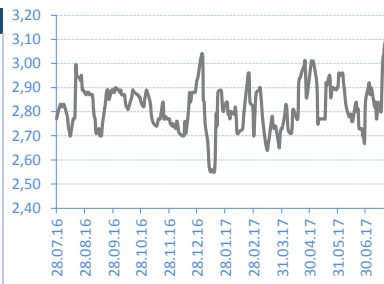
Date	Rate	Promena (%)
08.09.16	4,00%	0,00%
11.08.16	4,00%	0,00%
07.07.16	4,00%	-5,88%
09.06.16	4,25%	0,00%
17.05.16	4,25%	0,00%
07.04.16	4,25%	0,00%
17.03.16	4,25%	0,00%
11.02.16	4,25%	-5,56%
12.11.15	4,50%	0,00%
14.10.15	4,50%	0,00%



\* Izvor: NBS

BEONIA

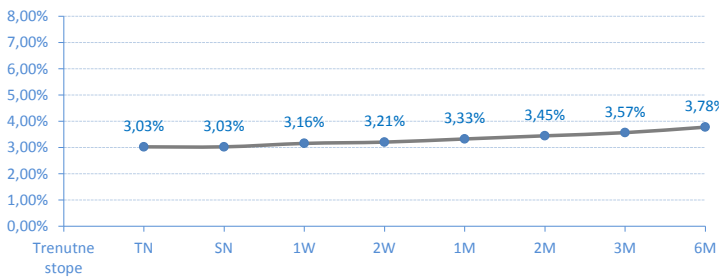
Date	Rate	Promena (%)
28.07.17	2,99%	0,67%
27.07.17	2,97%	-1,66%
26.07.17	3,02%	-0,98%
25.07.17	3,05%	-1,93%
24.07.17	3,11%	0,97%
21.07.17	3,08%	1,32%
20.07.17	3,04%	0,66%
19.07.17	3,02%	3,42%
18.07.17	2,92%	4,29%
17.07.17	2,80%	



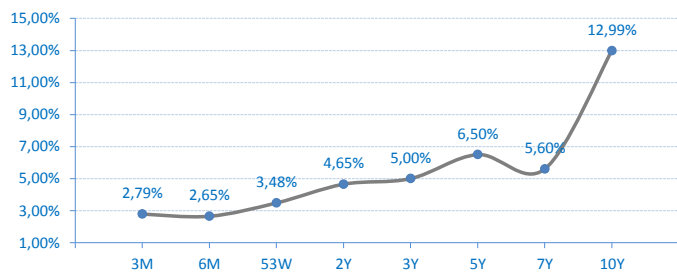
\* Izvor: Reuters; Objavljeno prethodnog radnog dana

Kamatne stope/Prinos na tržištu

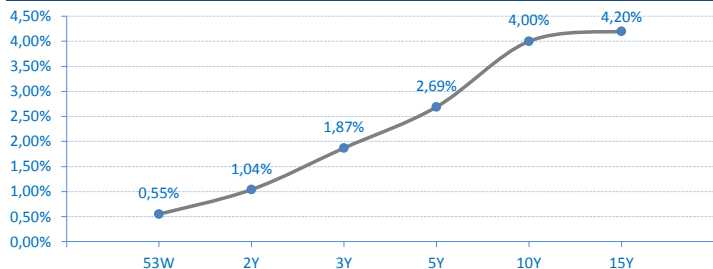
Belibor



Državne HOV Republike Srbije u Dinarima - prinosi sa poslednje aukcije



Državne HOV Republike Srbije u Evrima - prinosi sa poslednje aukcije

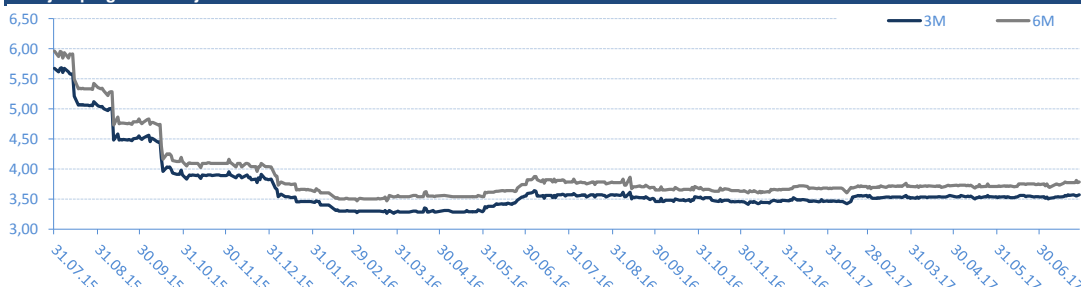


BELIBOR

Trenutne stope	
TN	3,03%
SN	3,03%
1W	3,16%
2W	3,21%
1M	3,33%
2M	3,45%
3M	3,57%
6M	3,78%

\* Objavljeno prethodnog radnog dana

Istorijski pregled kretanja 6M i 3M Belibor-a

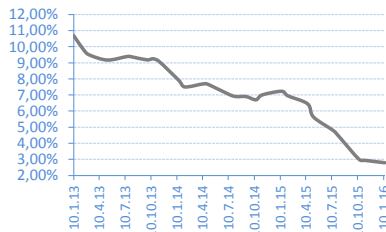


**DRŽAVNE HOV Republike Srbije u Dinarima - primarna prodaja**

\* Izvor: MF - Trezor

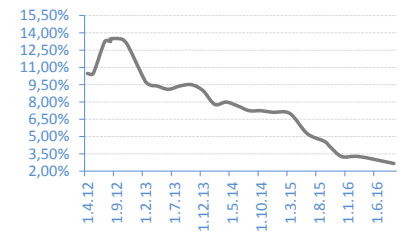
**T-BILLS 3M - RSD**

Datum	Stopa	Realizacija
14.01.16	2,79%	100,00%
05.11.15	2,94%	100,00%
15.10.15	3,00%	92,18%
06.08.15	4,40%	96,26%
16.07.15	4,79%	98,47%
07.05.15	5,63%	92,92%
16.04.15	6,45%	100,00%
05.02.15	6,95%	45,05%



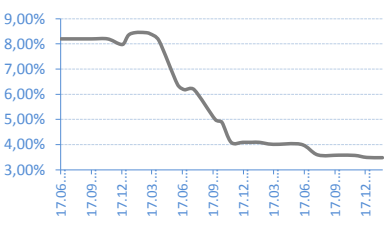
**T-BILLS 6M - RSD**

Datum	Stopa	Realizacija
01.09.16	2,65%	23,03%
03.03.16	3,25%	96,46%
03.12.15	3,25%	97,22%
08.10.15	4,09%	100,00%
03.09.15	4,57%	87,90%
04.06.15	5,25%	93,30%
05.03.15	7,00%	21,33%
04.12.14	7,10%	100,00%



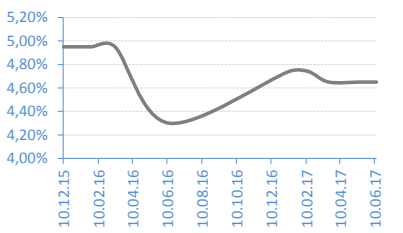
**T-BILLS 53W - RSD**

Datum	Stopa	Realizacija
06.02.17	3,48%	17,91%
21.12.16	3,49%	32,00%
15.11.16	3,57%	45,64%
28.09.16	3,58%	52,92%
27.07.16	3,59%	49,07%
07.06.16	4,01%	78,06%
15.03.16	4,01%	16,73%
02.02.16	4,09%	63,42%



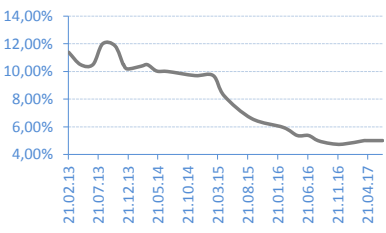
**G-BONDS 2Y - RSD**

Datum	Stopa	Realizacija
13.06.17	4,65%	51,56%
16.05.17	4,65%	43,95%
21.03.17	4,65%	100,00%
13.02.17	4,74%	78,80%
10.01.17	4,74%	23,25%
13.06.16	4,30%	95,67%
10.03.16	4,95%	56,41%
28.01.16	4,95%	38,44%



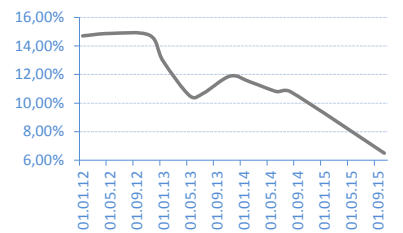
**G-BONDS 3Y - RSD**

Datum	Stopa	Realizacija
06.07.17	5,00%	14,00%
04.05.17	5,00%	9,85%
11.04.17	5,00%	15,30%
03.04.17	5,00%	14,02%
15.12.16	4,74%	91,48%
13.10.16	4,79%	55,21%
11.08.16	5,00%	81,81%
24.06.16	5,37%	11,36%



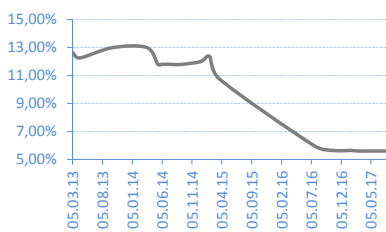
**G-BONDS 5Y - RSD**

Datum	Stopa	Realizacija
20.10.15	6,50%	69,94%
19.08.14	10,80%	60,89%
25.06.14	10,80%	57,49%
04.02.14	11,48%	31,29%
19.11.13	11,89%	99,01%
23.07.13	10,69%	7,34%
28.05.13	10,50%	25,31%
22.01.13	12,94%	100,00%



**G-BONDS 7Y - RSD**

Datum	Stopa	Realizacija
25.07.17	5,60%	27,26%
17.05.17	5,60%	43,41%
23.02.17	5,60%	8,49%
26.01.17	5,64%	9,66%
25.10.16	5,64%	93,74%
19.07.16	5,98%	94,41%
24.03.15	10,75%	100,00%
03.02.15	12,34%	78,28%



**G-BONDS 10Y - RSD**

Datum	Stopa	Realizacija
21.10.14	12,99%	93,26%

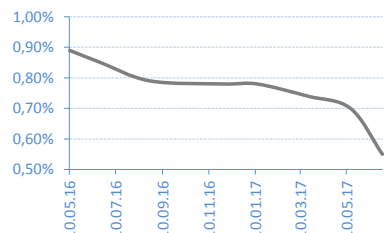


**DRŽAVNE HOV Republike Srbije u Evrima - primarna prodaja**

\* Izvor: MF - Trezor

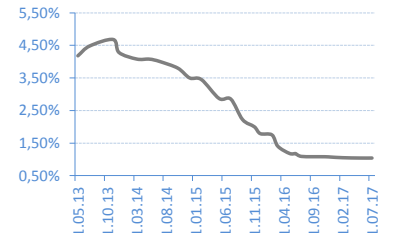
**T-BILLS 53W - EUR**

Datum	Stopa	Realizacija
26.06.17	0,55%	53,72%
15.05.17	0,70%	91,30%
20.03.17	0,74%	60,00%
12.01.17	0,78%	46,20%
29.11.16	0,78%	100,00%
24.08.16	0,79%	100,00%
20.06.16	0,85%	100,00%
10.05.16	0,89%	100,00%



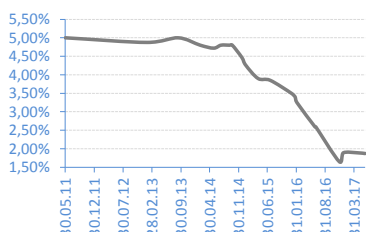
**G-BONDS 2Y - EUR**

Datum	Stopa	Realizacija
12.07.17	1,04%	16,80%
23.05.17	1,04%	99,00%
14.02.17	1,05%	95,35%
06.12.16	1,07%	66,00%
04.11.16	1,08%	23,00%
28.07.16	1,09%	46,01%
21.06.16	1,18%	53,58%
09.06.16	1,18%	35,00%



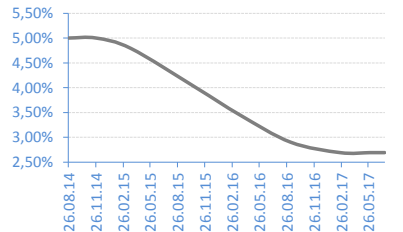
**G-BONDS 3Y - EUR**

Datum	Stopa	Realizacija
21.06.17	1,87%	63,17%
24.04.17	1,89%	100,00%
11.01.17	1,89%	57,90%
12.12.16	1,65%	96,43%
22.06.16	2,59%	34,24%
16.06.16	2,59%	99,88%
03.02.16	3,25%	100,00%
21.01.16	3,40%	76,75%



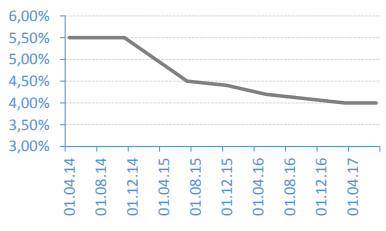
**G-BONDS 5Y - EUR**

Datum	Stopa	Realizacija
20.07.17	2,69%	100,00%
31.05.17	2,69%	100,00%
21.02.17	2,69%	98,40%
08.09.16	2,90%	100,00%
22.03.16	3,45%	100,00%
27.10.15	4,00%	100,00%
23.03.15	4,79%	82,95%
26.11.14	5,00%	59,99%



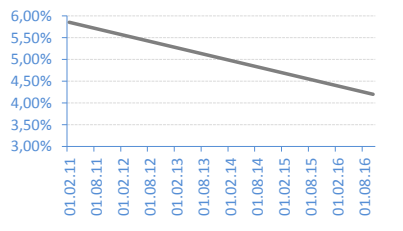
**G-BONDS 10Y - EUR**

Datum	Stopa	Realizacija
13.07.17	4,00%	42,95%
15.03.17	4,00%	65,60%
25.05.16	4,20%	96,00%
04.12.15	4,40%	100,00%
28.07.15	4,50%	76,77%



**G-BONDS 15Y - EUR**

Datum	Stopa	Realizacija
19.10.16	4,20%	100,00%
14.02.11	5,85%	48,68%



## AKCIJE - REGULISANO TRŽIŠTE

## Najtrgovanije HOV

	Simbol	Cena	% Promena	Open	Max	Min	Broj trans	Obim	Promet RSD
Energoprojekt holding a.d. Beograd	ENHL	1.499	0,20%	1.485	1.510	1.485	34	26.189	39.265.382
Messer Tehnogas a.d. Beograd	TGAS	11.115	0,22%	11.101	11.300	11.100	5	809	8.991.870
Komercijalna banka a.d. Beograd	KMBN	1.844	0,77%	1.840	1.855	1.840	5	1.538	2.835.560
Jedinstvo a.d. Sevojno	JESV	5.005	0,10%	5.100	5.100	5.000	3	322	1.611.700
NIS a.d. Novi Sad	NIIS	706	0,57%	702	711	702	91	2.081	1.468.161

## Dobitnici

	Simbol	Cena	% Promena	Open	Max	Min	Broj trans	Obim	Promet RSD
Galenika Fitofarmacija a.d. Zemun	FITO	2.620	4,80%	2.620	2.620	2.620	3	50	131.000
Impol Seval a.d. Sevojno	IMPL	3.999	2,70%	3.995	4.000	3.995	4	309	1.235.705
Alfa plam a.d. Vranje	ALFA	35.963	2,17%	35.950	36.000	35.950	2	8	287.700
Veterinarski zavod Subotica a.d. Subotica	VZAS	146	1,39%	146	146	146	1	2	292
Aerodrom Nikola Tesla a.d. Beograd	AERO	1.318	1,31%	1.301	1.320	1.301	159	614	807.472

## Gubitnici

	Simbol	Cena	% Promena	Open	Max	Min	Broj trans	Obim	Promet RSD
--	--------	------	-----------	------	-----	-----	------------	------	------------

## AKCIJE - MTP

## Najtrgovanije HOV

	Simbol	Cena	% Promena	Ponuda	Tražnja	Broj	Obim	Promet RSD
Trgopromet a.d. Subotica	TRGOM	700	0,00%	6424	603	3	377	263.900
Veterinarska stanica Sabac a.d. Sabac	VSSA	644	0,00%	126	126	1	126	81.144
Vodoprivreda a.d. Pozarevac	VDPO	3.312	0,00%	24	65	2	24	79.488
Auto kuca 21. maj a.d. Beograd	AKDM	350	16,67%	577	200	1	200	70.000
Podunavlje a.d. Celarevo	PDCL	5.000	0,00%	10	10	1	10	50.000

## Dobitnici

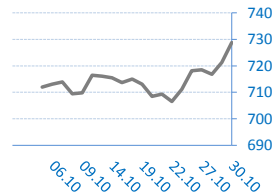
	Simbol	Cena	% Promena	Ponuda	Tražnja	Broj	Obim	Promet RSD
Erozija a.d. Vladicin Han	ERZJ	1.200	50,00%	4	150	1	4	4.800
Auto kuca 21. maj a.d. Beograd	AKDM	350	16,67%	577	200	1	200	70.000

## Gubitnici

	Simbol	Cena	% Promena	Ponuda	Tražnja	Broj	Obim	Promet RSD
--	--------	------	-----------	--------	---------	------	------	------------

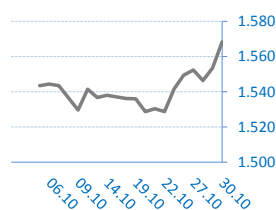
## BELEX15

Vrednost	728,8
Promena	7,49
%	1,04%



## BELEXline

Vrednost	1.568,40
Promena	15,02
%	0,97%



## Kontakti:

## Srdan Tomašević

srdjan.tomasevic@erstebank.rs  
Devizno tržište  
011/220 9116

## Dušan Stević

dusan.stevic@erstebank.rs  
Devizno tržište  
011/220 9118

## Danijela Stojanović

danijela.stojanovic@erstebank.rs  
Devizno tržište  
011/ 220 9132

## Nenad Đurović

nenad.djurovic@erstebank.rs  
Novčano tržište  
011/ 220 9115

## Aleksandra Parčetić

aleksandra.parcetic@erstebank.rs

## Marija Đorđević

marija.djordjevic@erstebank.rs

Brokersko poslovanje - Hartije od vrednosti Brokersko poslovanje - Hartije od vrednosti

011/220 9159

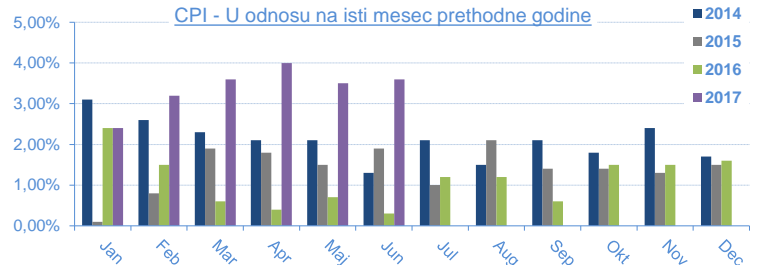
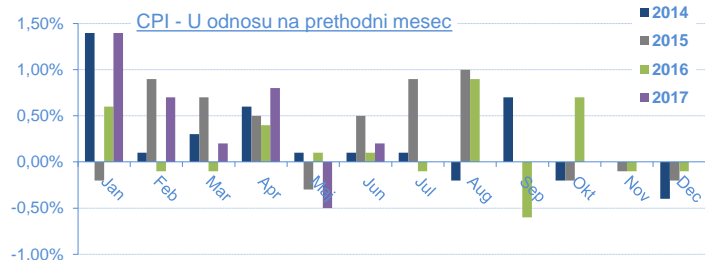
011/220 9181  
011/220 9110

Izveštaj sačinio Sektor sredstava / Odeljenje Middle office

Informacije i cene iz ovog pregleda dobijene su iz izvora za koje verujemo da su pouzdani ali ne garantujemo njihovu tačnost i potpunost. Navedene informacije su važeće samo u trenutku njihovog sastavljanja a objavljuju se u ciju opšteg informisanja, pri čemu ne predstavljaju bilo kakav oblik investicionog saveta niti preporuke za investiranje niti na bilo koji način obavezuju Erste Bank ad Novi Sad u pogledu odgovornosti za štetu nastalu upotrebom informacija iz ovog pregleda.

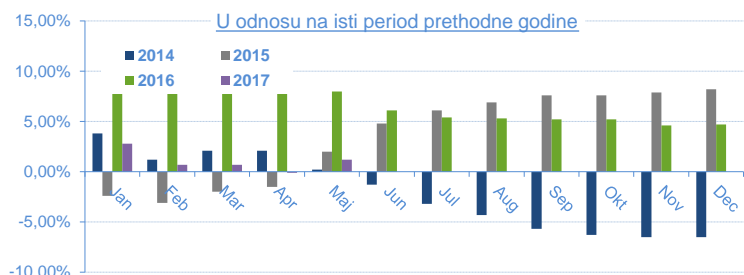
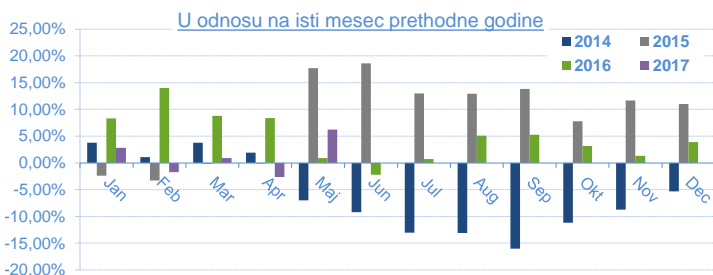
**Indeks potrošačkih cena (Consumer Price Index - CPI)**

	Jan	Feb	Mar	Apr	Maj	Jun	Jul	Aug	Sep	Okt	Nov	Dec
U odnosu na prethodni mesec	1,40%	0,70%	0,20%	0,80%	-0,50%	0,20%						
U odnosu na isti mesec 2016.	2,40%	3,20%	3,60%	4,00%	3,50%	3,60%						
U odnosu na decembar 2016.	1,40%	2,20%	2,40%	3,20%	2,70%	2,90%						
Datum objavljivanja	23.02.17	13.03.17	12.04.17	12.05.17	12.06.17	12.07.17						



**INDUSTRIJSKA PROIZVODNJA**

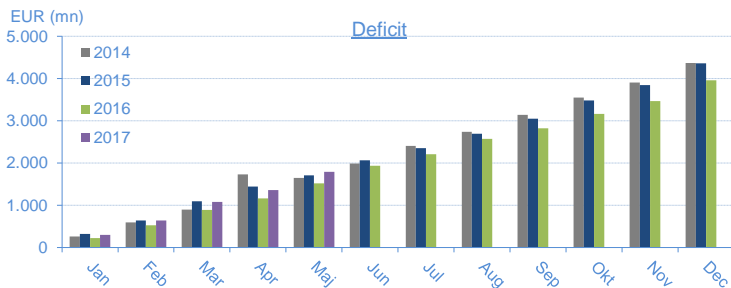
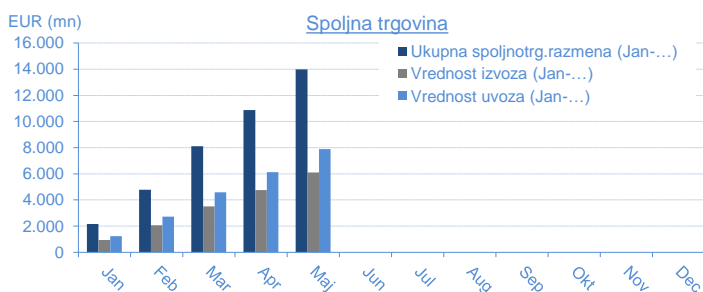
	Jan	Feb	Mar	Apr	Maj	Jun	Jul	Aug	Sep	Okt	Nov	Dec
U odnosu na isti mesec 2016	2,80%	-1,70%	0,90%	-2,60%	6,20%							
U odnosu na isti period 2016 (jan-...)	2,80%	0,70%	0,70%	-0,10%	1,20%							
U odnosu na prosek 2016	12,70%	-8,20%	6,00%	-0,90%	5,90%							
Datum objavljivanja	28.02.17	03.04.17	28.04.17	31.05.17	30.06.17							



**SPOLJNOTRGOVINSKA ROBNA RAZMENA**

\* u eur mln

Mesec	Jan	Feb	Mar	Apr	Maj	Jun	Jul	Aug	Sep	Okt	Nov	Dec
Ukupna spoljnotrg.razmena (Jan-...)	2.173,70	4.793,20	8.100,60	10.877,00	13.987,20							
Promena (u odnosu na isti period 2016.)	13,20%	10,30%	14,70%	12,50%	14,00%							
Vrednost izvoza (Jan-...)	937,00	2.075,60	3.510,20	4.756,90	6.098,40							
Promena (u odnosu na isti period 2016.)	10,10%	8,50%	13,60%	11,80%	13,40%							
Vrednost uvoza (Jan-...)	1.236,70	2.717,60	4.590,40	6.120,10	7.888,80							
Promena (u odnosu na isti period 2016.)	15,60%	11,70%	15,50%	13,00%	14,40%							
Deficit (jan-...)	299,70	642,00	1.080,30	1.363,20	1.790,40							
Promena (u odnosu na isti period 2016.)	36,90%	23,70%	22,20%	17,50%	18,00%							
Pokrivenost uvoza izvozom	75,70%	76,40%	76,50%	77,70%	77,30%							
Datum objavljivanja	17.03.17	03.04.17	28.04.17	31.05.17	30.06.17							



**BUDŽETSKI DEFICIT**

\* u rsd mln

Budžetski deficit u 2016.	-7.947,12
Januar 2017	19.003,70
Februar 2017	-7.494,12
Mart 2017	-4.356,63
April 2017	3.554,20
Maj 2017	1.779,77
Jun 2017	20.679,14
Jul 2017	
Avugst 2017	
Septembar 2017	
Oktoibar 2017	
Novembar 2017	
Decembar 2017	
Budžetski deficit u 2017.	33.166,06
Planirani deficit u 2017.	-69.100,00
Ostvarenje plana	-48,00%
Datum ažuriranja	26.07.17

