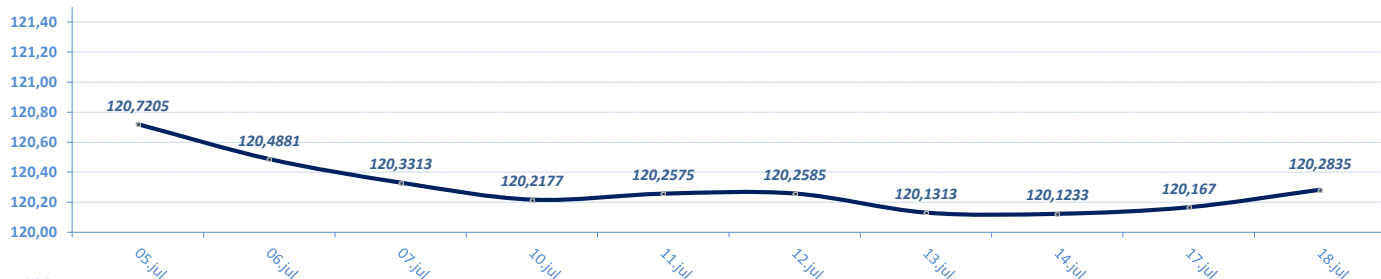


VESTI

- ▶ **SREDNJI KURS EUR/RSD**: Dinar **oslabio u odnosu na evro** za 0,1165 dinara, srednji kurs **120,2835**. Obim međubankarske trgovine evrom na dan 17. jul do 12:30h iznosio je 12 miliona evra. NBS nije intervenisala na međubankarskom deviznom tržištu (od početka godine ukupno prodala 345 miliona evra i kupila 640 miliona evra).
- ▶ **BEOGRADSKA BERZA**: Indeksi zabeležili **pad vrednosti BELEX15** manji za 0,27 odsto, **BELEX1ajn** manji za 0,01 odsto. **Promet veći** u odnosu na prethodni dan, na regulisanom tržištu najviše trgovano akcijama **Energoprojekt holdinga, Impola Sevojno, Jedinstva Sevojno, Energoprojekt industrije** i **Alfa plama Vranje**.

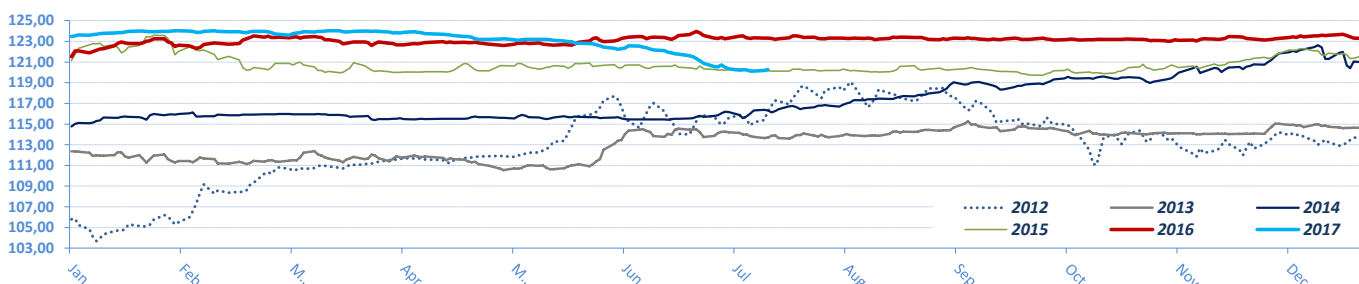
DEVIZNO TRŽIŠTE

EUR / RSD (Srednji kurs) ▶ 10 dana

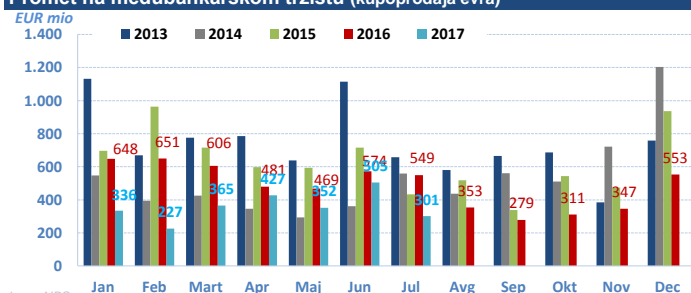


Izvor: NBS

EUR / RSD (Srednji kurs) ▶ Jan -

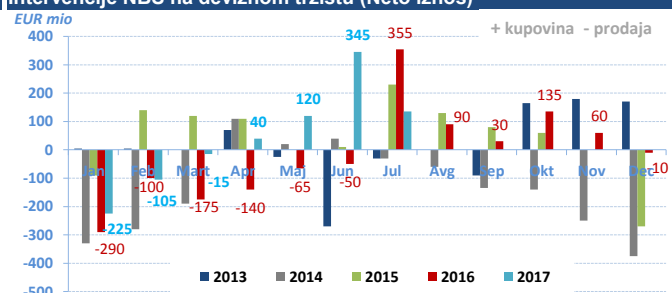


Promet na međubankarskom tržištu (kupoprodaja evra)

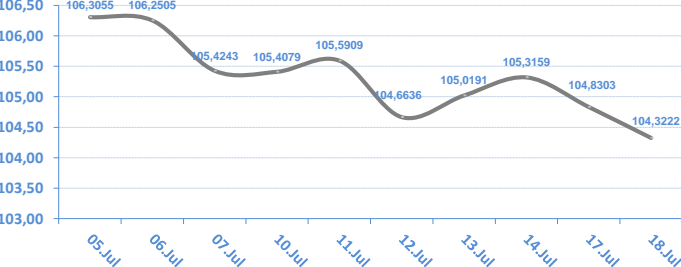


Izvor: NBS

Intervencije NBS na deviznom tržištu (Neto iznos)

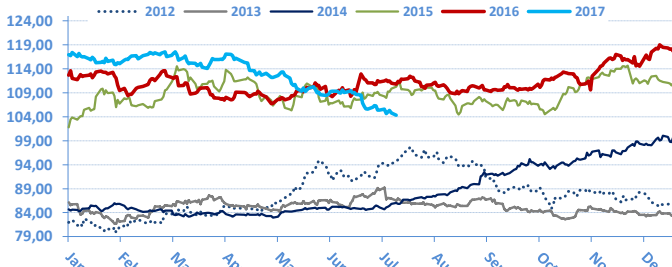


USD / RSD (Srednji kurs) ▶ 10 dana



Izvor: NBS

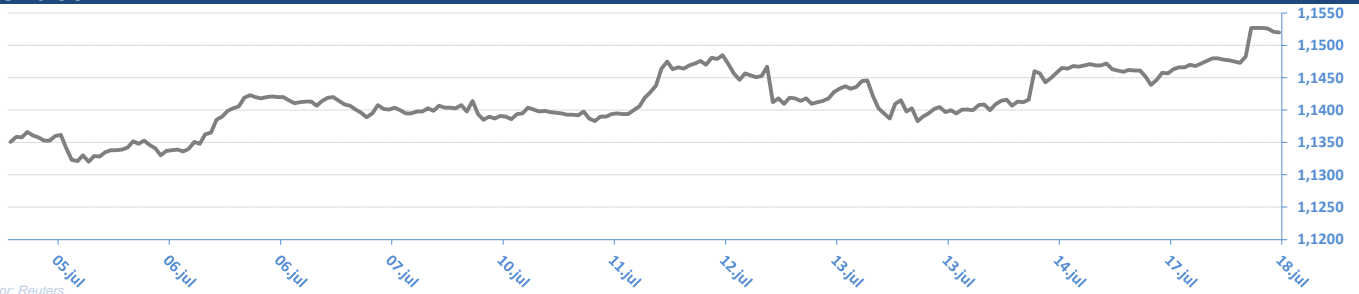
USD / RSD (Srednji kurs) ▶ Jan -



Mesečna promena			Godišnja promena		
Datum	EUR/RSD	%	Datum	EUR/RSD	%
03.07.17	120,5452	-1,65%	18.07.17	120,2835	-2,57%
01.06.17	122,5722	-0,50%	04.01.17	123,4512	1,59%
03.05.17	123,1888	-0,56%	04.01.16	121,5145	0,30%
03.04.17	123,8850	0,03%	05.01.15	121,1543	5,58%
01.03.17	123,8434	-0,13%	03.01.14	114,7559	2,14%
01.02.17	124,0022	0,45%	03.01.13	112,3495	6,20%
04.01.17	123,4512	0,27%	04.01.12	105,7880	-0,21%
01.12.16	123,1148	0,05%	04.01.11	106,0156	10,47%
01.11.16	123,0563	-0,13%	04.01.10	95,9679	7,17%
03.10.16	123,2139	0,05%	05.01.09	89,5436	12,27%
01.09.16	123,1498	-0,07%	03.01.08	79,7577	-0,05%
01.08.16	123,2419	-0,03%	04.01.07	79,8000	-7,21%
01.07.16	123,2832		04.01.06	86,0010	
				USD/RSD	%
				104,3222	-12,04%
				118,6004	6,34%
				111,5324	9,90%
				101,4863	20,72%
				84,0641	-1,67%
				85,4889	5,32%
				81,1693	2,16%
				79,4541	18,48%
				67,0635	4,25%
				64,3273	18,68%
				54,2016	-10,58%
				60,6153	-14,94%
				71,2629	

EUR / USD

► 10 dana



EUR / USD



EUR / CHF

► 10 dana



EUR / CHF



18.07.2017 08:49:24

EUR / XX

Valutni par	Kupovni	Prodajni
EUR/USD	1,1520	1,1524
EUR/JPY	129,2300	129,2700
EUR/GBP	0,8797	0,8798
EUR/CHF	1,1054	1,1057
EUR/DKK	7,4367	7,4372
EUR/NOK	9,3502	9,3532
EUR/SEK	9,5129	9,5179
EUR/CAD	1,4565	1,4570
EUR/AUD	1,4557	1,4560
EUR/HUF	306,9700	307,0600
EUR/CZK	26,0710	26,1010
EUR/PLN	4,2046	4,2066
EUR/HRK	7,4100	7,4130
EUR/RUB	68,2489	68,2861
EUR/NZD	1,5666	1,5671

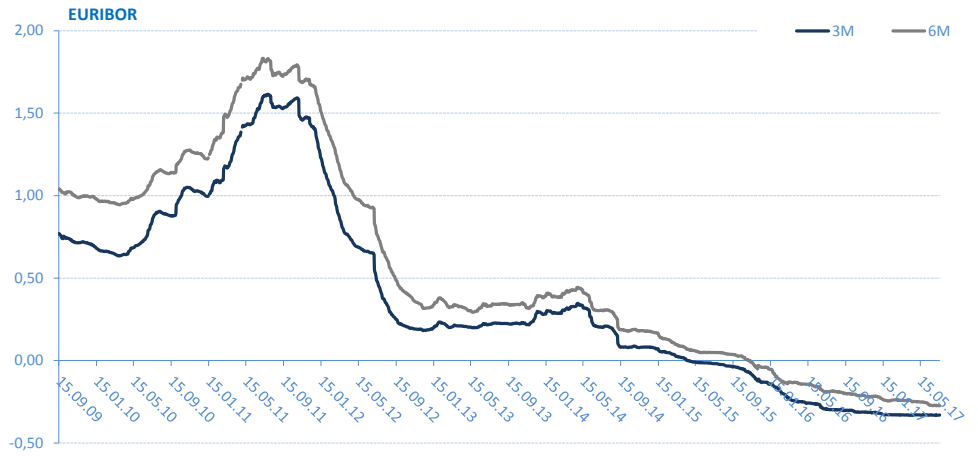
USD / XX

Valutni par	Kupovni	Prodajni
USD/EUR	0,8678	0,8678
USD/JPY	112,1700	112,1800
USD/GBP	0,7634	0,7635
USD/CHF	0,9594	0,9598
USD/DKK	6,4539	6,4549
USD/NOK	8,1150	8,1190
USD/SEK	8,2571	8,2598
USD/CAD	1,2643	1,2648
USD/AUD	1,2633	1,2636
USD/HUF	266,2600	266,6600
USD/CZK	22,6020	22,6220
USD/SKK	21,5460	21,6000
USD/PLN	3,6489	3,6509
USD/HRK	6,4301	6,4343
USD/RUB	59,2464	59,2554
USD/NZD	1,3598	1,3600

EURIBOR

SW	-0,379
2W	-0,376
1M	-0,373
3M	-0,330
6M	-0,274
1Y	-0,151

* Izvor: Reuters; Objavljeno prethodnog radnog dana



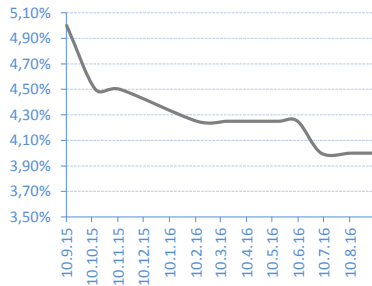
Kamatne stope Centralnih Banaka

CB	Kamatna stopa
USD	1,25
EUR	0,00
GBP	0,25
CAD	0,75
AUD	1,50
JPY	0,10

* Izvor: Reuters; Objavljeno prethodnog radnog dana

REFERENTNA KAMATNA STOPA NBS

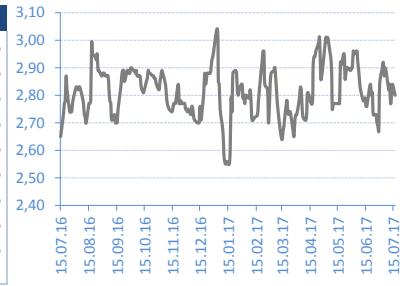
Date	Rate	Promena (%)
08.09.16	4,00%	0,00%
11.08.16	4,00%	0,00%
07.07.16	4,00%	-5,88%
09.06.16	4,25%	0,00%
17.05.16	4,25%	0,00%
07.04.16	4,25%	0,00%
17.03.16	4,25%	0,00%
11.02.16	4,25%	-5,56%
12.11.15	4,50%	0,00%
14.10.15	4,50%	0,00%



* Izvor: NBS

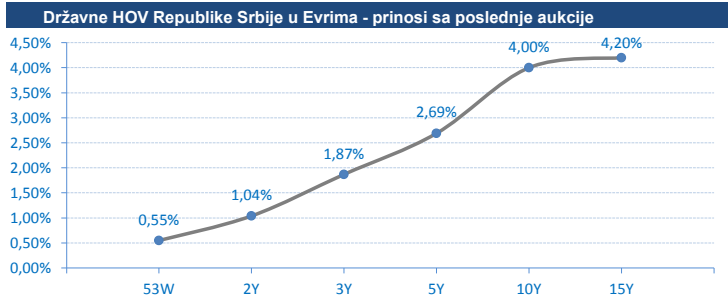
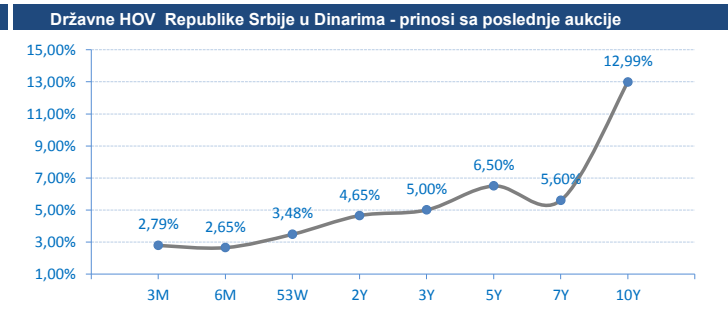
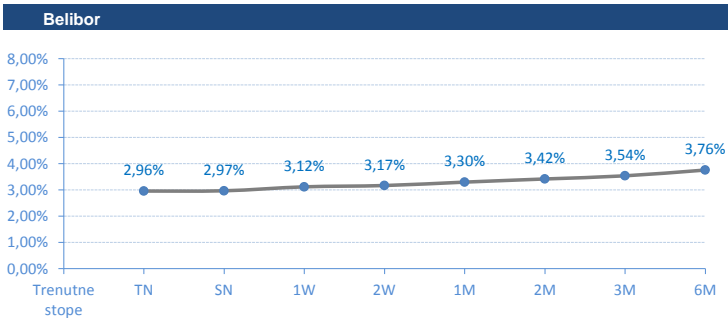
BEONIA

Date	Rate	Promena (%)
17.07.17	2,80%	-1,41%
14.07.17	2,84%	1,43%
13.07.17	2,80%	1,08%
12.07.17	2,77%	-2,46%
11.07.17	2,84%	0,71%
10.07.17	2,82%	-2,42%
07.07.17	2,89%	-0,34%
06.07.17	2,90%	1,05%
05.07.17	2,87%	-1,71%
04.07.17	2,92%	



* Izvor: Reuters; Objavljeno prethodnog radnog dana

Kamatne stope/Prinos na tržištu

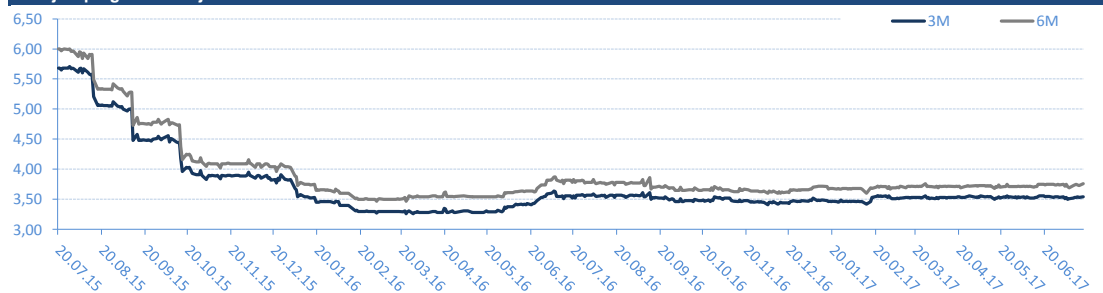


BELIBOR

Trenutne stope	Rate
TN	2,96%
SN	2,97%
1W	3,12%
2W	3,17%
1M	3,30%
2M	3,42%
3M	3,54%
6M	3,76%

* Objavljeno prethodnog radnog dana

Istorijski pregled kretanja 6M i 3M Belibor-a

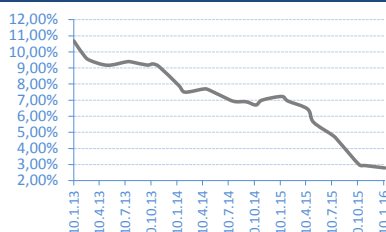


DRŽAVNE HOV Republike Srbije u Dinarima - primarna prodaja

* Izvor: MF - Trezor

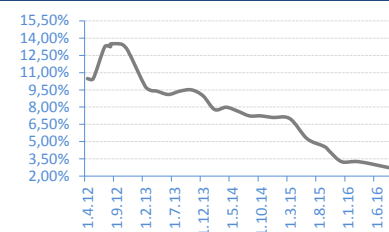
T-BILLS 3M - RSD

Datum	Stopa	Realizacija
14.01.16	2,79%	100,00%
05.11.15	2,94%	100,00%
15.10.15	3,00%	92,18%
06.08.15	4,40%	96,26%
16.07.15	4,79%	98,47%
07.05.15	5,63%	92,92%
16.04.15	6,45%	100,00%
05.02.15	6,95%	45,05%



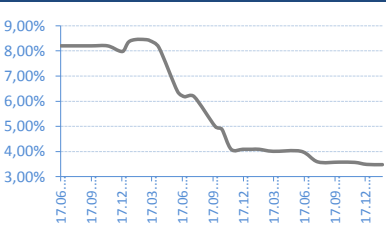
T-BILLS 6M - RSD

Datum	Stopa	Realizacija
01.09.16	2,65%	23,03%
03.03.16	3,25%	96,46%
03.12.15	3,25%	97,22%
08.10.15	4,09%	100,00%
03.09.15	4,57%	87,90%
04.06.15	5,25%	93,30%
05.03.15	7,00%	21,33%
04.12.14	7,10%	100,00%



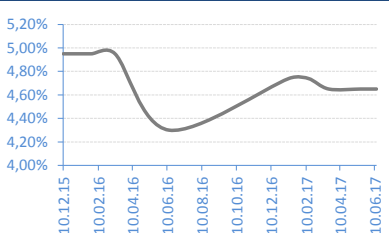
T-BILLS 53W - RSD

Datum	Stopa	Realizacija
06.02.17	3,48%	17,91%
21.12.16	3,49%	32,00%
15.11.16	3,57%	45,64%
28.09.16	3,58%	52,92%
27.07.16	3,59%	49,07%
07.06.16	4,01%	78,06%
15.03.16	4,01%	16,73%
02.02.16	4,09%	63,42%



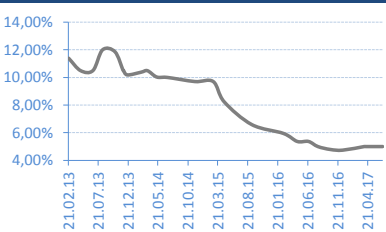
G-BONDS 2Y - RSD

Datum	Stopa	Realizacija
13.06.17	4,65%	51,56%
16.05.17	4,65%	43,95%
21.03.17	4,65%	100,00%
13.02.17	4,74%	78,80%
10.01.17	4,74%	23,25%
13.06.16	4,30%	95,67%
10.03.16	4,95%	56,41%
28.01.16	4,95%	38,44%



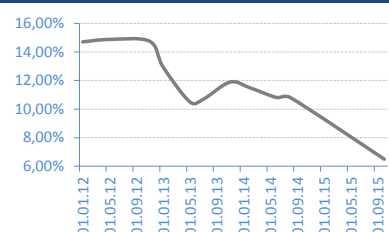
G-BONDS 3Y - RSD

Datum	Stopa	Realizacija
06.07.17	5,00%	14,00%
04.05.17	5,00%	9,85%
11.04.17	5,00%	15,30%
03.04.17	5,00%	14,02%
15.12.16	4,74%	91,48%
13.10.16	4,79%	55,21%
11.08.16	5,00%	81,81%
24.06.16	5,37%	11,36%



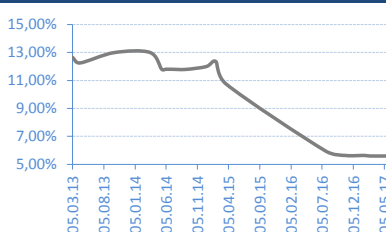
G-BONDS 5Y - RSD

Datum	Stopa	Realizacija
20.10.15	6,50%	69,94%
19.08.14	10,80%	60,89%
25.06.14	10,80%	57,49%
04.02.14	11,48%	31,29%
19.11.13	11,89%	99,01%
23.07.13	10,69%	7,34%
28.05.13	10,50%	25,31%
22.01.13	12,94%	100,00%



G-BONDS 7Y - RSD

Datum	Stopa	Realizacija
17.05.17	5,60%	43,41%
23.02.17	5,60%	8,49%
26.01.17	5,64%	9,66%
25.10.16	5,64%	93,74%
19.07.16	5,98%	94,41%
24.03.15	10,75%	100,00%
03.02.15	12,34%	78,28%
17.12.14	11,99%	100,00%



G-BONDS 10Y - RSD

Datum	Stopa	Realizacija
21.10.14	12,99%	93,26%

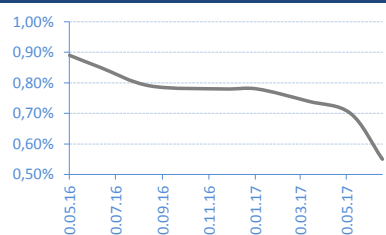


DRŽAVNE HOV Republike Srbije u Evrima - primarna prodaja

* Izvor: MF - Trezor

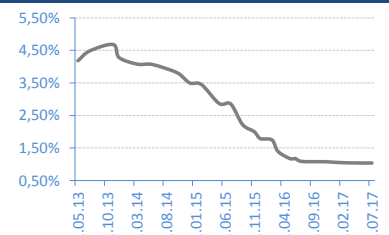
T-BILLS 53W - EUR

Datum	Stopa	Realizacija
26.06.17	0,55%	53,72%
15.05.17	0,70%	91,30%
20.03.17	0,74%	60,00%
12.01.17	0,78%	46,20%
29.11.16	0,78%	100,00%
24.08.16	0,79%	100,00%
20.06.16	0,85%	100,00%
10.05.16	0,89%	100,00%



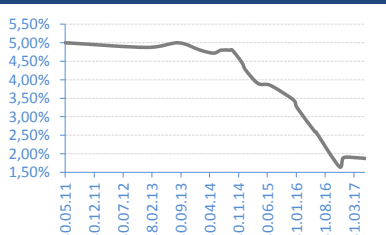
G-BONDS 2Y - EUR

Datum	Stopa	Realizacija
12.07.17	1,04%	16,80%
23.05.17	1,04%	99,00%
14.02.17	1,05%	95,35%
06.12.16	1,07%	66,00%
04.11.16	1,08%	23,00%
28.07.16	1,09%	46,01%
21.06.16	1,18%	53,58%
09.06.16	1,18%	35,00%



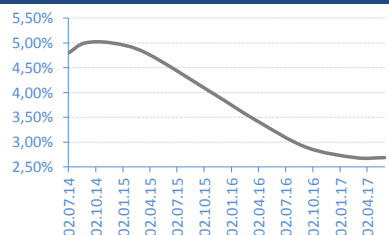
G-BONDS 3Y - EUR

Datum	Stopa	Realizacija
21.06.17	1,87%	63,17%
24.04.17	1,89%	100,00%
11.01.17	1,89%	57,90%
12.12.16	1,65%	96,43%
22.06.16	2,59%	34,24%
16.06.16	2,59%	99,88%
03.02.16	3,25%	100,00%
21.01.16	3,40%	76,75%



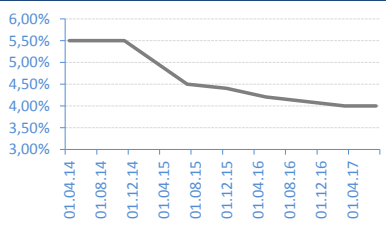
G-BONDS 5Y - EUR

Datum	Stopa	Realizacija
31.05.17	2,69%	100,00%
21.02.17	2,69%	98,40%
08.09.16	2,90%	100,00%
22.03.16	3,45%	100,00%
27.10.15	4,00%	100,00%
23.03.15	4,79%	82,95%
26.11.14	5,00%	59,99%
26.08.14	5,00%	21,12%



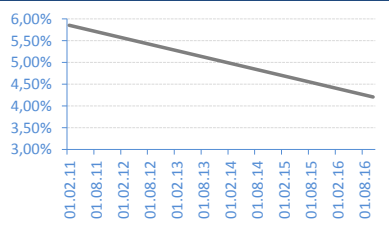
G-BONDS 10Y - EUR

Datum	Stopa	Realizacija
13.07.17	4,00%	42,95%
15.03.17	4,00%	65,60%
25.05.16	4,20%	96,00%
04.12.15	4,40%	100,00%
28.07.15	4,50%	76,77%



G-BONDS 15Y - EUR

Datum	Stopa	Realizacija
19.10.16	4,20%	100,00%
14.02.11	5,85%	48,68%



AKCIJE - REGULISANO TRŽIŠTE

Najtrgovanije HOV

	Simbol	Cena	% Promena	Open	Max	Min	Broj trans	Obim	Promet RSD
Energoprojekt holding a.d. Beograd	ENHL	1.482	0,41%	1.480	1.484	1.480	23	3.954	5.860.663
Jedinstvo a.d. Sevojno	JESV	5.000	0,00%	5.000	5.000	5.000	2	200	1.000.000
Impol Seval a.d. Sevojno	IMPL	3.600	1,15%	3.600	3.600	3.600	2	187	673.200
Energoprojekt industrija a.d. Beograd	EPIN	2.000	0,00%	2.000	2.000	2.000	3	299	598.000
Alfa plam a.d. Vranje	ALFA	35.101	0,29%	35.101	35.101	35.101	4	13	456.313

Dobitnici

	Simbol	Cena	% Promena	Open	Max	Min	Broj trans	Obim	Promet RSD
Jubmes banka a.d. Beograd	JMBN	6.795	4,51%	6.790	6.799	6.790	2	8	54.356
Impol Seval a.d. Sevojno	IMPL	3.600	1,15%	3.600	3.600	3.600	2	187	673.200
Energoprojekt holding a.d. Beograd	ENHL	1.482	0,41%	1.480	1.484	1.480	23	3.954	5.860.663
Alfa plam a.d. Vranje	ALFA	35.101	0,29%	35.101	35.101	35.101	4	13	456.313

Gubitnici

	Simbol	Cena	% Promena	Open	Max	Min	Broj trans	Obim	Promet RSD
Philip Morris Operations a.d. Nis	DINNPB	2.767	-2,91%	2.852	2.852	2.765	6	114	315.424
Messer Tehnogas a.d. Beograd	TGAS	10.540	-2,44%	10.540	10.540	10.540	1	8	84.320
NIS a.d. Novi Sad	NIIS	681	-0,58%	682	684	680	20	390	265.507
Komercijalna banka a.d. Beograd	KMBN	1.790	-0,56%	1.790	1.790	1.790	2	100	179.000
Aerodrom Nikola Tesla a.d. Beograd	AERO	1.299	-0,08%	1.281	1.300	1.281	83	144	186.875

AKCIJE - MTP

Najtrgovanije HOV

	Simbol	Cena	% Promena	Ponuda	Tražnja	Broj	Obim	Promet RSD
STUP Vrsac a.d. Vrsac	STUP	5.900	0,00%	1031	50	2	50	295.000
Energoprojekt oprema a.d. Beograd	ENOP	4.300	0,00%	653	47	1	7	30.100
Rudo a.d. Beograd	RUDO	149	0,00%	843	140	1	140	20.860
Erozija a.d. Vladicin Han	ERZJ	800	0,00%	15	175	1	15	12.000

Dobitnici

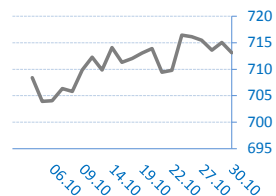
	Simbol	Cena	% Promena	Ponuda	Tražnja	Broj	Obim	Promet RSD
--	--------	------	-----------	--------	---------	------	------	------------

Gubitnici

	Simbol	Cena	% Promena	Ponuda	Tražnja	Broj	Obim	Promet RSD
--	--------	------	-----------	--------	---------	------	------	------------

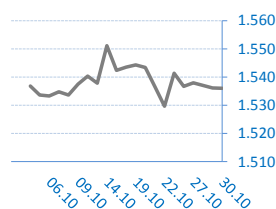
BELEX15

Vrednost	713,09
Promena	-1,96
%	-0,27%



BELEXline

Vrednost	1.535,96
Promena	-0,15
%	-0,01%



Kontakti:

Srdan Tomašević

srdjan.tomasevic@erstebank.rs
Devizno tržište
011/220 9116

Dušan Stević

dusan.stevic@erstebank.rs
Devizno tržište
011/220 9118

Danijela Stojanović

danijela.stojanovic@erstebank.rs
Devizno tržište
011/ 220 9132

Nenad Đurović

nenad.djurovic@erstebank.rs
Novčano tržište
011/ 220 9115

Aleksandra Parčetić

aleksandra.parcetic@erstebank.rs

Marija Đorđević

marija.djordjevic@erstebank.rs

Brokersko poslovanje - Hartije od vrednosti Brokersko poslovanje - Hartije od vrednosti

011/220 9159

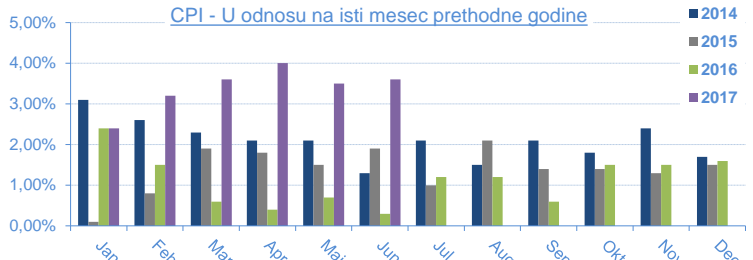
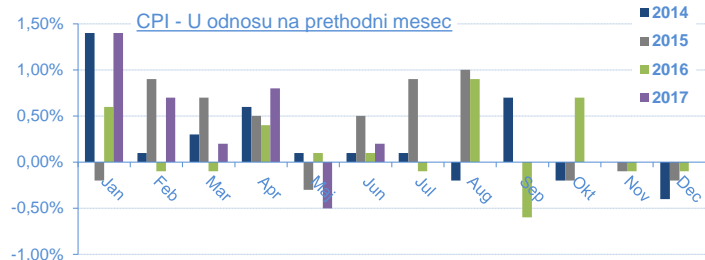
011/220 9181
011/220 9110

Izveštaj sačinio Sektor sredstava / Odeljenje Middle office

Informacije i cene iz ovog pregleda dobijene su iz izvora za koje verujemo da su pouzdani ali ne garantujemo njihovu tačnost i potpunost. Navedene informacije su važeće samo u trenutku njihovog sastavljanja a objavljuju se u ciju opšteg informisanja, pri čemu ne predstavljaju bilo kakav oblik investicionog saveta niti preporuke za investiranje niti na bilo koji način obavezuju Erste Bank ad Novi Sad u pogledu odgovornosti za štetu nastalu upotrebom informacija iz ovog pregleda.

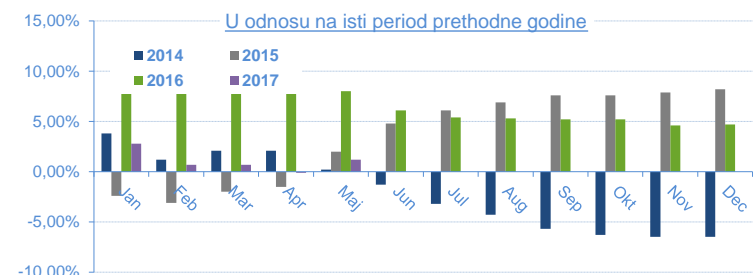
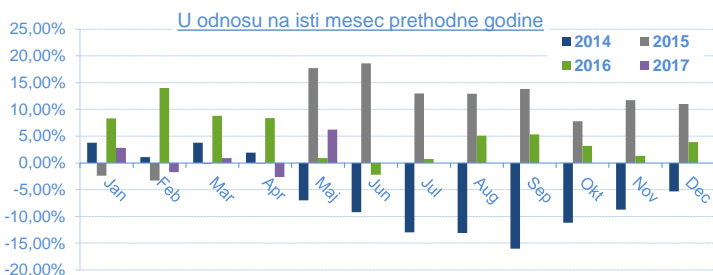
Indeks potrošačkih cena (Consumer Price Index - CPI)

	Jan	Feb	Mar	Apr	Maj	Jun	Jul	Aug	Sep	Okt	Nov	Dec
U odnosu na prethodni mesec	1,40%	0,70%	0,20%	0,80%	-0,50%	0,20%						
U odnosu na isti mesec 2016.	2,40%	3,20%	3,60%	4,00%	3,50%	3,60%						
U odnosu na decembar 2016.	1,40%	2,20%	2,40%	3,20%	2,70%	2,90%						
Datum objavljivanja	23.02.17	13.03.17	12.04.17	12.05.17	12.06.17	12.07.17						



INDUSTRIJSKA PROIZVODNJA

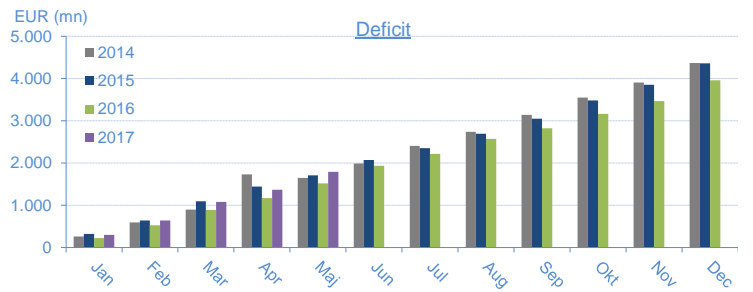
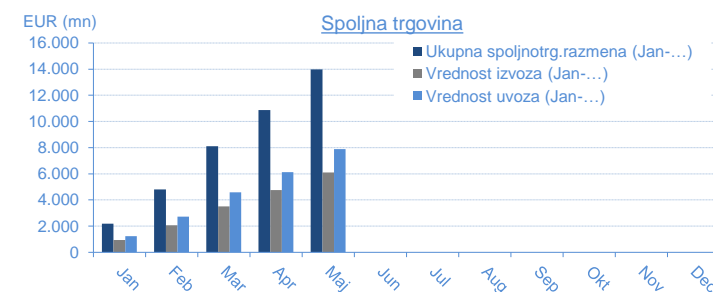
	Jan	Feb	Mar	Apr	Maj	Jun	Jul	Aug	Sep	Okt	Nov	Dec
U odnosu na isti mesec 2016	2,80%	-1,70%	0,90%	-2,60%	6,20%							
U odnosu na isti period 2016 (jan-...)	2,80%	0,70%	0,70%	-0,10%	1,20%							
U odnosu na prosek 2016	12,70%	-8,20%	6,00%	-0,90%	5,90%							
Datum objavljivanja	28.02.17	03.04.17	28.04.17	31.05.17	30.06.17							



SPOLJNOTRGOVINSKA ROBNA RAZMENA

* u eur mln

Mesec	Jan	Feb	Mar	Apr	Maj	Jun	Jul	Aug	Sep	Okt	Nov	Dec
Ukupna spoljnotrg.razmena (Jan-...)	2.173,70	4.793,20	8.100,60	10.877,00	13.987,20							
Promena (u odnosu na isti period 2016.)	13,20%	10,30%	14,70%	12,50%	14,00%							
Vrednost izvoza (Jan-...)	937,00	2.075,60	3.510,20	4.756,90	6.098,40							
Promena (u odnosu na isti period 2016.)	10,10%	8,50%	13,60%	11,80%	13,40%							
Vrednost uvoza (Jan-...)	1.236,70	2.717,60	4.590,40	6.120,10	7.888,80							
Promena (u odnosu na isti period 2016.)	15,60%	11,70%	15,50%	13,00%	14,40%							
Deficit (jan-...)	299,70	642,00	1.080,30	1.363,20	1.790,40							
Promena (u odnosu na isti period 2016.)	36,90%	23,70%	22,20%	17,50%	18,00%							
Pokrivenost uvoza izvozom	75,70%	76,40%	76,50%	77,70%	77,30%							
Datum objavljivanja	17.03.17	03.04.17	28.04.17	31.05.17	30.06.17							



BUDŽETSKI DEFICIT

* u rsd mln

Budžetski deficit u 2016.	-7.947,12
Januar 2017	19.003,70
Februar 2017	-7.494,12
Mart 2017	-4.356,63
April 2017	3.554,20
Maj 2017	1.779,77
Jun 2017	
Jul 2017	
Avugst 2017	
Septembar 2017	
Oktoobar 2017	
Novembar 2017	
Decembar 2017	
Budžetski deficit u 2017.	12.486,92
Planirani deficit u 2017.	-69.100,00
Ostvarenje plana	-18,07%
Datum ažuriranja	28.06.17

