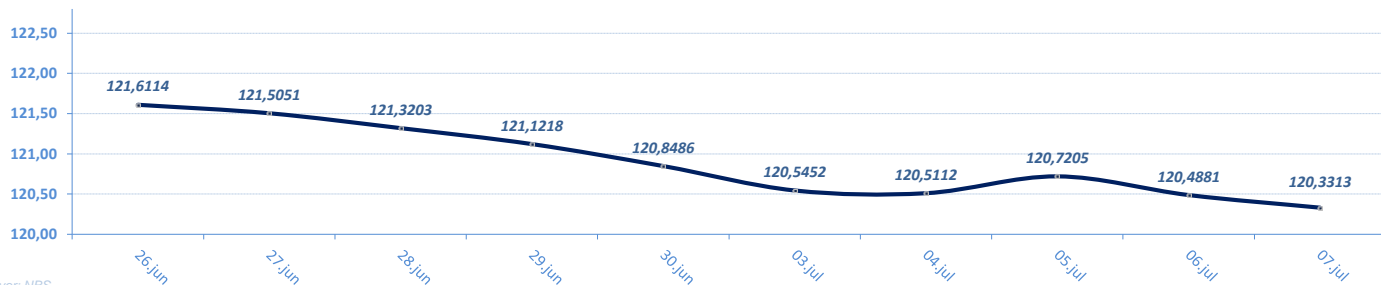


**VESTI**

- **SREDNJI KURS EUR/RSD**: Dinar ojačao u odnosu na evro za 0,1568 dinara, srednji kurs 120,3313. Obim međubankarske trgovine evrom na dan 6. jul do 12:30h iznosio je 5,1 miliona evra. NBS nije intervenisala na međubankarskom deviznom tržištu (od početka godine ukupno prodala 345 miliona evra i kupila 505 miliona evra).
- **BEOGRADSKA BERZA**: Indeksi zabeležili pad vrednosti BELEX15 manji za 0,63 odsto dok je BELEX1ajn manji za 0,44 odsto. Promet veći u odnosu na prethodni dan, na regulisanom tržištu najviše trgovano akcijama Energoprojekt holdinga, NIS-a, Komercijalne banke, Metalca i Energoprojekt Entela.
- **Aukcija državnih obveznica**: Ministarstvo Finansija prodalo juče 14 odsto ponuđenih trogodišnjih dinarskih obveznica (reotvaranje emisije od 3 Aprila) ukupne nominalne vrednosti 10,1 milijarde dinara po stopi prinosa od 5 odsto. Prethodna aukcija (4 Maja) završena sa realizacijom od 9,8 odsto i prinomom od 5 odsto.

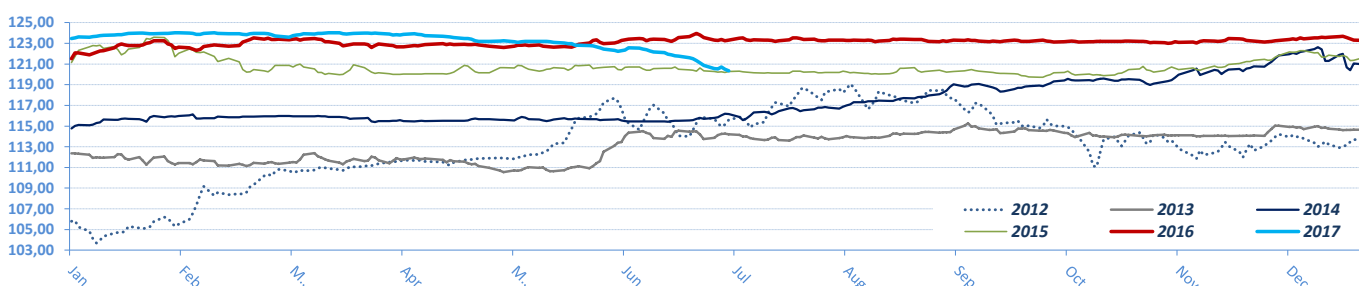
**DEVIZNO TRŽIŠTE**

**EUR / RSD** (Srednji kurs) ► 10 dana

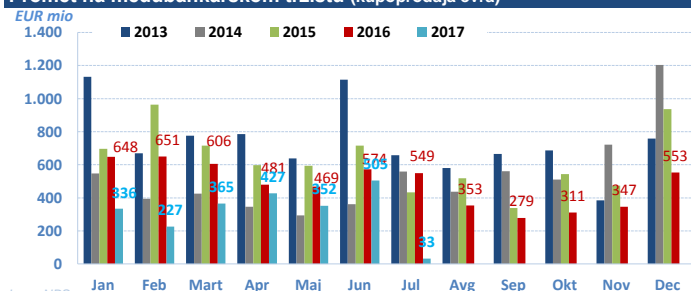


Izvor: NBS

**EUR / RSD** (Srednji kurs) ► Jan - ....

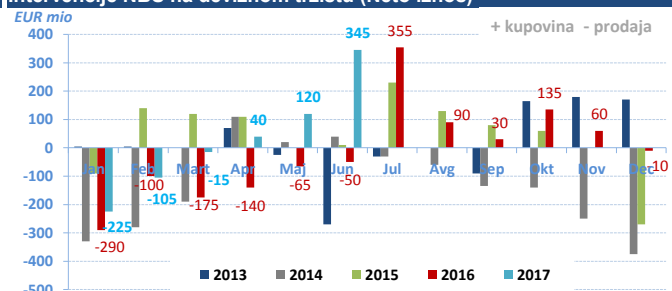


**Promet na međubankarskom tržištu (kupoprodaja evra)**

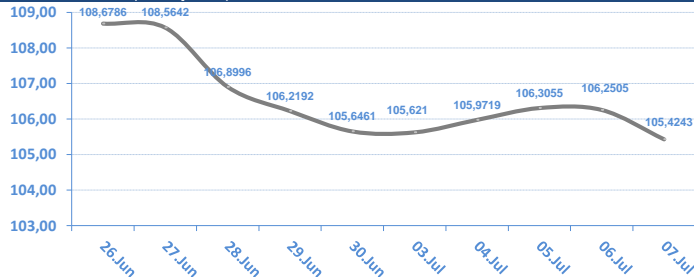


Izvor: NBS

**Intervencije NBS na deviznom tržištu (Neto iznos)**

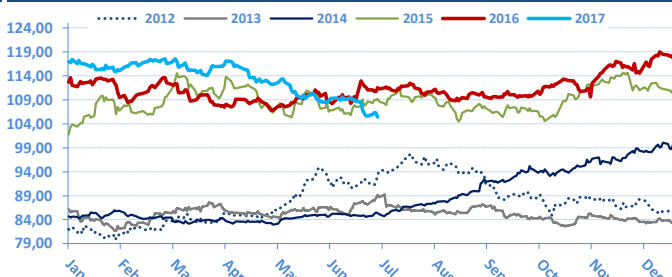


**USD / RSD** (Srednji kurs) ► 10 dana



Izvor: NBS

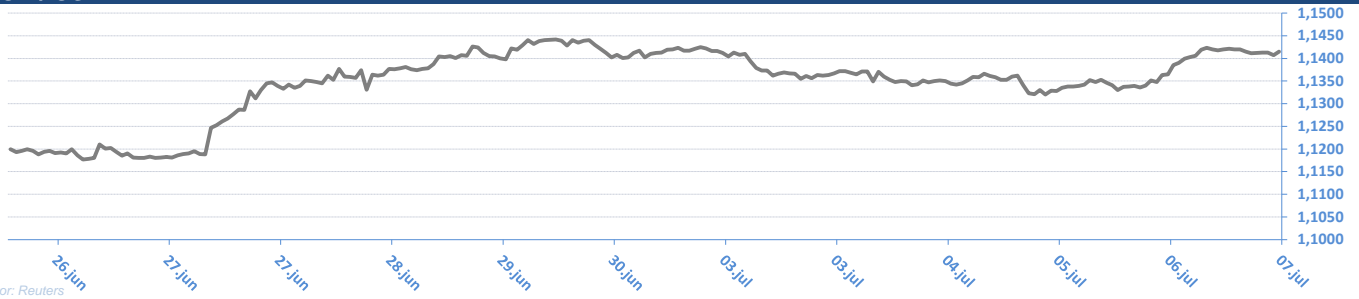
**USD / RSD** (Srednji kurs) ► Jan - ....



Mesečna promena	EUR/RSD			USD/RSD		
	Kurs	%		Kurs	%	
<b>03.07.17</b>	120,5452	-1,65%		105,6210	-3,12%	
<b>01.06.17</b>	122,5722	-0,50%		109,0209	-3,24%	
<b>03.05.17</b>	123,1888	-0,56%		112,6658	-2,84%	
<b>03.04.17</b>	123,8850	0,03%		115,9646	-1,13%	
<b>01.03.17</b>	123,8434	-0,13%		117,2871	2,02%	
<b>01.02.17</b>	124,0022	0,45%		114,9659	-3,06%	
<b>04.01.17</b>	123,4512	0,27%		118,6004	2,30%	
<b>01.12.16</b>	123,1148	0,05%		115,9382	3,35%	
<b>01.11.16</b>	123,0563	-0,13%		112,1753	2,31%	
<b>03.10.16</b>	123,2139	0,05%		109,6404	-0,70%	
<b>01.09.16</b>	123,1498	-0,07%		110,4185	0,11%	
<b>01.08.16</b>	123,2419	-0,03%		110,2934	-0,70%	
<b>01.07.16</b>	123,2832			111,0760		
Godišnja promena	EUR/RSD			USD/RSD		
<b>07.07.17</b>	120,3313	-2,53%		105,4243	-11,11%	
<b>04.01.17</b>	123,4512	1,59%		118,6004	6,34%	
<b>04.01.16</b>	121,5145	0,30%		111,5324	9,90%	
<b>05.01.15</b>	121,1543	5,58%		101,4863	20,72%	
<b>03.01.14</b>	114,7559	2,14%		84,0641	-1,67%	
<b>03.01.13</b>	112,3495	6,20%		85,4889	5,32%	
<b>04.01.12</b>	105,7880	-0,21%		81,1693	2,16%	
<b>04.01.11</b>	106,0156	10,47%		79,4541	18,48%	
<b>04.01.10</b>	95,9679	7,17%		67,0635	4,25%	
<b>05.01.09</b>	89,5436	12,27%		64,3273	18,68%	
<b>03.01.08</b>	79,7577	-0,05%		54,2016	-10,58%	
<b>04.01.07</b>	79,8000	-7,21%		60,6153	-14,94%	
<b>04.01.06</b>	86,0010			71,2629		

**EUR / USD**

► 10 dana

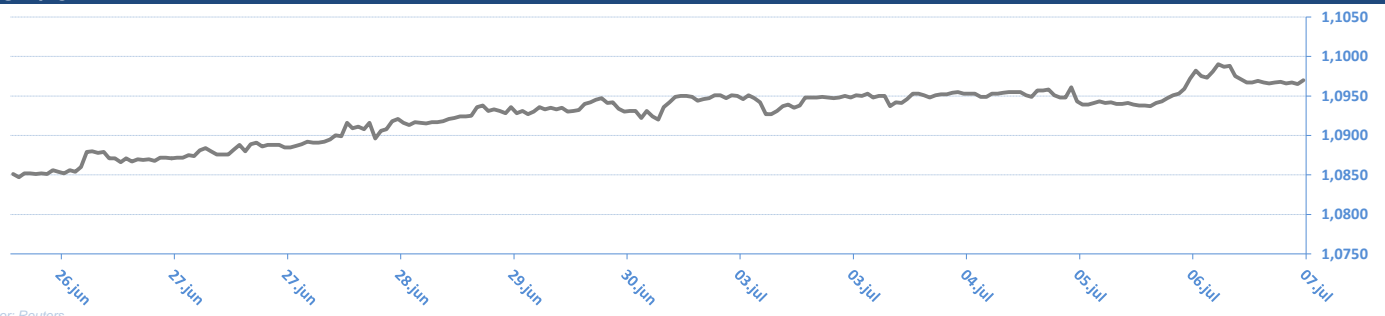


**EUR / USD**



**EUR / CHF**

► 10 dana



**EUR / CHF**



07.07.2017 08:40:35

**EUR / XX**

Valutni par	Kupovni	Prodajni
EUR/USD	1,1415	1,1418
EUR/JPY	129,7800	129,8300
EUR/GBP	0,8807	0,8812
EUR/CHF	1,0970	1,0974
EUR/DKK	7,4369	7,4374
EUR/NOK	9,5524	9,5544
EUR/SEK	9,6429	9,6459
EUR/CAD	1,4823	1,4824
EUR/AUD	1,5035	1,5036
EUR/HUF	308,1900	308,5100
EUR/CZK	26,1430	26,1530
EUR/PLN	4,2407	4,2429
EUR/HRK	7,4020	7,4050
EUR/RUB	69,0125	69,0325
EUR/NZD	1,5676	1,5679

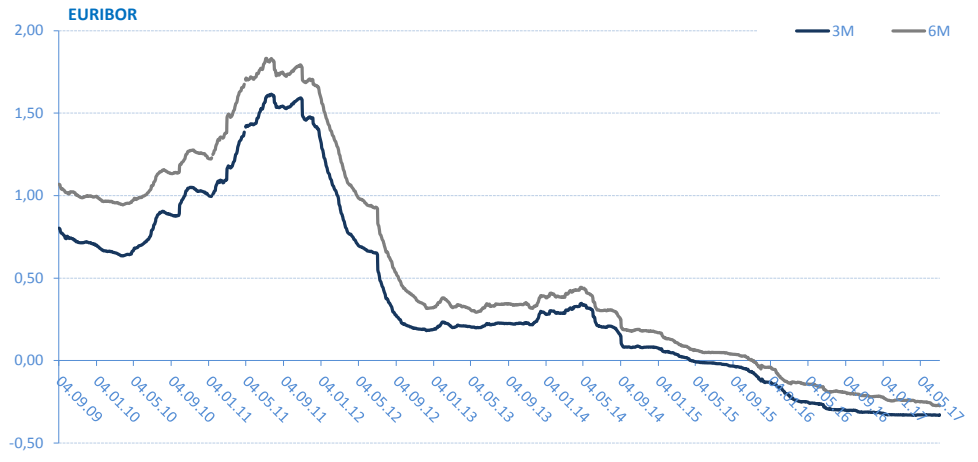
**USD / XX**

Valutni par	Kupovni	Prodajni
USD/EUR	0,8758	0,8758
USD/JPY	113,6800	113,7300
USD/GBP	0,7715	0,7717
USD/CHF	0,9610	0,9612
USD/DKK	6,5140	6,5150
USD/NOK	8,3658	8,3708
USD/SEK	8,4467	8,4487
USD/CAD	1,2984	1,2985
USD/AUD	1,3168	1,3170
USD/HUF	269,9500	270,2600
USD/CZK	22,8860	22,9220
USD/SKK	21,5460	21,6000
USD/PLN	3,7146	3,7161
USD/HRK	6,4833	6,4865
USD/RUB	60,4293	60,4827
USD/NZD	1,3727	1,3734

EURIBOR

SW	-0,379
2W	-0,376
1M	-0,373
3M	-0,330
6M	-0,273
1Y	-0,161

\* Izvor: Reuters; Objavljeno prethodnog radnog dana



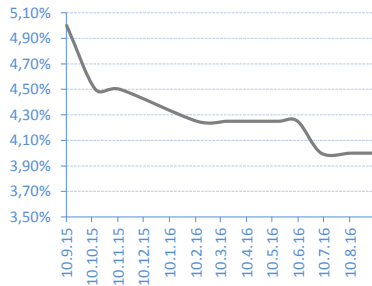
Kamatne stope Centralnih Banaka

CB	Kamatna stopa
USD	1,25
EUR	0,00
GBP	0,25
CAD	0,50
AUD	1,50
JPY	0,10

\* Izvor: Reuters; Objavljeno prethodnog radnog dana

REFERENTNA KAMATNA STOPA NBS

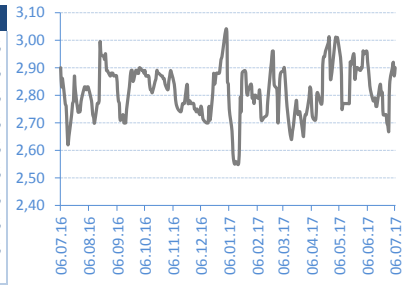
Date	Rate	Promena (%)
08.09.16	4,00%	0,00%
11.08.16	4,00%	0,00%
07.07.16	4,00%	-5,88%
09.06.16	4,25%	0,00%
17.05.16	4,25%	0,00%
07.04.16	4,25%	0,00%
17.03.16	4,25%	0,00%
11.02.16	4,25%	-5,56%
12.11.15	4,50%	0,00%
14.10.15	4,50%	0,00%



\* Izvor: NBS

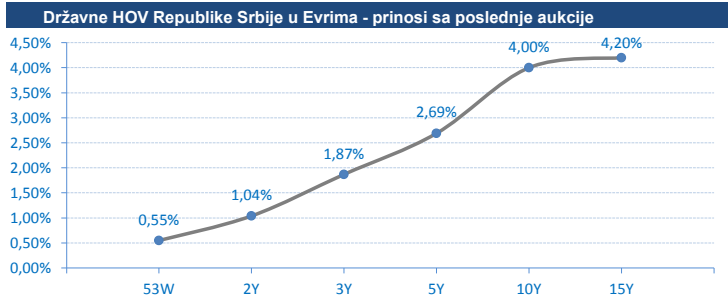
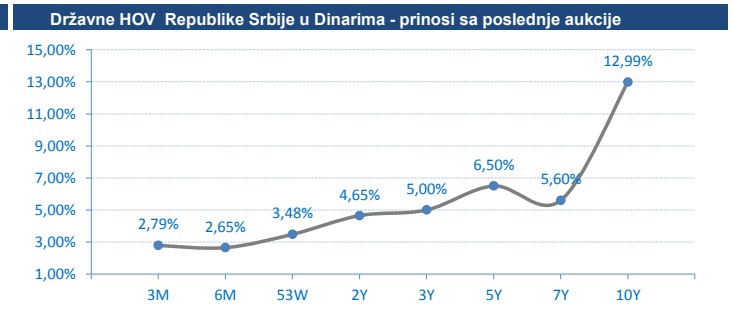
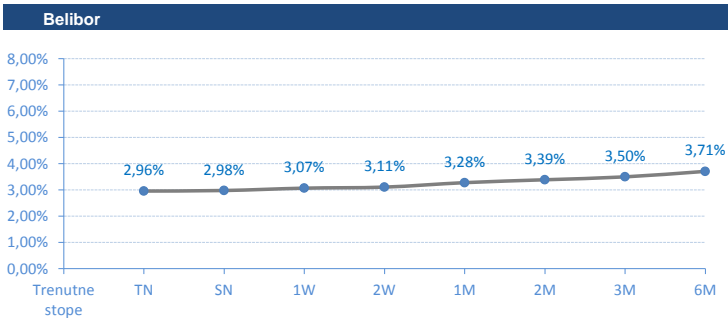
BEONIA

Date	Rate	Promena (%)
06.07.17	2,90%	1,05%
05.07.17	2,87%	-1,71%
04.07.17	2,92%	0,69%
03.07.17	2,90%	2,11%
30.06.17	2,84%	6,37%
29.06.17	2,67%	-0,74%
28.06.17	2,69%	-0,37%
27.06.17	2,70%	-1,10%
26.06.17	2,73%	0,00%
23.06.17	2,73%	



\* Izvor: Reuters; Objavljeno prethodnog radnog dana

Kamatne stope/Prinos na tržištu

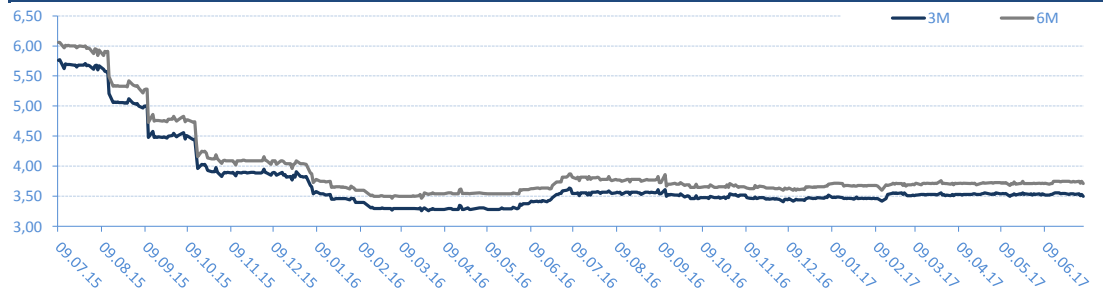


BELIBOR

Trenutne stope	Rate
TN	2,96%
SN	2,98%
1W	3,07%
2W	3,11%
1M	3,28%
2M	3,39%
3M	3,50%
6M	3,71%

\* Objavljeno prethodnog radnog dana

Istorijski pregled kretanja 6M i 3M Belibor-a

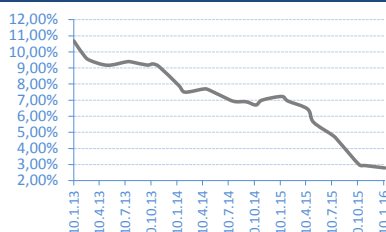


**DRŽAVNE HOV Republike Srbije u Dinarima - primarna prodaja**

\* Izvor: MF - Trezor

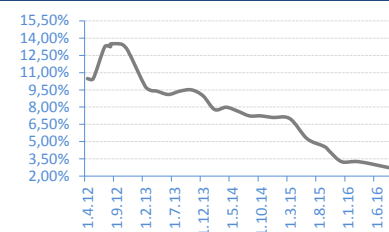
**T-BILLS 3M - RSD**

Datum	Stopa	Realizacija
14.01.16	2,79%	100,00%
05.11.15	2,94%	100,00%
15.10.15	3,00%	92,18%
06.08.15	4,40%	96,26%
16.07.15	4,79%	98,47%
07.05.15	5,63%	92,92%
16.04.15	6,45%	100,00%
05.02.15	6,95%	45,05%



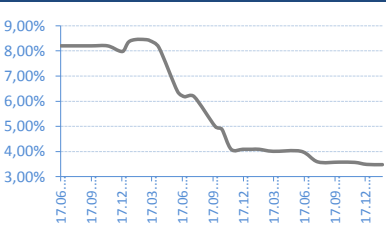
**T-BILLS 6M - RSD**

Datum	Stopa	Realizacija
01.09.16	2,65%	23,03%
03.03.16	3,25%	96,46%
03.12.15	3,25%	97,22%
08.10.15	4,09%	100,00%
03.09.15	4,57%	87,90%
04.06.15	5,25%	93,30%
05.03.15	7,00%	21,33%
04.12.14	7,10%	100,00%



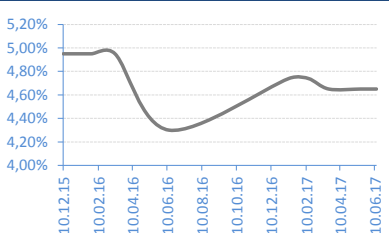
**T-BILLS 53W - RSD**

Datum	Stopa	Realizacija
06.02.17	3,48%	17,91%
21.12.16	3,49%	32,00%
15.11.16	3,57%	45,64%
28.09.16	3,58%	52,92%
27.07.16	3,59%	49,07%
07.06.16	4,01%	78,06%
15.03.16	4,01%	16,73%
02.02.16	4,09%	63,42%



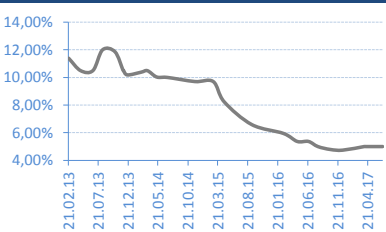
**G-BONDS 2Y - RSD**

Datum	Stopa	Realizacija
13.06.17	4,65%	51,56%
16.05.17	4,65%	43,95%
21.03.17	4,65%	100,00%
13.02.17	4,74%	78,80%
10.01.17	4,74%	23,25%
13.06.16	4,30%	95,67%
10.03.16	4,95%	56,41%
28.01.16	4,95%	38,44%



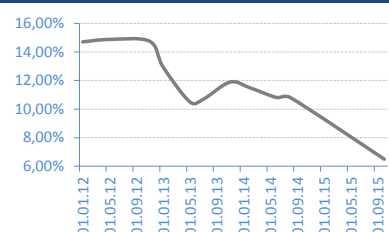
**G-BONDS 3Y - RSD**

Datum	Stopa	Realizacija
06.07.17	5,00%	14,00%
04.05.17	5,00%	9,85%
11.04.17	5,00%	15,30%
03.04.17	5,00%	14,02%
15.12.16	4,74%	91,48%
13.10.16	4,79%	55,21%
11.08.16	5,00%	81,81%
24.06.16	5,37%	11,36%



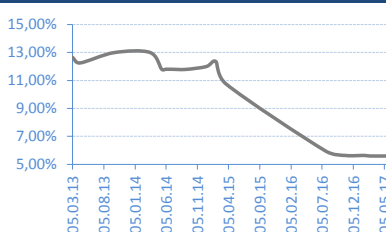
**G-BONDS 5Y - RSD**

Datum	Stopa	Realizacija
20.10.15	6,50%	69,94%
19.08.14	10,80%	60,89%
25.06.14	10,80%	57,49%
04.02.14	11,48%	31,29%
19.11.13	11,89%	99,01%
23.07.13	10,69%	7,34%
28.05.13	10,50%	25,31%
22.01.13	12,94%	100,00%



**G-BONDS 7Y - RSD**

Datum	Stopa	Realizacija
17.05.17	5,60%	43,41%
23.02.17	5,60%	8,49%
26.01.17	5,64%	9,66%
25.10.16	5,64%	93,74%
19.07.16	5,98%	94,41%
24.03.15	10,75%	100,00%
03.02.15	12,34%	78,28%
17.12.14	11,99%	100,00%



**G-BONDS 10Y - RSD**

Datum	Stopa	Realizacija
21.10.14	12,99%	93,26%

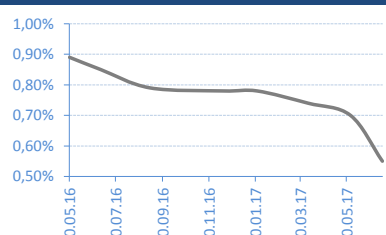


**DRŽAVNE HOV Republike Srbije u Evrima - primarna prodaja**

\* Izvor: MF - Trezor

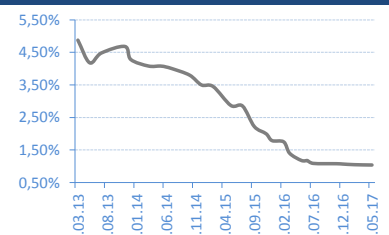
**T-BILLS 53W - EUR**

Datum	Stopa	Realizacija
26.06.17	0,55%	53,72%
15.05.17	0,70%	91,30%
20.03.17	0,74%	60,00%
12.01.17	0,78%	46,20%
29.11.16	0,78%	100,00%
24.08.16	0,79%	100,00%
20.06.16	0,85%	100,00%
10.05.16	0,89%	100,00%



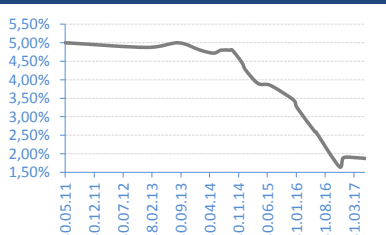
**G-BONDS 2Y - EUR**

Datum	Stopa	Realizacija
23.05.17	1,04%	99,00%
14.02.17	1,05%	95,35%
06.12.16	1,07%	66,00%
04.11.16	1,08%	23,00%
28.07.16	1,09%	46,01%
21.06.16	1,18%	53,58%
09.06.16	1,18%	35,00%
12.05.16	1,18%	100,00%



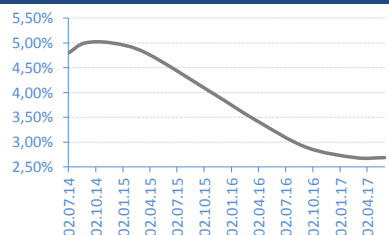
**G-BONDS 3Y - EUR**

Datum	Stopa	Realizacija
21.06.17	1,87%	63,17%
24.04.17	1,89%	100,00%
11.01.17	1,89%	57,90%
12.12.16	1,65%	96,43%
22.06.16	2,59%	34,24%
16.06.16	2,59%	99,88%
03.02.16	3,25%	100,00%
21.01.16	3,40%	76,75%



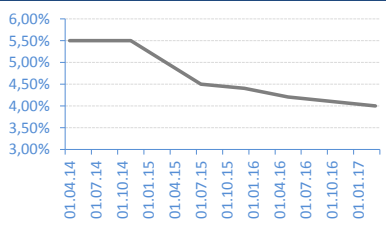
**G-BONDS 5Y - EUR**

Datum	Stopa	Realizacija
31.05.17	2,69%	100,00%
21.02.17	2,69%	98,40%
08.09.16	2,90%	100,00%
22.03.16	3,45%	100,00%
27.10.15	4,00%	100,00%
23.03.15	4,79%	82,95%
26.11.14	5,00%	59,99%
26.08.14	5,00%	21,12%



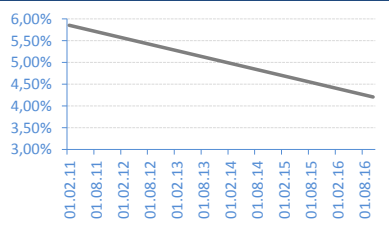
**G-BONDS 10Y - EUR**

Datum	Stopa	Realizacija
15.03.17	4,00%	65,60%
25.05.16	4,20%	96,00%
04.12.15	4,40%	100,00%
28.07.15	4,50%	76,77%
19.11.14	5,50%	100,00%



**G-BONDS 15Y - EUR**

Datum	Stopa	Realizacija
19.10.16	4,20%	100,00%
14.02.11	5,85%	48,68%



## AKCIJE - REGULISANO TRŽIŠTE

## Najtrgovanije HOV

	Simbol	Cena	% Promena	Open	Max	Min	Broj trans	Obim	Promet RSD
NIS a.d. Novi Sad	NIIS	680	-0,58%	680	685	680	101	22.158	15.074.600
Energoprojekt holding a.d. Beograd	ENHL	1.407	-2,56%	1.401	1.415	1.401	11	243	341.983
Metalac a.d. Gornji Milanovac	MTLC	1.767	0,91%	1.766	1.767	1.766	3	76	134.252
Komercijalna banka a.d. Beograd	KMBNPB	764	-1,29%	758	774	758	3	146	111.532
Energoprojekt Entel a.d. Beograd	EPEN	13.000	0,00%	13.000	13.000	13.000	1	8	104.000

## Dobitnici

	Simbol	Cena	% Promena	Open	Max	Min	Broj trans	Obim	Promet RSD
Impol Seval a.d. Sevojno	IMPL	3.625	4,38%	3.600	3.650	3.600	2	10	36.250
Metalac a.d. Gornji Milanovac	MTLC	1.767	0,91%	1.766	1.767	1.766	3	76	134.252

## Gubitnici

	Simbol	Cena	% Promena	Open	Max	Min	Broj trans	Obim	Promet RSD
Tigar a.d. Pirot	TIGR	56	-9,68%	56	56	56	1	20	1.120
Soja protein a.d. Becej	SJPT	408	-2,86%	411	411	401	3	30	12.250
Energoprojekt holding a.d. Beograd	ENHL	1.407	-2,56%	1.401	1.415	1.401	11	243	341.983
Komercijalna banka a.d. Beograd	KMBNPB	764	-1,29%	758	774	758	3	146	111.532
Aerodrom Nikola Tesla a.d. Beograd	AERO	1.284	-1,23%	1.281	1.285	1.281	11	11	14.099

## AKCIJE - MTP

## Najtrgovanije HOV

	Simbol	Cena	% Promena	Ponuda	Tražnja	Broj	Obim	Promet RSD
Banat fabrika ulja a.d. Nova Crnja	BNTC	14.000	-3,45%	76	55	1	50	700.000
Uniprom a.d. Novi Pazar	UNPR	500	0,00%	123	3708	1	123	61.500
Erozija a.d. Vladicin Han	ERZJ	800	0,00%	43	83	2	43	34.400
Rudo a.d. Beograd	RUDO	149	0,00%	1903	200	1	200	29.800
Centroprom a.d. Beograd	CNPR	950	-13,64%	33	65	1	25	23.750

## Dobitnici

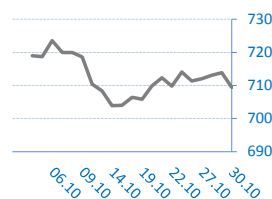
	Simbol	Cena	% Promena	Ponuda	Tražnja	Broj	Obim	Promet RSD
Jugoprevoz Krusevac a.d. Krusevac	JGPK	2.100	4,48%	5	95	1	5	10.500

## Gubitnici

	Simbol	Cena	% Promena	Ponuda	Tražnja	Broj	Obim	Promet RSD
Centroprom a.d. Beograd	CNPR	950	-13,64%	33	65	1	25	23.750
Banat fabrika ulja a.d. Nova Crnja	BNTC	14000	-3,45%	76	55	1	50	700.000

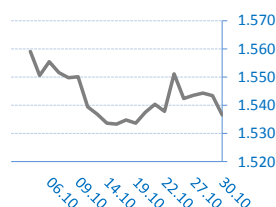
## BELEX15

Vrednost	709,41
Promena	-4,47
%	-0,63%



## BELEXline

Vrednost	1.536,59
Promena	-6,79
%	-0,44%



## Kontakti:

**Srdan Tomašević**

srdjan.tomasevic@erstebank.rs  
Devizno tržište  
011/220 9116

**Dušan Stević**

dusan.stevic@erstebank.rs  
Devizno tržište  
011/220 9118

**Danijela Stojanović**

danijela.stojanovic@erstebank.rs  
Devizno tržište  
011/ 220 9132

**Nenad Đurović**

nenad.djurovic@erstebank.rs  
Novčano tržište  
011/ 220 9115

**Aleksandra Parčetić**

aleksandra.parcetic@erstebank.rs

**Marija Đorđević**

marija.djordjevic@erstebank.rs

Brokersko poslovanje - Hartije od vrednosti Brokersko poslovanje - Hartije od vrednosti

011/220 9159

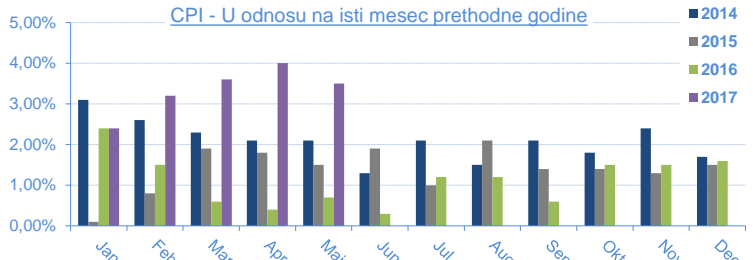
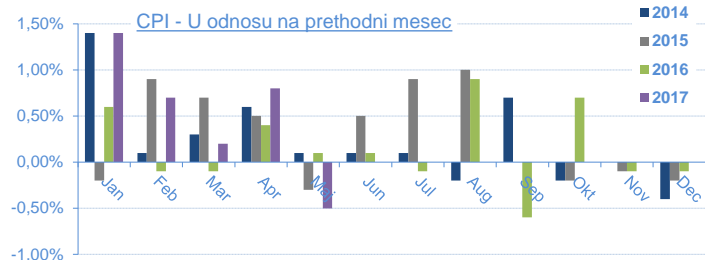
011/220 9181  
011/220 9110

Izveštaj sačinio Sektor sredstava / Odeljenje Middle office

Informacije i cene iz ovog pregleda dobijene su iz izvora za koje verujemo da su pouzdani ali ne garantujemo njihovu tačnost i potpunost. Navedene informacije su važeće samo u trenutku njihovog sastavljanja a objavljuju se u ciju opšteg informisanja, pri čemu ne predstavljaju bilo kakav oblik investicionog saveta niti preporuke za investiranje niti na bilo koji način obavezuju Erste Bank ad Novi Sad u pogledu odgovornosti za štetu nastalu upotrebom informacija iz ovog pregleda.

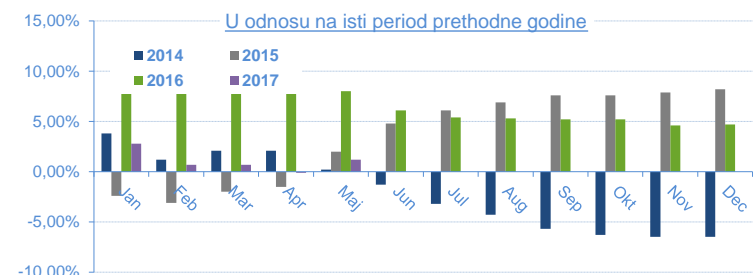
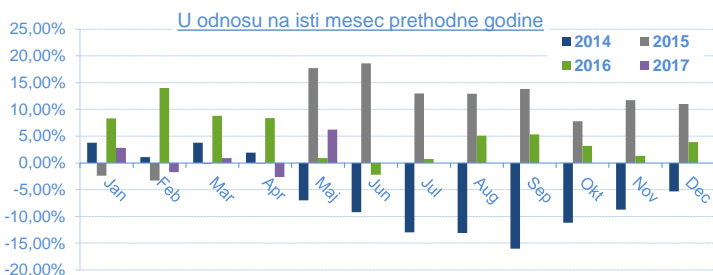
**Indeks potrošačkih cena (Consumer Price Index - CPI)**

	Jan	Feb	Mar	Apr	Maj	Jun	Jul	Aug	Sep	Okt	Nov	Dec
U odnosu na prethodni mesec	1,40%	0,70%	0,20%	0,80%	-0,50%							
U odnosu na isti mesec 2016.	2,40%	3,20%	3,60%	4,00%	3,50%							
U odnosu na decembar 2016.	1,40%	2,20%	2,40%	3,20%	2,70%							
Datum objavljivanja	23.02.17	13.03.17	12.04.17	12.05.17	12.06.17							



**INDUSTRIJSKA PROIZVODNJA**

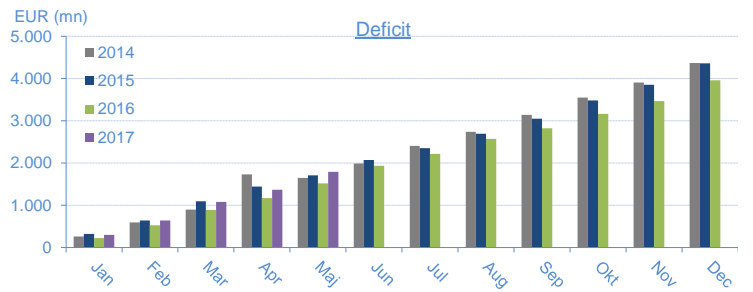
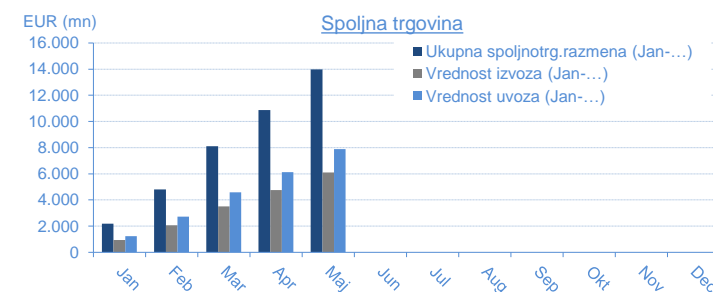
	Jan	Feb	Mar	Apr	Maj	Jun	Jul	Aug	Sep	Okt	Nov	Dec
U odnosu na isti mesec 2016	2,80%	-1,70%	0,90%	-2,60%	6,20%							
U odnosu na isti period 2016 (jan-...)	2,80%	0,70%	0,70%	-0,10%	1,20%							
U odnosu na prosek 2016	12,70%	-8,20%	6,00%	-0,90%	5,90%							
Datum objavljivanja	28.02.17	03.04.17	28.04.17	31.05.17	30.06.17							



**SPOLJNOTRGOVINSKA ROBNA RAZMENA**

\* u eur mln

Mesec	Jan	Feb	Mar	Apr	Maj	Jun	Jul	Aug	Sep	Okt	Nov	Dec
Ukupna spoljnotrg.razmena (Jan-...)	2.173,70	4.793,20	8.100,60	10.877,00	13.987,20							
Promena (u odnosu na isti period 2016.)	13,20%	10,30%	14,70%	12,50%	14,00%							
Vrednost izvoza (Jan-...)	937,00	2.075,60	3.510,20	4.756,90	6.098,40							
Promena (u odnosu na isti period 2016.)	10,10%	8,50%	13,60%	11,80%	13,40%							
Vrednost uvoza (Jan-...)	1.236,70	2.717,60	4.590,40	6.120,10	7.888,80							
Promena (u odnosu na isti period 2016.)	15,60%	11,70%	15,50%	13,00%	14,40%							
Deficit (jan-...)	299,70	642,00	1.080,30	1.363,20	1.790,40							
Promena (u odnosu na isti period 2016.)	36,90%	23,70%	22,20%	17,50%	18,00%							
Pokrivenost uvoza izvozom	75,70%	76,40%	76,50%	77,70%	77,30%							
Datum objavljivanja	17.03.17	03.04.17	28.04.17	31.05.17	30.06.17							



**BUDŽETSKI DEFICIT**

\* u rsd mln

Budžetski deficit u 2016.	-7.947,12
Januar 2017	19.003,70
Februar 2017	-7.494,12
Mart 2017	-4.356,63
April 2017	3.554,20
Maj 2017	1.779,77
Jun 2017	
Jul 2017	
Avugst 2017	
Septembar 2017	
Oktoobar 2017	
Novembar 2017	
Decembar 2017	
Budžetski deficit u 2017.	12.486,92
Planirani deficit u 2017.	-69.100,00
Ostvarenje plana	-18,07%
Datum ažuriranja	28.06.17

