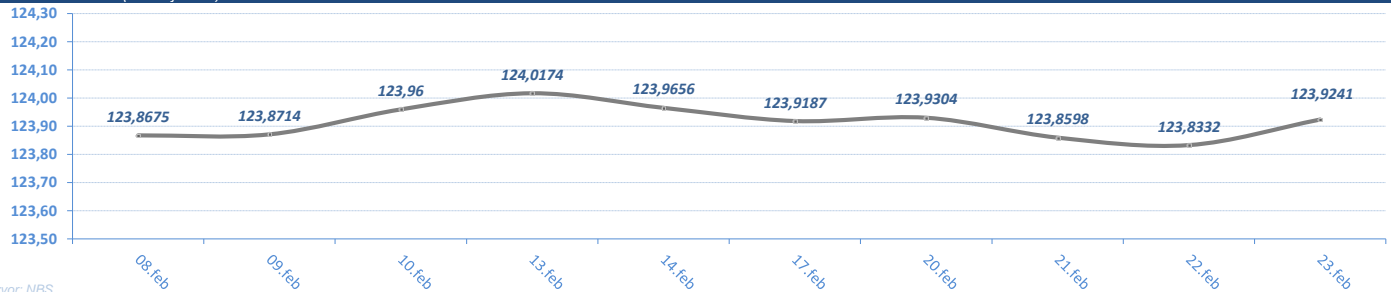


VESTI

- **SREDNJI KURS EUR/RSD**: Dinar **oslabio** u odnosu na evro za 0,0909 dinara, srednji kurs **123,9241**. Obim međubankarske trgovine evrom na dan 22. Februar do 12:30h iznosio je 5,8 miliona evra. NBS nije intervenisala na međubankarskom deviznom tržištu (od početka godine ukupno prodala 330 miliona evra).
- **BEOGRADSKA BERZA**: Indeksi zabeležili rast vrednosti, BELEX15 veći za 0,32 odsto, BELEXlajn manji za 0,62 odsto. **Promet veći** u odnosu na prethodni dan, na regulisanom tržištu najviše trgovano akcijama NIS-a, Energoprojekt holdinga, Jubmes banke, Metalca i Jedinstva Sevojno.
- **Aukcija državnih obveznica**: Danas je **na rasporedu** aukcija (reotvaranje prethodne) sedmogodišnjih dinarskih državnih obveznica sa godišnjim kuponom od 5,75 odsto ukupne nominalne vrednosti 20 milijardi dinara. Prethodna aukcija (26 januara) iste ročnosti završena sa realizacijom od 37,5 odsto i prinosom od 5,64 odsto.

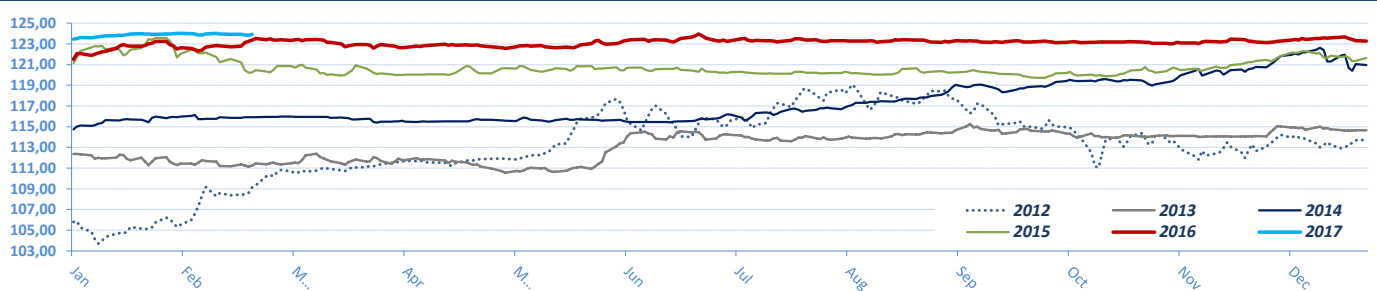
DEVIZNO TRŽIŠTE

EUR / RSD (Srednji kurs) ► 10 dana

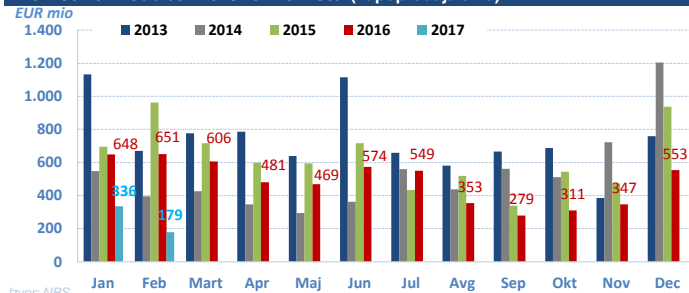


Izvor: NBS

EUR / RSD (Srednji kurs) ► Jan -

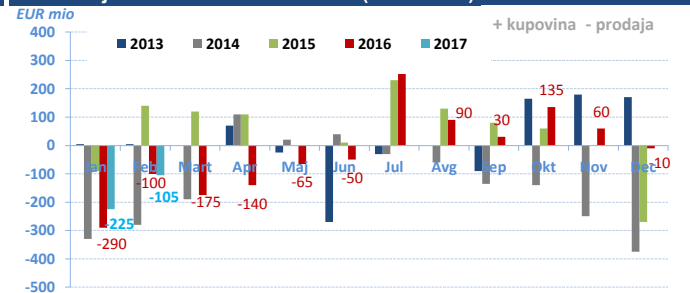


Promet na međubankarskom tržištu (kupoprodaja evra)

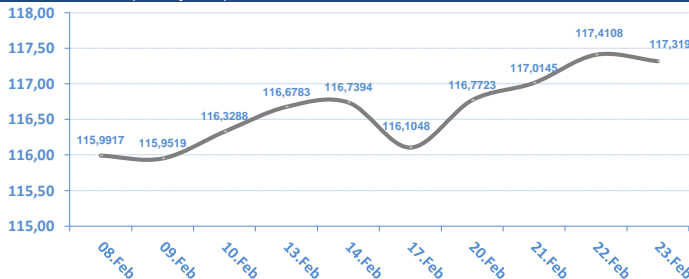


Izvor: NBS

Intervencije NBS na deviznom tržištu (Neto iznos)

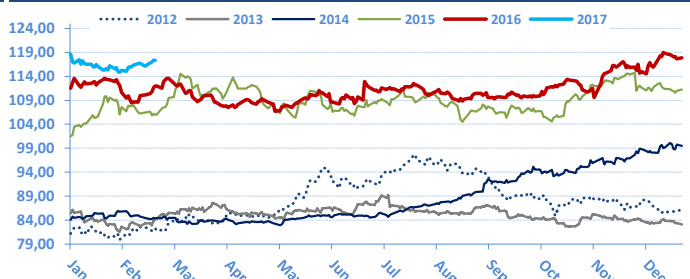


USD / RSD (Srednji kurs) ► 10 dana



Izvor: NBS

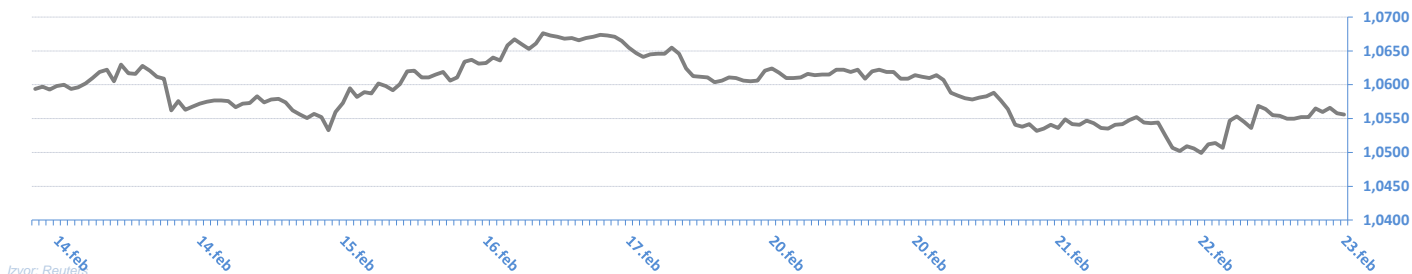
► Jan -



Mesečna promena				Godišnja promena					
	EUR/RSD	%	USD/RSD	%	EUR/RSD	%	USD/RSD	%	
01.02.17	124,0022	0,45%	114,9659	-3,06%	23.02.17	123,9241	0,38%	117,3190	-1,08%
04.01.17	123,4512	0,27%	118,6004	2,30%	04.01.17	123,4512	1,59%	118,6004	6,34%
01.12.16	123,1148	0,05%	115,9382	3,35%	04.01.16	121,5145	0,30%	111,5324	9,90%
01.11.16	123,0563	-0,13%	112,1753	2,31%	05.01.15	121,1543	5,58%	101,4863	20,72%
03.10.16	123,2139	0,05%	109,6404	-0,70%	03.01.14	114,7559	2,14%	84,0641	-1,67%
01.09.16	123,1498	-0,07%	110,4185	0,11%	03.01.13	112,3495	6,20%	85,4889	5,32%
01.08.16	123,2419	-0,03%	110,2934	-0,70%	04.01.12	105,7880	-0,21%	81,1693	2,16%
01.07.16	123,2832	0,26%	111,0760	0,47%	04.01.11	106,0156	10,47%	79,4541	18,48%
01.06.16	122,9607	0,31%	110,5563	3,61%	04.01.10	95,9679	7,17%	67,0635	4,25%
04.05.16	122,5815	-0,18%	106,7040	-1,13%	05.01.09	89,5436	12,27%	64,3273	18,68%
01.04.16	122,7996	-0,46%	107,9272	-4,76%	03.01.08	79,7577	-0,05%	54,2016	-10,58%
01.03.16	123,3636	0,35%	113,3232	0,02%	04.01.07	79,8000	-7,21%	60,6153	-14,94%
01.02.16	122,9333		113,3026		04.01.06	86,0010		71,2629	

EUR / USD

► 10 dana

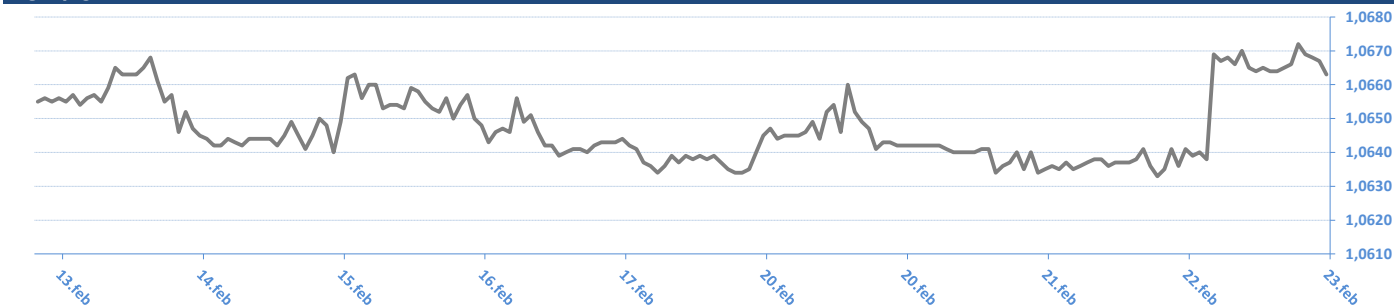


EUR / USD

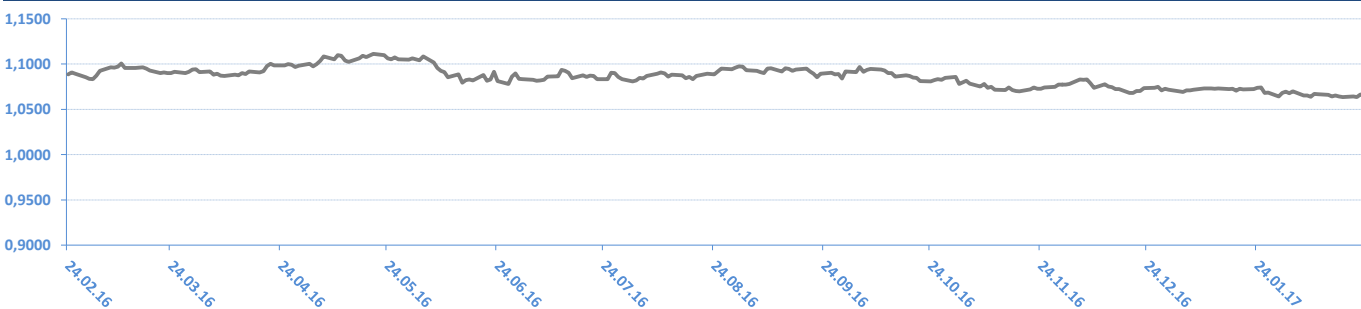


EUR / CHF

► 10 dana



EUR / CHF



23.02.2017 08:52:26

EUR / XX

Valutni par	Kupovni	Prodajni
EUR/USD	1,0556	1,0557
EUR/JPY	119,5100	119,5200
EUR/GBP	0,8475	0,8479
EUR/CHF	1,0662	1,0665
EUR/DKK	7,4330	7,4335
EUR/NOK	8,8230	8,8280
EUR/SEK	9,4695	9,4725
EUR/CAD	1,3872	1,3877
EUR/AUD	1,3705	1,3708
EUR/HUF	307,5700	307,8700
EUR/CZK	27,0190	27,0490
EUR/PLN	4,2957	4,2992
EUR/HRK	7,4360	7,4410
EUR/RUB	61,0466	61,1341
EUR/NZD	1,4634	1,4639

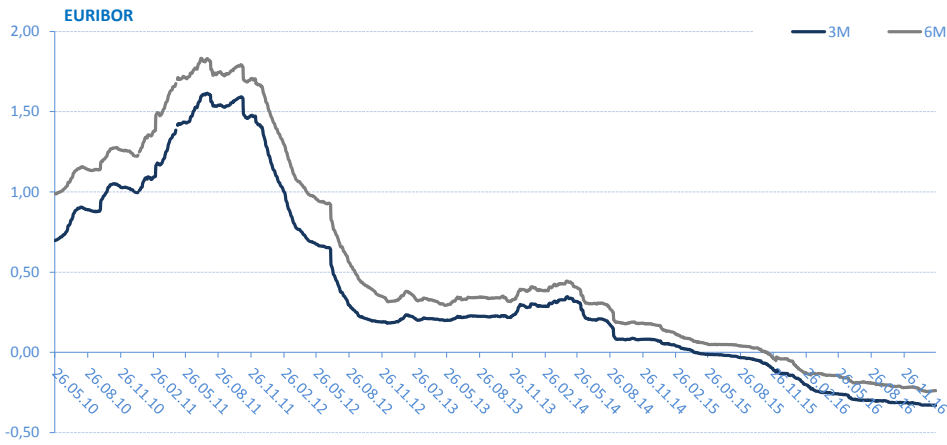
USD / XX

Valutni par	Kupovni	Prodajni
USD/EUR	0,9472	0,9472
USD/JPY	113,2100	113,2400
USD/GBP	0,8029	0,8031
USD/CHF	1,0099	1,0103
USD/DKK	7,0404	7,0414
USD/NOK	8,3582	8,3622
USD/SEK	8,9713	8,9753
USD/CAD	1,3143	1,3144
USD/AUD	1,2984	1,2985
USD/HUF	291,3100	291,6600
USD/CZK	25,5710	25,6210
USD/SKK	21,5460	21,6000
USD/PLN	4,0704	4,0709
USD/HRK	7,0437	7,0491
USD/RUB	57,8600	57,8700
USD/NZD	1,3860	1,3870

EURIBOR

SW	-0,379
2W	-0,372
1M	-0,371
3M	-0,330
6M	-0,239
1Y	-0,111

* Izvor: Reuters; Objavljeno prethodnog radnog dana



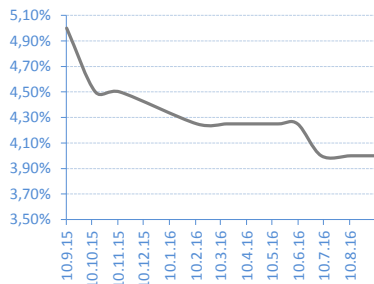
Kamatne stope Centralnih Banaka

CB	Kamatna stopa
USD	0,75
EUR	0,00
GBP	0,25
CAD	0,50
AUD	1,50
JPY	0,10

* Izvor: Reuters; Objavljeno prethodnog radnog dana

REFERENTNA KAMATNA STOPA NBS

Date	Rate	Promena (%)
08.09.16	4,00%	0,00%
11.08.16	4,00%	0,00%
07.07.16	4,00%	-5,88%
09.06.16	4,25%	0,00%
17.05.16	4,25%	0,00%
07.04.16	4,25%	0,00%
17.03.16	4,25%	0,00%
11.02.16	4,25%	-5,56%
12.11.15	4,50%	0,00%
14.10.15	4,50%	0,00%



* Izvor: NBS

BEONIA

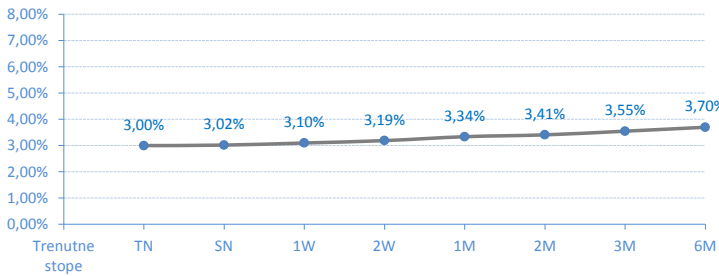
Date	Rate	Promena (%)
22.02.17	2,96%	1,37%
21.02.17	2,92%	1,04%
20.02.17	2,89%	3,96%
17.02.17	2,78%	1,83%
16.02.17	2,73%	0,37%
13.02.17	2,72%	0,37%
10.02.17	2,71%	-2,17%
09.02.17	2,77%	-1,77%
08.02.17	2,82%	1,08%
07.02.17	2,79%	



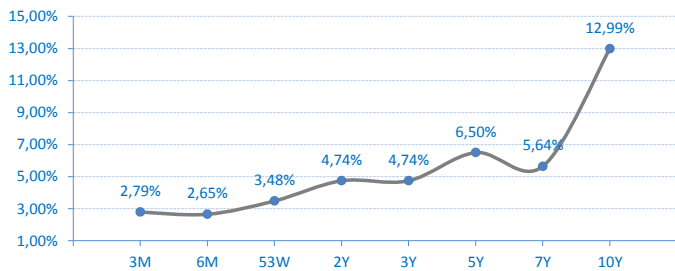
* Izvor: Reuters; Objavljeno prethodnog radnog dana

Kamatne stope/Prinos na tržištu

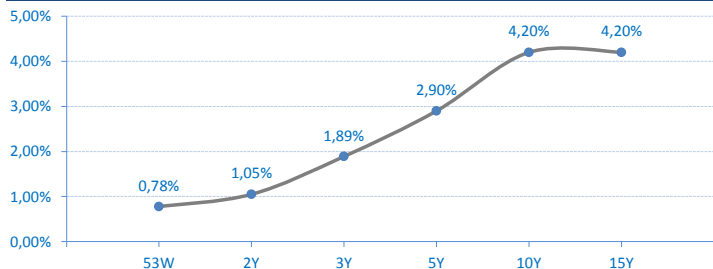
Belibor



Državne HOV Republike Srbije u Dinarima - prinosi sa poslednje aukcije



Državne HOV Republike Srbije u Evrima - prinosi sa poslednje aukcije

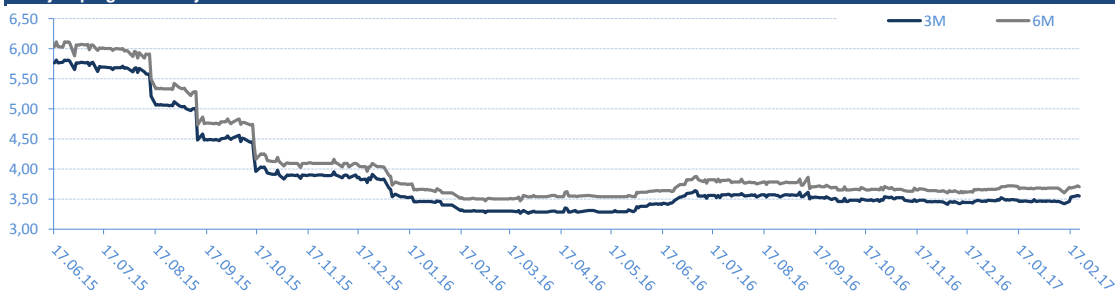


BELIBOR

Trenutne stope	
TN	3,00%
SN	3,02%
1W	3,10%
2W	3,19%
1M	3,34%
2M	3,41%
3M	3,55%
6M	3,70%

* Objavljeno prethodnog radnog dana

Istorijski pregled kretanja 6M i 3M Belibor-a

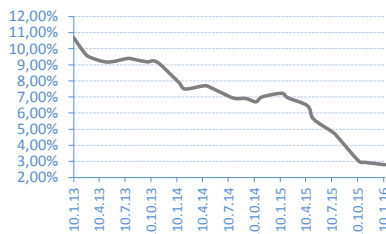


DRŽAVNE HOV Republike Srbije u Dinarima - primarna prodaja

* Izvor: MF - Trezor

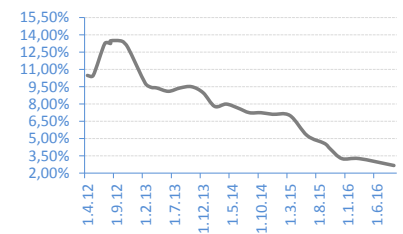
T-BILLS 3M - RSD

Datum	Stopa	Realizacija
14.01.16	2,79%	100,00%
05.11.15	2,94%	100,00%
15.10.15	3,00%	92,18%
06.08.15	4,40%	96,26%
16.07.15	4,79%	98,47%
07.05.15	5,63%	92,92%
16.04.15	6,45%	100,00%
05.02.15	6,95%	45,05%



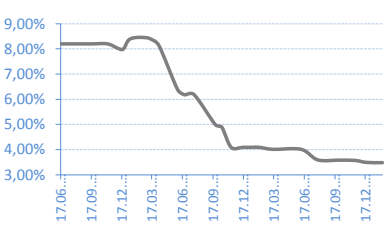
T-BILLS 6M - RSD

Datum	Stopa	Realizacija
01.09.16	2,65%	23,03%
03.03.16	3,25%	96,46%
03.12.15	3,25%	97,22%
08.10.15	4,09%	100,00%
03.09.15	4,57%	87,90%
04.06.15	5,25%	93,30%
05.03.15	7,00%	21,33%
04.12.14	7,10%	100,00%



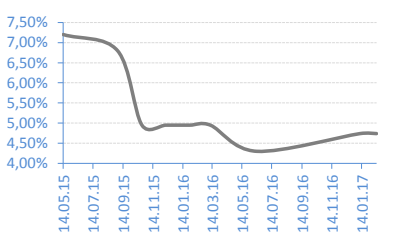
T-BILLS 53W - RSD

Datum	Stopa	Realizacija
06.02.17	3,48%	17,91%
21.12.16	3,49%	32,00%
15.11.16	3,57%	45,64%
28.09.16	3,58%	52,92%
27.07.16	3,59%	49,07%
07.06.16	4,01%	78,06%
15.03.16	4,01%	16,73%
02.02.16	4,09%	63,42%



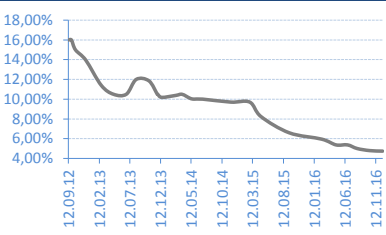
G-BONDS 2Y - RSD

Datum	Stopa	Realizacija
13.02.17	4,74%	78,80%
10.01.17	4,74%	23,25%
13.06.16	4,30%	95,67%
10.03.16	4,95%	56,41%
28.01.16	4,95%	38,44%
10.12.15	4,95%	94,97%
22.10.15	4,95%	74,49%
02.09.15	6,80%	94,50%



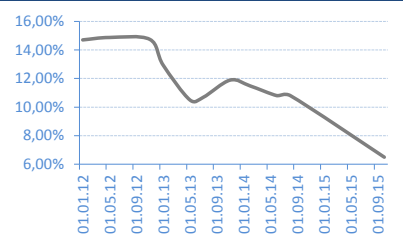
G-BONDS 3Y - RSD

Datum	Stopa	Realizacija
15.12.16	4,74%	91,48%
13.10.16	4,79%	55,21%
11.08.16	5,00%	81,81%
24.06.16	5,37%	11,36%
28.04.16	5,37%	20,70%
18.02.16	5,95%	105,26%
10.09.15	6,59%	61,00%
23.04.15	8,23%	22,21%



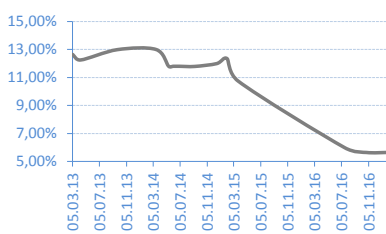
G-BONDS 5Y - RSD

Datum	Stopa	Realizacija
20.10.15	6,50%	69,94%
19.08.14	10,80%	60,89%
25.06.14	10,80%	57,49%
04.02.14	11,48%	31,29%
19.11.13	11,89%	99,01%
23.07.13	10,69%	7,34%
28.05.13	10,50%	25,31%
22.01.13	12,94%	100,00%



G-BONDS 7Y - RSD

Datum	Stopa	Realizacija
26.01.17	5,64%	37,50%
25.10.16	5,64%	93,74%
19.07.16	5,98%	94,41%
24.03.15	10,75%	100,00%
03.02.15	12,34%	78,28%
17.12.14	11,99%	100,00%
09.09.14	11,79%	57,82%
01.07.14	11,80%	36,54%



G-BONDS 10Y - RSD

Datum	Stopa	Realizacija
21.10.14	12,99%	93,26%

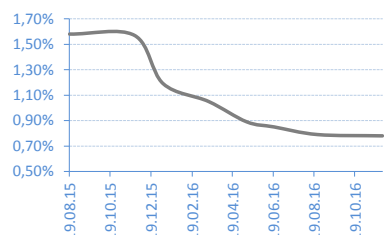


DRŽAVNE HOV Republike Srbije u Evrima - primarna prodaja

* Izvor: MF - Trezor

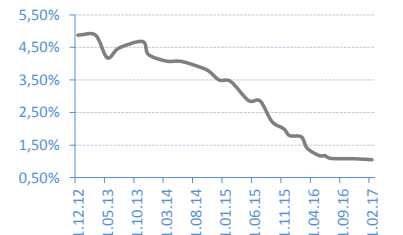
T-BILLS 53W - EUR

Datum	Stopa	Realizacija
29.11.16	0,78%	100,00%
24.08.16	0,79%	100,00%
20.06.16	0,85%	100,00%
10.05.16	0,89%	100,00%
14.03.16	1,05%	100,00%
06.01.16	1,19%	99,17%
24.11.15	1,57%	72,65%
19.08.15	1,58%	61,92%



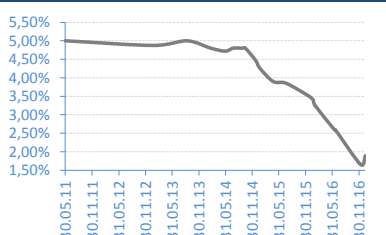
G-BONDS 2Y - EUR

Datum	Stopa	Realizacija
14.02.17	1,05%	95,35%
06.12.16	1,07%	66,00%
04.11.16	1,08%	23,00%
28.07.16	1,09%	46,01%
21.06.16	1,18%	53,58%
09.06.16	1,18%	35,00%
12.05.16	1,18%	100,00%
24.03.16	1,40%	57,50%



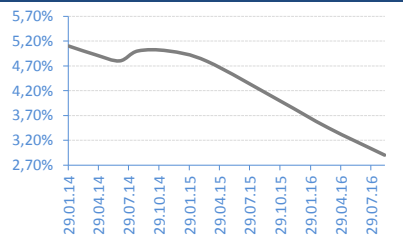
G-BONDS 3Y - EUR

Datum	Stopa	Realizacija
11.01.17	1,89%	57,90%
12.12.16	1,65%	96,43%
22.06.16	2,59%	34,24%
16.06.16	2,59%	99,88%
03.02.16	3,25%	100,00%
21.01.16	3,40%	76,75%
24.12.15	3,50%	46,33%
21.07.15	3,85%	69,21%



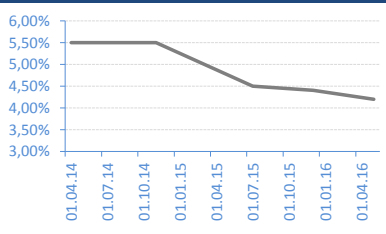
G-BONDS 5Y - EUR

Datum	Stopa	Realizacija
08.09.16	2,90%	100,00%
22.03.16	3,45%	100,00%
27.10.15	4,00%	100,00%
23.03.15	4,79%	82,95%
26.11.14	5,00%	59,99%
26.08.14	5,00%	21,12%
02.07.14	4,80%	87,56%
22.04.14	4,92%	48,62%



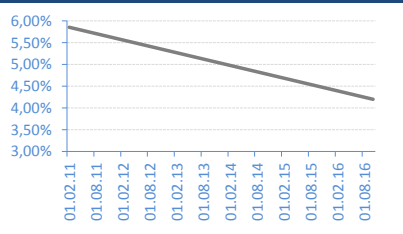
G-BONDS 10Y - EUR

Datum	Stopa	Realizacija
25.05.16	4,20%	96,00%
04.12.15	4,40%	100,00%
28.07.15	4,50%	76,77%
19.11.14	5,50%	100,00%
04.06.14	5,50%	59,18%



G-BONDS 15Y - EUR

Datum	Stopa	Realizacija
19.10.16	4,20%	100,00%
14.02.11	5,85%	48,68%



AKCIJE - REGULISANO TRŽIŠTE

Najtrgovanije HOV

	Simbol	Cena	% Promena	Open	Max	Min	Broj trans	Obim	Promet RSD
Jubmes banka a.d. Beograd	JMBN	4.300	4,29%	4.300	4.300	4.300	3	13.806	59.365.800
Energoprojekt holding a.d. Beograd	ENHL	1.283	1,50%	1.267	1.300	1.267	26	3.267	4.191.378
NIS a.d. Novi Sad	NIIS	747	-0,13%	745	750	745	103	2.468	1.842.775
Metalac a.d. Gornji Milanovac	MTLC	1.761	3,59%	1.703	1.768	1.703	5	622	1.095.036
Jedinstvo a.d. Sevojno	JESV	4.048	-1,27%	4.100	4.100	4.000	10	86	348.086

Dobitnici

	Simbol	Cena	% Promena	Open	Max	Min	Broj trans	Obim	Promet RSD
Progres u restrukturiranju a.d. Beograd	PRGS	28	7,69%	28	28	28	1	116	3.248
Lasta a.d. Beograd	LSTA	587	6,73%	551	604	550	4	232	136.166
Jubmes banka a.d. Beograd	JMBN	4.300	4,29%	4.300	4.300	4.300	3	13.806	59.365.800
Metalac a.d. Gornji Milanovac	MTLC	1.761	3,59%	1.703	1.768	1.703	5	622	1.095.036
Impol Seval a.d. Sevojno	IMPL	3.100	3,30%	3.100	3.100	3.100	1	2	6.200

Gubitnici

	Simbol	Cena	% Promena	Open	Max	Min	Broj trans	Obim	Promet RSD
Takovo a.d. Gornji Milanovac	TKVO	74	-8,64%	80	80	73	7	510	37.617
Jedinstvo a.d. Sevojno	JESV	4.048	-1,27%	4.100	4.100	4.000	10	86	348.086
Aerodrom Nikola Tesla a.d. Beograd	AERO	1.186	-1,00%	1.176	1.190	1.176	27	28	33.198
NIS a.d. Novi Sad	NIIS	747	-0,13%	745	750	745	103	2.468	1.842.775

AKCIJE - MTP

Najtrgovanije HOV

	Simbol	Cena	% Promena	Ponuda	Tražnja	Broj	Obim	Promet RSD
Milan Blagojevic a.d. Smederevo	MBLS	6.000	0,00%	1862	2732	58	1.803	10.818.000
Podunavlje a.d. Celarevo	PDCL	5.500	0,00%	167	435	3	123	676.500
Iritel a.d. Beograd	IRTL	600	0,00%	869	1050	7	869	521.400
Stari Tamis a.d. Pancevo	STTM	3.000	0,00%	134	224	1	114	342.000
Energoprojekt oprema a.d. Beograd	ENOP	4.800	0,00%	702	110	3	42	201.600

Dobitnici

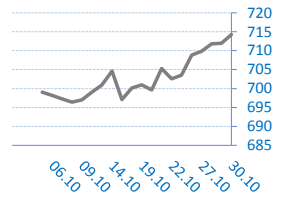
	Simbol	Cena	% Promena	Ponuda	Tražnja	Broj	Obim	Promet RSD
Savremena administracija a.d. Beograd	SVRME	4.000	10,93%	4693	3030	6	30	120.000

Gubitnici

	Simbol	Cena	% Promena	Ponuda	Tražnja	Broj	Obim	Promet RSD
--	--------	------	-----------	--------	---------	------	------	------------

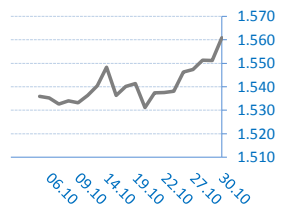
BELEX15

Vrednost	714,28
Promena	2,27
%	0,32%



BELEXline

Vrednost	1.560,82
Promena	9,61
%	0,62%



Kontakti:

Srdan Tomašević

srđjan.tomasevic@erstebank.rs
Devizno tržište
011/220 9116

Dušan Stević

dusan.stevic@erstebank.rs
Devizno tržište
011/220 9118

Danijela Stojanović

danijela.stojanovic@erstebank.rs
Devizno tržište
011/ 220 9132

Nenad Đurović

nenad.djurovic@erstebank.rs
Novčano tržište
011/ 220 9115

Aleksandra Parčetić

aleksandra.parcetic@erstebank.rs

Marija Đorđević

marija.djordjevic@erstebank.rs

Dragan Maksimović

dragan.maksimovic@erstebank.rs

Brokersko poslovanje - Hartije od vrednosti Brokersko poslovanje - Hartije od vrednosti Brokersko poslovanje - Hartije od vrednosti

011/220 9159

011/220 9181
011/220 9110

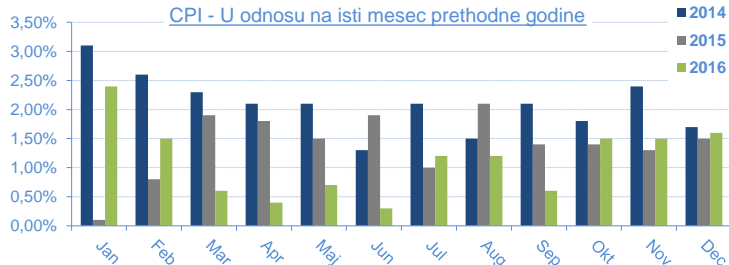
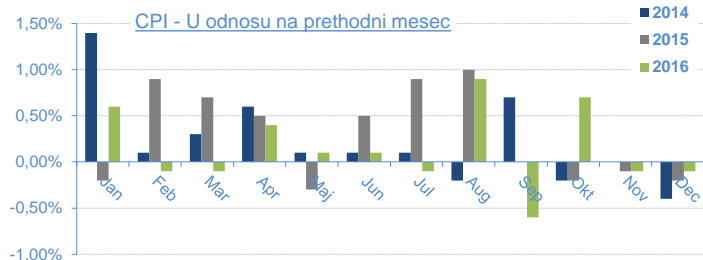
011/ 220 9179

Izveštaj sačinio Sektor sredstava / Odeljenje Middle office

Informacije i cene iz ovog pregleda dobijene su iz izvora za koje verujemo da su pouzdani ali ne garantujemo njihovu tačnost i potpunost. Navedene informacije su važeće samo u trenutku njihovog sastavljanja a objavljuju se u ciju opšteg informisanja, pri čemu ne predstavljaju bilo kakav oblik investicionog saveta niti preporuke za investiranje niti na bilo koji način obavezuju Erste Bank ad Novi Sad u pogledu odgovornosti za štetu nastalu upotrebom informacija iz ovog pregleda.

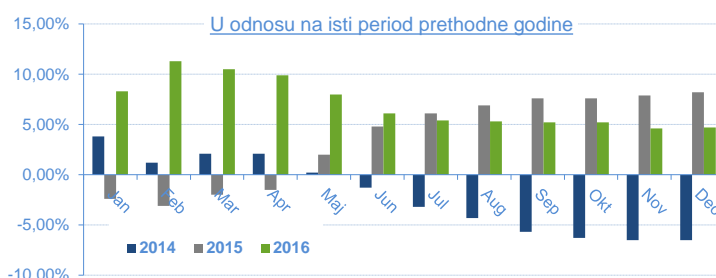
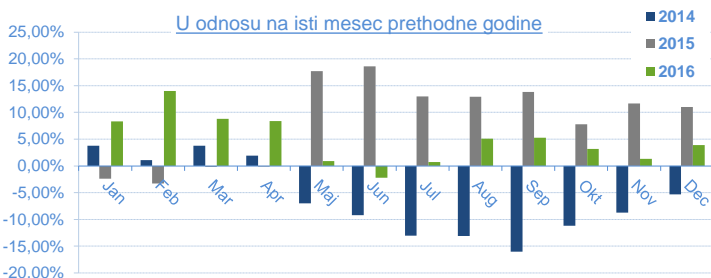
Indeks potrošačkih cena (Consumer Price Index - CPI)

	Jan	Feb	Mar	Apr	Maj	Jun	Jul	Aug	Sep	Okt	Nov	Dec
U odnosu na prethodni mesec	0,60%	-0,10%	-0,10%	0,40%	0,10%	0,10%	-0,10%	0,90%	-0,60%	0,70%	-0,10%	-0,10%
U odnosu na isti mesec 2015.	2,40%	1,50%	0,60%	0,40%	0,70%	0,30%	1,20%	1,20%	0,60%	1,50%	1,50%	1,60%
U odnosu na decembar 2015.	0,60%	0,50%	0,40%	0,80%	0,80%	0,90%	0,80%	1,70%	1,10%	1,80%	1,70%	1,20%
Datum objavljivanja	23.02.16	11.03.16	12.04.16	12.05.16	13.06.16	12.07.16	12.08.16	12.09.16	12.10.16	14.11.16	12.12.16	12.01.17



INDUSTRIJSKA PROIZVODNJA

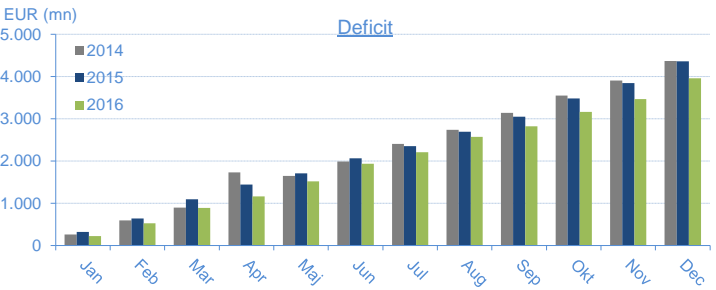
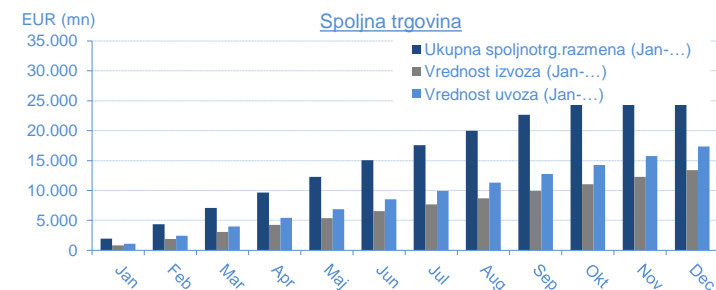
	Jan	Feb	Mar	Apr	Maj	Jun	Jul	Aug	Sep	Okt	Nov	Dec
U odnosu na isti mesec 2015	8,30%	14,00%	8,80%	8,40%	0,90%	-2,20%	0,70%	5,10%	5,30%	3,20%	1,30%	3,90%
U odnosu na isti period 2015 (jan-...)	8,30%	11,30%	10,50%	9,90%	8,00%	6,10%	5,40%	5,30%	5,20%	4,60%	4,60%	4,70%
U odnosu na prosek 2015	-9,80%	-2,00%	9,50%	5,70%	2,50%	2,80%	2,70%	3,00%	6,50%	12,10%	9,20%	11,20%
Datum objavljivanja	29.02.16	31.03.16	28.04.16	31.05.16	30.06.16	29.07.16	31.08.16	30.09.16	31.10.16	30.11.16	29.12.16	31.01.17



SPOLJNOTRGOVINSKA ROBNA RAZMENA

* u eur mln

Mesec	Jan	Feb	Mar	Apr	Maj	Jun	Jul	Aug	Sep	Okt	Nov	Dec
Ukupna spoljnotrg.razmena (Jan-...)	1.923,70	4.339,20	7.061,00	9.668,40	12.275,10	15.083,80	17.595,80	20.010,70	22.670,00	25.314,50	28.001,50	30.819,30
Promena (u odnosu na isti period 2015.)	5,00%	7,90%	6,20%	6,80%	7,30%	7,70%	6,80%	7,30%	7,60%	7,20%	7,90%	8,40%
Vrednost izvoza (Jan-...)	849,00	1.905,80	3.084,40	4.251,20	5.377,50	6.575,30	7.691,80	8.716,70	9.923,30	11.074,10	12.268,30	13.429,70
Promena (u odnosu na isti period 2015.)	9,10%	12,80%	11,20%	11,90%	10,50%	10,20%	8,90%	9,30%	10,10%	10,10%	11,00%	11,50%
Vrednost uvoza (Jan-...)	1.074,70	2.433,40	3.976,60	5.417,20	6.897,60	8.508,50	9.904,00	11.291,00	12.746,70	14.240,40	15.733,20	17.389,60
Promena (u odnosu na isti period 2015.)	2,00%	4,30%	2,60%	3,40%	4,90%	5,80%	5,20%	5,80%	5,70%	5,10%	5,60%	6,10%
Deficit (jan-...)	225,60	527,60	892,20	1.166,10	1.520,20	1.933,20	2.212,20	2.571,20	2.823,40	3.166,40	3.465,00	3.959,90
Promena (u odnosu na isti period 2015.)	18,10%	-18,20%	-20,40%	-19,10%	-10,90%	-6,60%	-6,00%	-4,50%	-7,50%	-9,10%	-10,00%	-8,90%
Pokrivenost uvoza izvozom	79,00%	78,30%	77,60%	78,50%	78,00%	77,30%	77,70%	77,20%	77,9%	77,8%	78,0%	77,3%
Datum objavljivanja	15.03.16	31.03.16	28.04.16	31.05.16	30.06.16	29.07.16	31.08.16	30.09.16	31.10.16	30.11.16	29.12.16	31.01.17



BUDŽETSKI DEFICIT

* u rsd mln

Budžetski deficit u 2015.	-114.920,89
Januar 2016	33.016,40
Februar 2016	-22.822,09
Mart 2016	-19.054,97
April 2016	-4.198,85
Maj 2016	1.806,87
Jun 2016	7.380,72
Jul 2016	25.890,68
Avgust 2016	9.783,96
Septembar 2016	-4.611,79
Oktobar 2016	7.135,89
Novembar 2016	3.097,27
Decembar 2016	-45.371,22
Budžetski deficit u 2016.	-7.947,12
Planirani deficit u 2016.	-121.766,55
Ostvarenje plana	6,53%
Datum ažuriranja	02.02.17

