

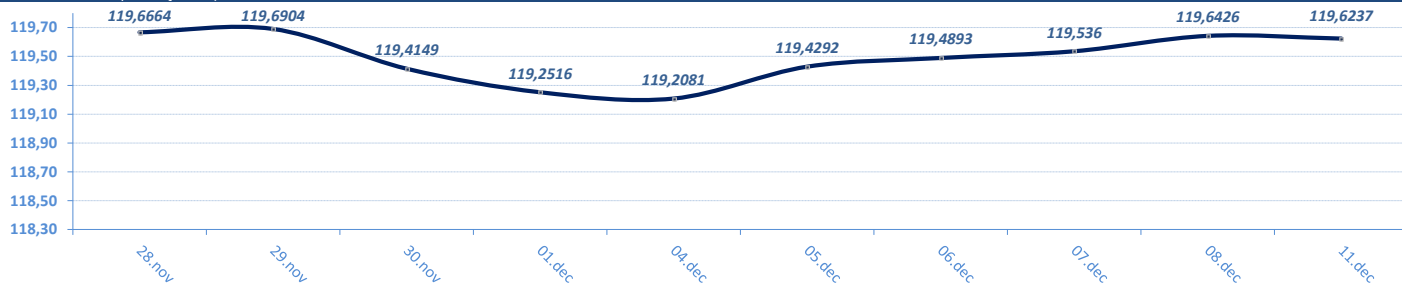
**VESTI**

► **SREDNJI KURS EUR/RSD:** Dinar neznatno ojačao u odnosu na evro za 0,0189 dinara, srednji kurs 119,6237. Obim međubankarske trgovine evrom na dan 08. decembar do 12:30h iznosio je 57,1 miliona evra. NBS intervenisala na međubankarskom tržištu prodajom 30 miliona evra (od početka godine ukupno prodala 540 miliona evra i kupila 1,310 milijardi evra).

► **BEOGRADSKA BERZA:** Indeksi zabeležili pad vrednosti, BELEX15 manji za 0,12 odsto, BELEXlajn manji za 0,10 odsto. **Promet manji** u odnosu na prethodni dan, na regulisanom tržištu najviše trgovano akcijama Aerodroma Nikola Tesla, NIS-a, Energoprojekta, Metalca i Kopaonika.

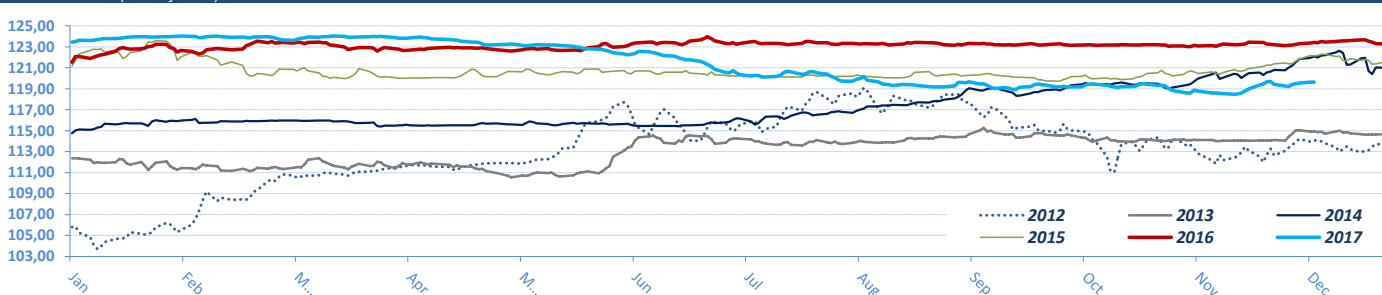
**DEVIZNO TRŽIŠTE**

**EUR / RSD (Srednji kurs) ► 10 dana**

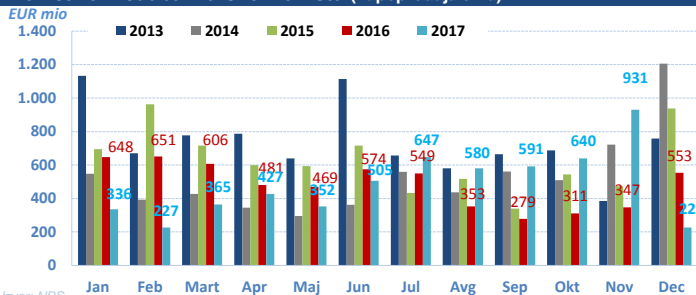


Izvor: NBS

**EUR / RSD (Srednji kurs) ► Jan - ....**

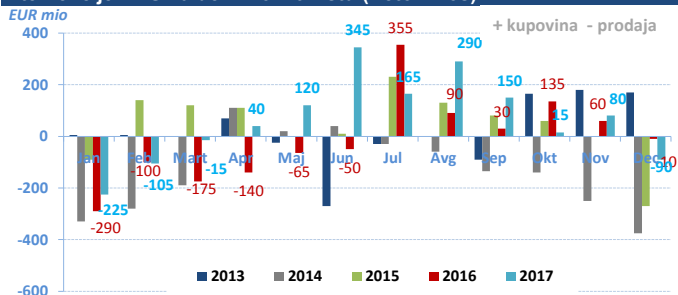


**Promet na međubankarskom tržištu (kupoprodaja evra)**

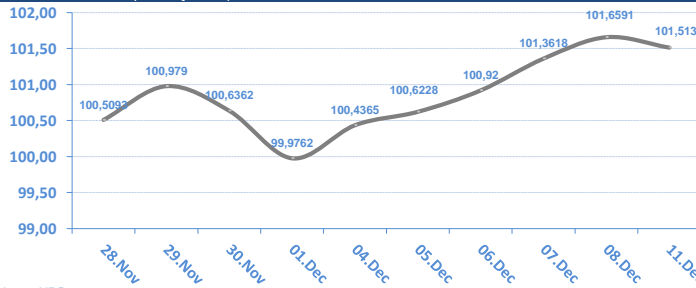


Izvor: NBS

**Intervencije NBS na deviznom tržištu (Neto iznos)**

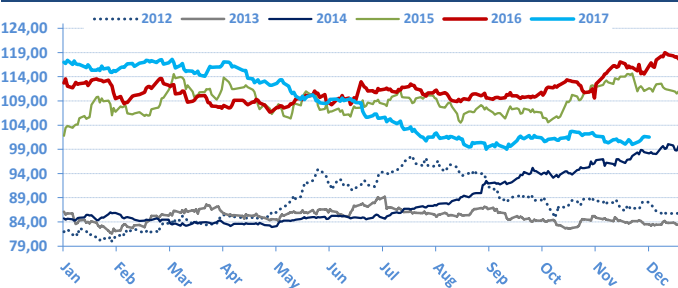


**USD / RSD (Srednji kurs) ► 10 dana**



Izvor: NBS

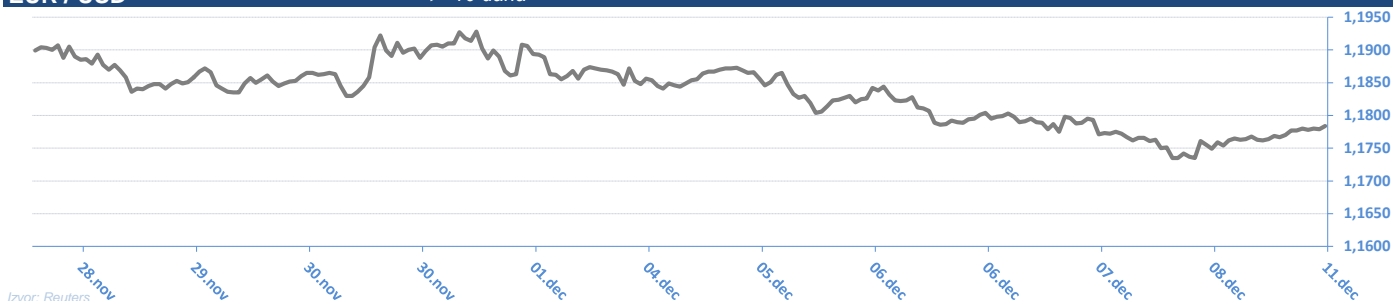
**► Jan - ....**



Mesečna promena	EUR/RSD	%	USD/RSD	%	Godišnja promena	EUR/RSD	%	USD/RSD	%
01.12.17	119,2516	-0,02%	99,9762	-2,48%	11.12.17	119,6237	-3,10%	101,5137	-14,41%
01.11.17	119,2716	0,08%	102,5199	1,31%	04.01.17	123,4512	1,59%	118,6004	6,34%
02.10.17	119,1760	0,01%	101,1939	1,01%	04.01.16	121,5145	0,30%	111,5324	9,90%
01.09.17	119,1681	-0,84%	100,1834	-1,35%	05.01.15	121,1543	5,58%	101,4863	20,72%
01.08.17	120,1830	-0,30%	101,5574	-3,85%	03.01.14	114,7559	2,14%	84,0641	-1,67%
03.07.17	120,5452	-1,65%	105,6210	-3,12%	03.01.13	112,3495	6,20%	85,4889	5,32%
01.06.17	122,5722	-0,50%	109,0209	-3,24%	04.01.12	105,7880	-0,21%	81,1693	2,16%
03.05.17	123,1888	-0,56%	112,6658	-2,84%	04.01.11	106,0156	10,47%	79,4541	18,48%
03.04.17	123,8850	0,03%	115,9646	-1,13%	04.01.10	95,9679	7,17%	67,0635	4,25%
01.03.17	123,8434	-0,13%	117,2871	2,02%	05.01.09	89,5436	12,27%	64,3273	18,68%
01.02.17	124,0022	0,45%	114,9659	-3,06%	03.01.08	79,7577	-0,05%	54,2016	-10,58%
04.01.17	123,4512	0,27%	118,6004	2,30%	04.01.07	79,8000	-7,21%	60,6153	-14,94%
01.12.16	123,1148		115,9382		04.01.06	86,0010		71,2629	

**EUR / USD**

► 10 dana



Izvor: Reuters

**EUR / USD**



**EUR / CHF**

► 10 dana



Izvor: Reuters

**EUR / CHF**



11.12.2017 08:34:08

**EUR / XX**

Valutni par	Kupovni	Prodajni
EUR/USD	1,1784	1,1787
EUR/JPY	133,6900	133,7000
EUR/GBP	0,8786	0,8790
EUR/CHF	1,1682	1,1687
EUR/DKK	7,4415	7,4422
EUR/NOK	9,8308	9,8363
EUR/SEK	9,9806	9,9861
EUR/CAD	1,5126	1,5131
EUR/AUD	1,5659	1,5662
EUR/HUF	313,5900	313,8500
EUR/CZK	25,5540	25,5740
EUR/PLN	4,1974	4,1987
EUR/HRK	7,5480	7,5530
EUR/RUB	69,7863	69,7953
EUR/NZD	1,7017	1,7022

**USD / XX**

Valutni par	Kupovni	Prodajni
USD/EUR	0,8484	0,8484
USD/JPY	113,4200	113,4600
USD/GBP	0,7455	0,7458
USD/CHF	0,9914	0,9915
USD/DKK	6,3136	6,3146
USD/NOK	8,3417	8,3447
USD/SEK	8,4678	8,4738
USD/CAD	1,2835	1,2839
USD/AUD	1,3287	1,3289
USD/HUF	265,9900	266,3900
USD/CZK	21,6870	21,6970
USD/SKK	21,5460	21,6000
USD/PLN	3,5621	3,5626
USD/HRK	6,4002	6,4052
USD/RUB	59,2125	59,2325
USD/NZD	1,4436	1,4445

EURIBOR

SW	-0,377
2W	-0,371
1M	-0,369
3M	-0,326
6M	-0,271
1Y	-0,191

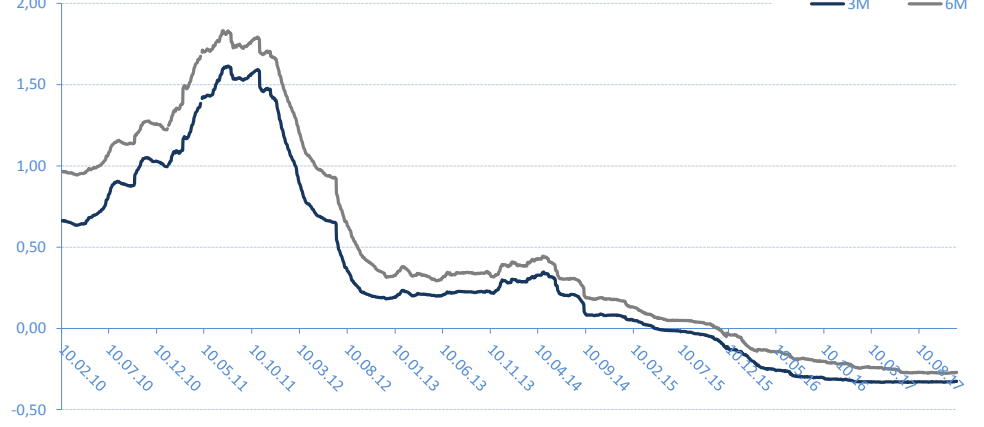
\* Izvor: Reuters; Objavljeno prethodnog radnog dana

Kamatne stope Centralnih Banaka

CB	Kamatna stopa
USD	1,25
EUR	0,00
GBP	0,50
CAD	1,00
AUD	1,50
JPY	0,10

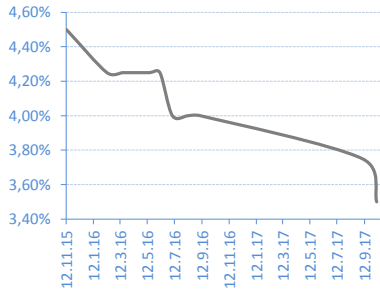
\* Izvor: Reuters; Objavljeno prethodnog radnog dana

EURIBOR



REFERENTNA KAMATNA STOPA NBS

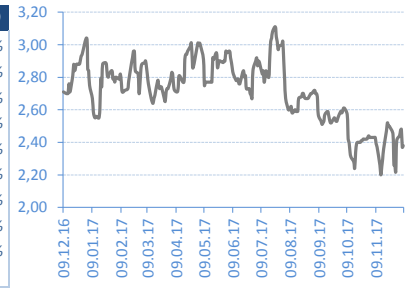
Date	Rate	Promena (%)
09.10.17	3,50%	-6,67%
07.09.17	3,75%	-6,25%
08.09.16	4,00%	0,00%
11.08.16	4,00%	0,00%
07.07.16	4,00%	-5,88%
09.06.16	4,25%	0,00%
17.05.16	4,25%	0,00%
07.04.16	4,25%	0,00%
17.03.16	4,25%	0,00%
11.02.16	4,25%	0,00%



\* Izvor: NBS

BEONIA

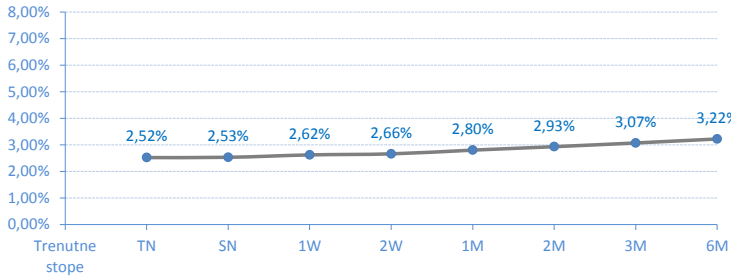
Date	Rate	Promena (%)
08.12.17	2,38%	0,42%
07.12.17	2,37%	-4,44%
06.12.17	2,48%	0,40%
05.12.17	2,47%	1,23%
04.12.17	2,44%	1,24%
01.12.17	2,41%	8,56%
30.11.17	2,22%	-1,77%
29.11.17	2,26%	0,00%
28.11.17	2,26%	-7,76%
27.11.17	2,45%	



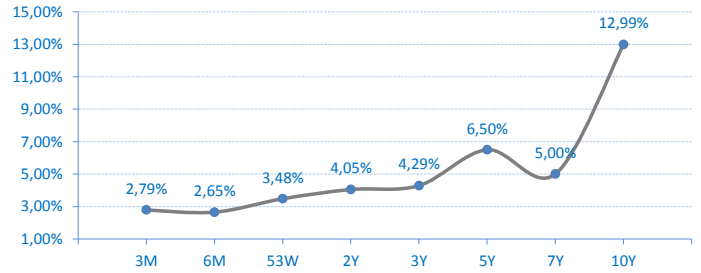
\* Izvor: Reuters; Objavljeno prethodnog radnog dana

Kamatne stope/Prinos na tržištu

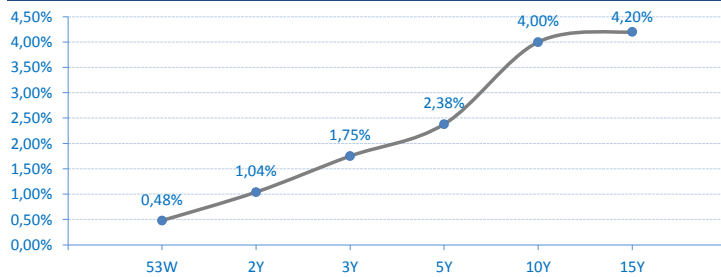
Belibor



Državne HOV Republike Srbije u Dinarima - prinosi sa poslednje aukcije



Državne HOV Republike Srbije u Evrima - prinosi sa poslednje aukcije

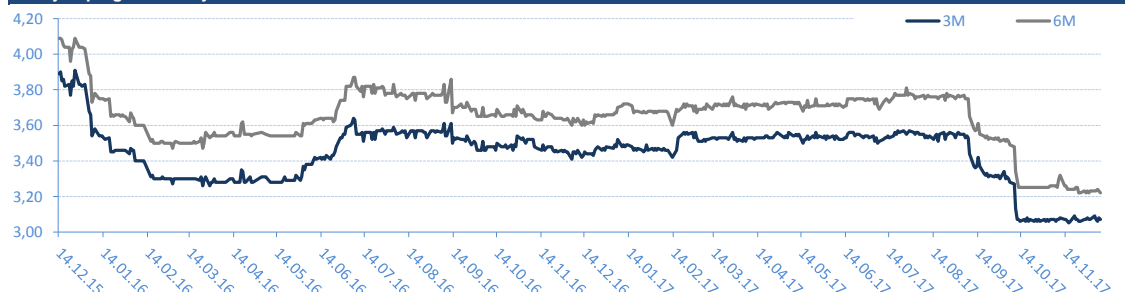


BELIBOR

Trenutne stope	Rate
TN	2,52%
SN	2,53%
1W	2,62%
2W	2,66%
1M	2,80%
2M	2,93%
3M	3,07%
6M	3,22%

\* Objavljeno prethodnog radnog dana

Istorijski pregled kretanja 6M i 3M Belibor-a

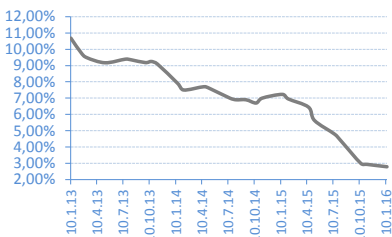


**DRŽAVNE HOV Republike Srbije u Dinarima - primarna prodaja**

\* Izvor: MF - Trezor

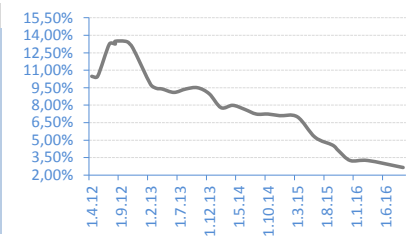
**T-BILLS 3M - RSD**

Datum	Stopa	Realizacija
14.01.16	2,79%	100,00%
05.11.15	2,94%	100,00%
15.10.15	3,00%	92,18%
06.08.15	4,40%	96,26%
16.07.15	4,79%	98,47%
07.05.15	5,63%	92,92%
16.04.15	6,45%	100,00%
05.02.15	6,95%	45,05%



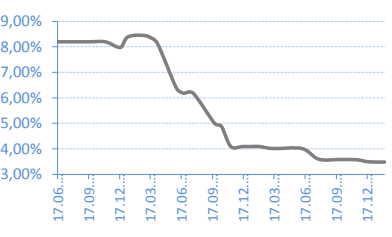
**T-BILLS 6M - RSD**

Datum	Stopa	Realizacija
01.09.16	2,65%	23,03%
03.03.16	3,25%	96,46%
03.12.15	3,25%	97,22%
08.10.15	4,09%	100,00%
03.09.15	4,57%	87,90%
04.06.15	5,25%	93,30%
05.03.15	7,00%	21,33%
04.12.14	7,10%	100,00%



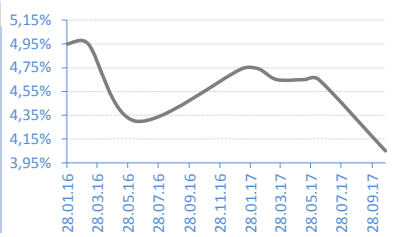
**T-BILLS 53W - RSD**

Datum	Stopa	Realizacija
06.02.17	3,48%	17,91%
21.12.16	3,49%	32,22%
15.11.16	3,57%	45,64%
28.09.16	3,58%	52,92%
27.07.16	3,59%	49,07%
07.06.16	4,01%	78,06%
15.03.16	4,01%	16,73%
02.02.16	4,09%	63,42%



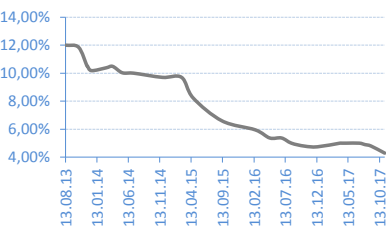
**G-BONDS 2Y - RSD**

Datum	Stopa	Realizacija
24.10.17	4,05%	116,30%
13.06.17	4,65%	51,56%
16.05.17	4,65%	43,95%
21.03.17	4,65%	100,00%
13.02.17	4,74%	78,80%
10.01.17	4,74%	23,25%
13.06.16	4,30%	95,67%
10.03.16	4,95%	56,41%



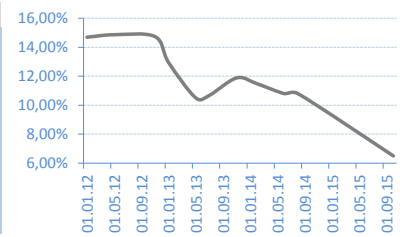
**G-BONDS 3Y - RSD**

Datum	Stopa	Realizacija
06.11.17	4,29%	97,97%
31.08.17	4,80%	100,00%
02.08.17	4,90%	81,63%
06.07.17	5,00%	50,54%
04.05.17	5,00%	39,44%
11.04.17	5,00%	96,73%
03.04.17	5,00%	100,00%
15.12.16	4,74%	91,48%



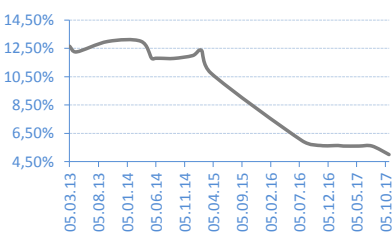
**G-BONDS 5Y - RSD**

Datum	Stopa	Realizacija
20.10.15	6,50%	69,94%
19.08.14	10,80%	60,89%
25.06.14	10,80%	57,49%
04.02.14	11,48%	31,29%
19.11.13	11,89%	99,01%
23.07.13	10,69%	7,34%
28.05.13	10,50%	25,31%
22.01.13	12,94%	100,00%



**G-BONDS 7Y - RSD**

Datum	Stopa	Realizacija
23.10.17	5,00%	100,00%
25.07.17	5,60%	37,14%
17.05.17	5,60%	43,41%
23.02.17	5,60%	22,35%
26.01.17	5,64%	37,50%
25.10.16	5,64%	93,74%
19.07.16	5,98%	94,41%
24.03.15	10,75%	100,00%



**G-BONDS 10Y - RSD**

Datum	Stopa	Realizacija
21.10.14	12,99%	93,26%

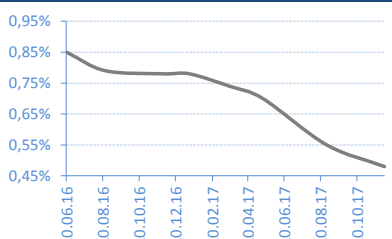


**DRŽAVNE HOV Republike Srbije u Evrima - primarna prodaja**

\* Izvor: MF - Trezor

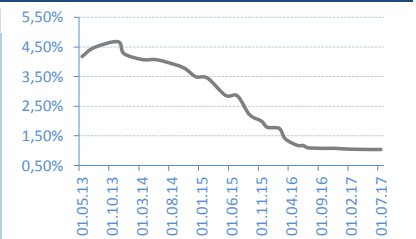
**T-BILLS 53W - EUR**

Datum	Stopa	Realizacija
05.12.17	0,48%	100,00%
30.08.17	0,55%	50,00%
15.05.17	0,70%	91,30%
20.03.17	0,74%	60,00%
12.01.17	0,78%	46,20%
29.11.16	0,78%	100,00%
24.08.16	0,79%	100,00%
20.06.16	0,85%	100,00%



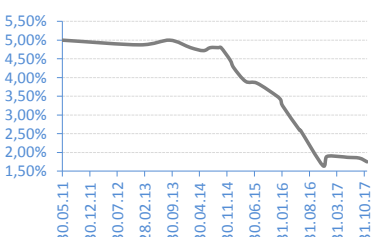
**G-BONDS 2Y - EUR**

Datum	Stopa	Realizacija
12.07.17	1,04%	16,80%
23.05.17	1,04%	99,00%
14.02.17	1,05%	95,35%
06.12.16	1,07%	66,00%
04.11.16	1,08%	23,00%
28.07.16	1,09%	46,01%
21.06.16	1,18%	53,58%
09.06.16	1,18%	35,00%



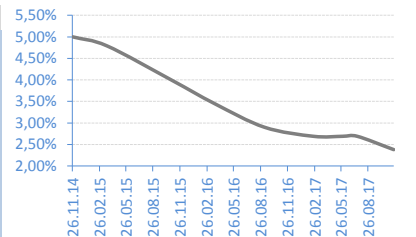
**G-BONDS 3Y - EUR**

Datum	Stopa	Realizacija
20.11.17	1,75%	49,70%
21.09.17	1,85%	100,00%
21.06.17	1,87%	63,17%
24.04.17	1,89%	100,00%
11.01.17	1,89%	57,90%
12.12.16	1,65%	96,43%
22.06.16	2,59%	34,24%
16.06.16	2,59%	99,88%



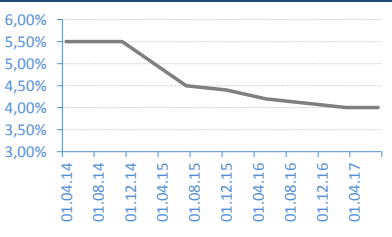
**G-BONDS 5Y - EUR**

Datum	Stopa	Realizacija
21.11.17	2,38%	100,00%
20.07.17	2,69%	100,00%
31.05.17	2,69%	100,00%
21.02.17	2,69%	98,40%
08.09.16	2,90%	100,00%
22.03.16	3,45%	100,00%
27.10.15	4,00%	100,00%
23.03.15	4,79%	82,95%



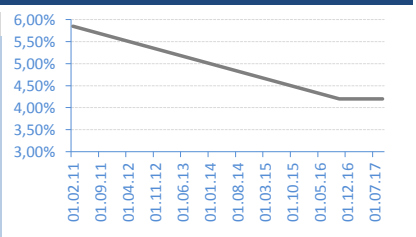
**G-BONDS 10Y - EUR**

Datum	Stopa	Realizacija
13.07.17	4,00%	42,95%
15.03.17	4,00%	65,60%
25.05.16	4,20%	96,00%
04.12.15	4,40%	100,00%
28.07.15	4,50%	76,77%



**G-BONDS 15Y - EUR**

Datum	Stopa	Realizacija
06.09.17	4,20%	70,13%
19.10.16	4,20%	100,00%



## AKCIJE - REGULISANO TRŽIŠTE

## Najtrgovanije HOV

	Simbol	Cena	% Promena	Open	Max	Min	Broj trans	Obim	Promet RSD
Aerodrom Nikola Tesla a.d. Beograd	AERO	1.465	0,69%	1.450	1.465	1.450	105	4.289	6.281.879
NIS a.d. Novi Sad	NIIS	699	-0,14%	697	701	692	113	4.919	3.438.384
Energoprojekt holding a.d. Beograd	ENHL	1.050	0,00%	1.050	1.050	1.050	2	433	454.650
Metalac a.d. Gornji Milanovac	MTLC	2.059	-1,95%	2.100	2.100	2.050	3	161	331.550
Kopaonik a.d. Beograd	KOPB	7.493	6,59%	7.490	7.500	7.490	6	41	307.220

## Dobitnici

	Simbol	Cena	% Promena	Open	Max	Min	Broj trans	Obim	Promet RSD
Tigar a.d. Pirot	TIGR	65	8,33%	65	65	65	1	41	2.665
Kopaonik a.d. Beograd	KOPB	7.493	6,59%	7.490	7.500	7.490	6	41	307.220
Aerodrom Nikola Tesla a.d. Beograd	AERO	1.465	0,69%	1.450	1.465	1.450	105	4.289	6.281.879

## Gubitnici

	Simbol	Cena	% Promena	Open	Max	Min	Broj trans	Obim	Promet RSD
Metalac a.d. Gornji Milanovac	MTLC	2.059	-1,95%	2.100	2.100	2.050	3	161	331.550
Galenika Fitofarmacija a.d. Zemun	FITO	2.735	-0,55%	2.735	2.735	2.735	1	25	68.375
Impol Seval a.d. Sevojno	IMPL	3.409	-0,35%	3.420	3.420	3.400	3	77	262.500
NIS a.d. Novi Sad	NIIS	699	-0,14%	697	701	692	113	4.919	3.438.384

## AKCIJE - MTP

## Najtrgovanije HOV

	Simbol	Cena	% Promena	Ponuda	Tražnja	Broj	Obim	Promet RSD
Stari Tamis a.d. Pancevo	STTM	3.300	1,54%	240	419	2	240	792.000
Crveni signal a.d. Beograd	CRSG	300	0,00%	391	646	3	391	117.300
Geosonda Konsolidacija a.d. Beograd	GSKO	120	-40,00%	4776	4269	1	255	30.600
Uniprom a.d. Novi Pazar	UNPR	500	0,00%	58	2072	1	58	29.000
Rudo a.d. Beograd	RUDO	149	0,00%	630	75	1	75	11.175

## Dobitnici

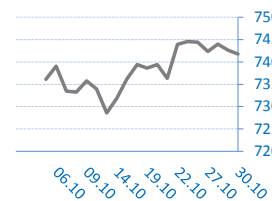
	Simbol	Cena	% Promena	Ponuda	Tražnja	Broj	Obim	Promet RSD
Stari Tamis a.d. Pancevo	STTM	3.300	1,54%	240	419	2	240	792.000

## Gubitnici

	Simbol	Cena	% Promena	Ponuda	Tražnja	Broj	Obim	Promet RSD
Geosonda Konsolidacija a.d. Beograd	GSKO	120	-40,00%	4776	4269	1	255	30.600

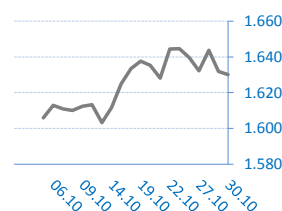
## BELEX15

Vrednost	741,79
Promena	-0,86
%	-0,12%



## BELEXline

Vrednost	1.630,19
Promena	-1,69
%	-0,10%



## Kontakti:

**Srdan Tomašević**

srdjan.tomasevic@erstebank.rs

Devizno tržište

011/220 9116

**Dušan Stević**

dusan.stevic@erstebank.rs

Devizno tržište

011/220 9118

**Danijela Stojanović**

danijela.stojanovic@erstebank.rs

Devizno tržište

011/ 220 9132

**Nenad Đurović**

nenad.djurovic@erstebank.rs

Novčano tržište

011/ 220 9115

**Aleksandra Parčetić**

aleksandra.parcetic@erstebank.rs

Brokersko poslovanje - Hartije od vrednosti

011/220 9159

**Marija Đorđević**

marija.djordjevic@erstebank.rs

Brokersko poslovanje - Hartije od vrednosti

011/220 9181

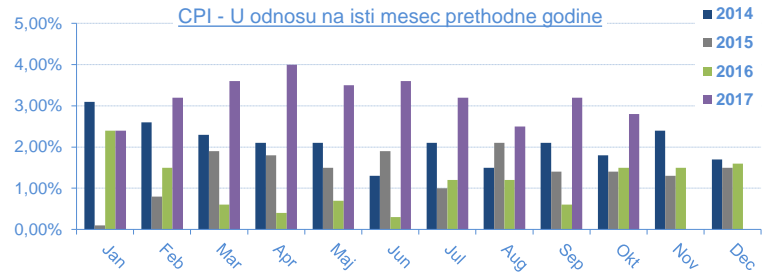
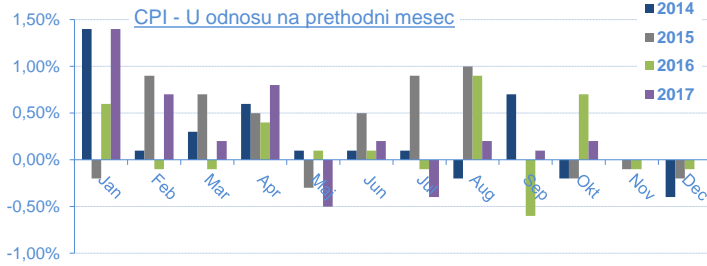
011/220 9110

Izveštaj sačinio Sektor sredstava / Odeljenje Middle office

Informacije i cene iz ovog pregleda dobijene su iz izvora za koje verujemo da su pouzdani ali ne garantujemo njihovu tačnost i potpunost. Navedene informacije su važeće samo u trenutku njihovog sastavljanja a objavljuju se u ciju opšteg informisanja, pri čemu ne predstavljaju bilo kakav oblik investicionog saveta niti preporuke za investiranje niti na bilo koji način obavezuju Erste Bank ad Novi Sad u pogledu odgovornosti za štetu nastalu upotrebom informacija iz ovog pregleda.

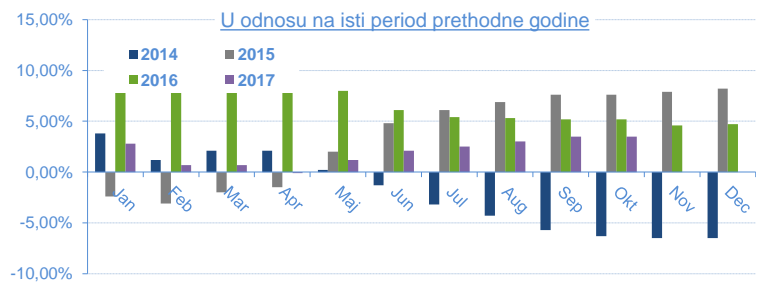
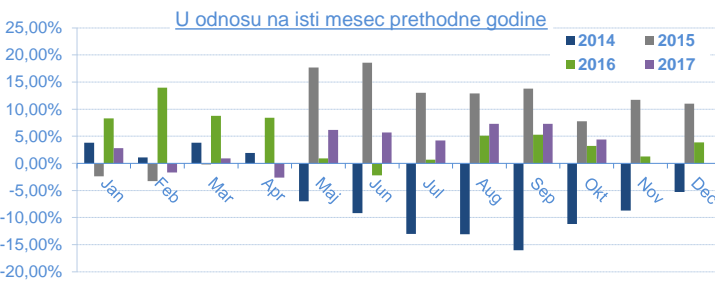
**Indeks potrošačkih cena (Consumer Price Index - CPI)**

	Jan	Feb	Mar	Apr	Maj	Jun	Jul	Aug	Sep	Okt	Nov	Dec
U odnosu na prethodni mesec	1,40%	0,70%	0,20%	0,80%	-0,50%	0,20%	-0,40%	0,20%	0,10%	0,20%		
U odnosu na isti mesec 2016.	2,40%	3,20%	3,60%	4,00%	3,50%	3,60%	3,20%	2,50%	3,20%	2,80%		
U odnosu na decembar 2016.	1,40%	2,20%	2,40%	3,20%	2,70%	2,90%	2,50%	2,70%	2,80%	3,00%		
Datum objavljivanja	23.02.17	13.03.17	12.04.17	12.05.17	12.06.17	12.07.17	11.08.17	12.09.17	12.10.17	13.11.17		



**INDUSTRIJSKA PROIZVODNJA**

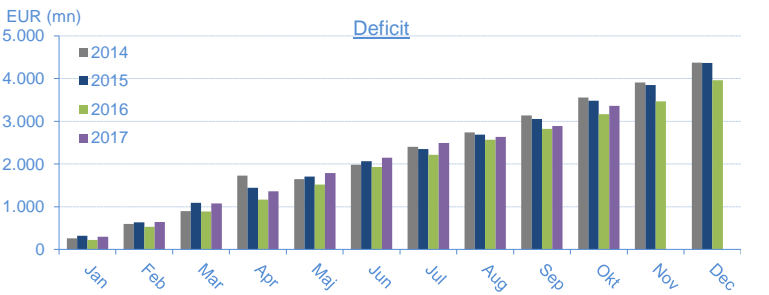
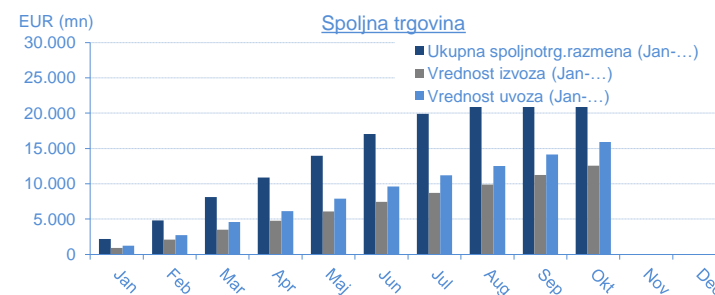
	Jan	Feb	Mar	Apr	Maj	Jun	Jul	Aug	Sep	Okt	Nov	Dec
U odnosu na isti mesec 2016	2,80%	-1,70%	0,90%	-2,60%	6,20%	5,70%	4,20%	7,30%	7,30%	4,40%		
U odnosu na isti period 2016 (jan-...)	2,80%	0,70%	0,70%	-0,10%	1,20%	2,10%	2,50%	3,00%	3,50%	3,50%		
U odnosu na prosek 2016	12,70%	-8,20%	6,00%	-0,90%	5,90%	5,60%	2,00%	4,80%	7,90%	11,30%		
Datum objavljivanja	28.02.17	03.04.17	28.04.17	31.05.17	30.06.17	31.07.17	31.08.17	29.09.17	31.10.17	30.11.17		



**SPOLJNOTRGOVINSKA ROBNA RAZMENA**

\* u eur mln

Mesec	Jan	Feb	Mar	Apr	Maj	Jun	Jul	Aug	Sep	Okt	Nov	Dec
Ukupna spoljnotrg.razmena (Jan-...)	2.173,70	4.793,20	8.100,60	10.877,00	13.987,20	17.067,90	19.890,50	22.418,80	25.401,10	28.476,00		
Promena (u odnosu na isti period 2016.)	13,20%	10,30%	14,70%	12,50%	14,00%	13,20%	13,10%	13,20%	13,30%	13,70%		
Vrednost izvoza (Jan-...)	937,00	2.075,60	3.510,20	4.756,90	6.098,40	7.461,50	8.698,30	9.891,10	11.254,10	12.556,30		
Promena (u odnosu na isti period 2016.)	10,10%	8,50%	13,60%	11,80%	13,40%	13,60%	13,20%	13,40%	13,40%	13,50%		
Vrednost uvoza (Jan-...)	1.236,70	2.717,60	4.590,40	6.120,10	7.888,80	9.606,40	11.192,20	12.527,70	14.147,00	15.919,70		
Promena (u odnosu na isti period 2016.)	15,60%	11,70%	15,50%	13,00%	14,40%	12,90%	13,10%	13,10%	13,10%	13,90%		
Deficit (jan-...)	299,70	642,00	1.080,30	1.363,20	1.790,40	2.145,00	2.493,90	2.636,60	2.892,90	3.363,40		
Promena (u odnosu na isti period 2016.)	36,90%	23,70%	17,50%	17,50%	18,00%	10,40%	12,70%	11,80%	11,80%	15,40%		
Pokrivenost uvoza izvozom	75,70%	76,40%	76,50%	77,70%	77,30%	77,70%	77,70%	78,90%	79,6%	78,9%		
Datum objavljivanja	17.03.17	03.04.17	28.04.17	31.05.17	30.06.17	31.07.17	31.08.17	29.09.17	31.10.17	30.11.17		



**BUDŽETSKI DEFICIT**

\* u rsd mln

Budžetski deficit u 2016.	-7.947,12
Januar 2017	19.003,70
Februar 2017	-7.494,12
Mart 2017	-4.356,63
April 2017	3.554,20
Maj 2017	1.779,77
Jun 2017	20.679,14
Jul 2017	26.896,77
Avgust 2017	6.451,93
Septembar 2017	119,69
Oktobar 2017	
Novembar 2017	
Decembar 2017	
Budžetski deficit u 2017.	66.634,45
Planirani deficit u 2017.	-69.100,00
Ostvarenje plana	-96,43%
Datum ažuriranja	07.11.17

