

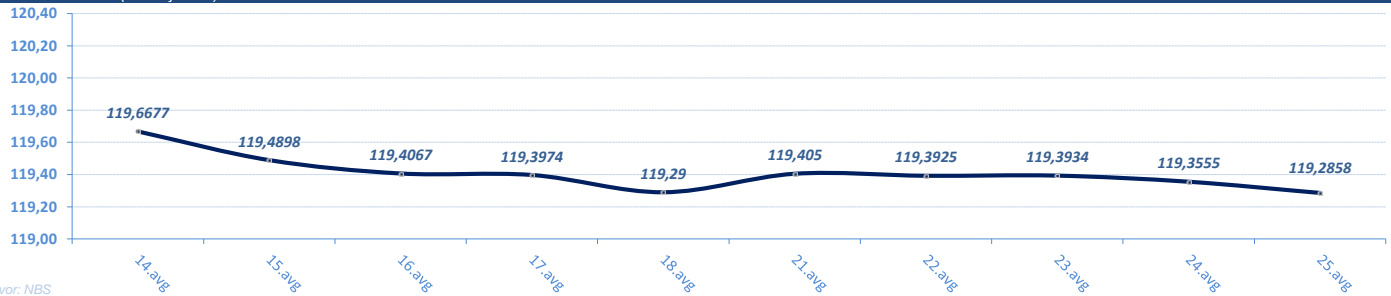
VESTI

► **SREDNJI KURS EUR/RSD**: Dinar ojačao u odnosu na evro za 0,07 dinara, srednji kurs 119,2858. Obim međubankarske trgovine evrom na dan 24. avgust do 12:30h iznosio je 34,6 miliona evra. NBS je intervenisala na međubankarskom deviznom tržištu kupovinom 30 miliona evra (od početka godine ukupno prodala 345 miliona evra i kupila 875 miliona evra).

► **BEOGRADSKA BERZA**: Indeksi zabeležili rast vrednosti, BELEX15 veći za 0,28 odsto, BELEXlajn za 1,14 odsto. Promet veći u odnosu na prethodni dan, na regulisanom tržištu najviše trgovano akcijama Halk banke, Impol Seval-a, Energoprojekt holdinga, Messer Tehnogas-a i NIS-a.

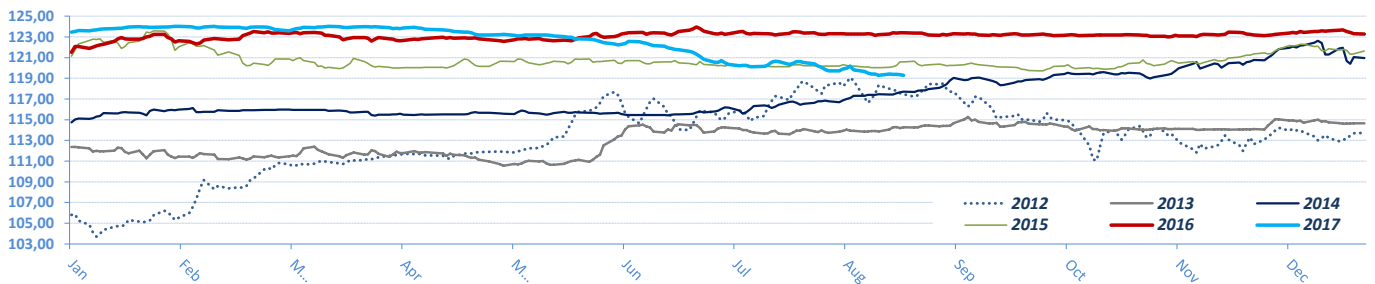
DEVIZNO TRŽIŠTE

EUR / RSD (Srednji kurs) ► 10 dana

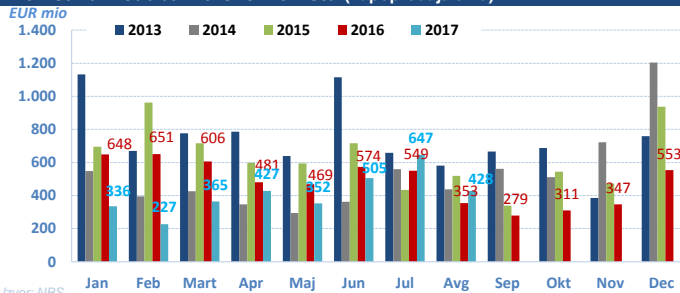


Izvor: NBS

EUR / RSD (Srednji kurs) ► Jan -

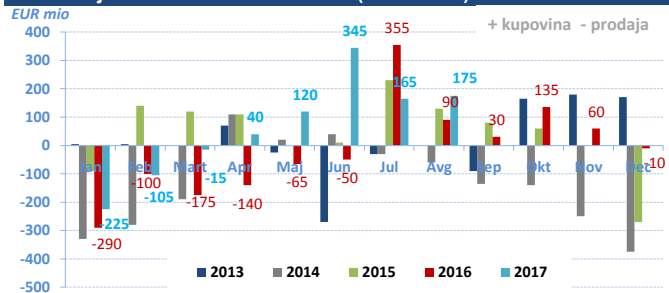


Promet na međubankarskom tržištu (kupoprodaja evra)

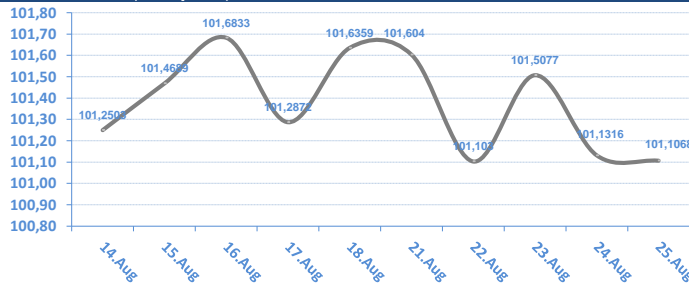


Izvor: NBS

Intervencije NBS na deviznom tržištu (Neto iznos)

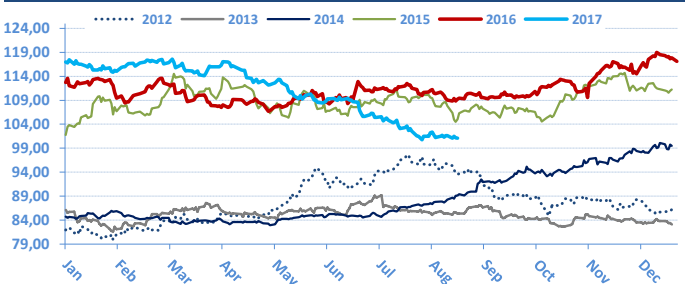


USD / RSD (Srednji kurs) ► 10 dana



Izvor: NBS

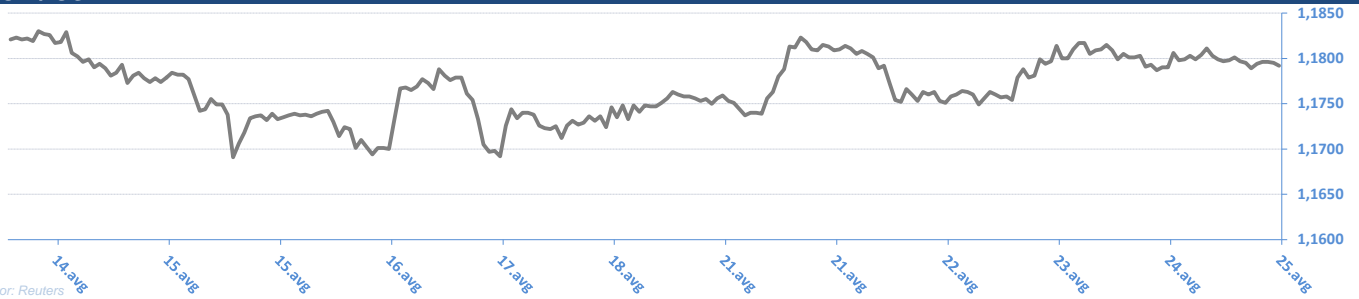
USD / RSD (Srednji kurs) ► Jan -



Mesečna promena				Godišnja promena					
	EUR/RSD	%	USD/RSD	%	EUR/RSD	%	USD/RSD	%	
01.08.17	120,1830	-0,30%	101,5574	-3,85%	25.08.17	119,2858	-3,37%	101,1068	-14,75%
03.07.17	120,5452	-1,65%	105,6210	-3,12%	04.01.17	123,4512	1,59%	118,6004	6,34%
01.06.17	122,5722	-0,50%	109,0209	-3,24%	04.01.16	121,5145	0,30%	111,5324	9,90%
03.05.17	123,1888	-0,56%	112,6658	-2,84%	05.01.15	121,1543	5,58%	101,4863	20,72%
03.04.17	123,8850	0,03%	115,9646	-1,13%	03.01.14	114,7559	2,14%	84,0641	-1,67%
01.03.17	123,8434	-0,13%	117,2871	2,02%	03.01.13	112,3495	6,20%	85,4889	5,32%
01.02.17	124,0022	0,45%	114,9659	-3,06%	04.01.12	105,7880	-0,21%	81,1693	2,16%
04.01.17	123,4512	0,27%	118,6004	2,30%	04.01.11	106,0156	10,47%	79,4541	18,48%
01.12.16	123,1148	0,05%	115,9382	3,35%	05.01.10	95,9679	7,17%	67,0635	4,25%
01.11.16	123,0563	-0,13%	112,1753	2,31%	05.01.09	89,5436	12,27%	64,3273	18,68%
03.10.16	123,2139	0,05%	109,6404	-0,70%	03.01.08	79,7577	-0,05%	54,2016	-10,58%
01.09.16	123,1498	-0,07%	110,4185	0,11%	04.01.07	79,8000	-7,21%	60,6153	-14,94%
01.08.16	123,2419		110,2934		04.01.06	86,0010		71,2629	

EUR / USD

► 10 dana

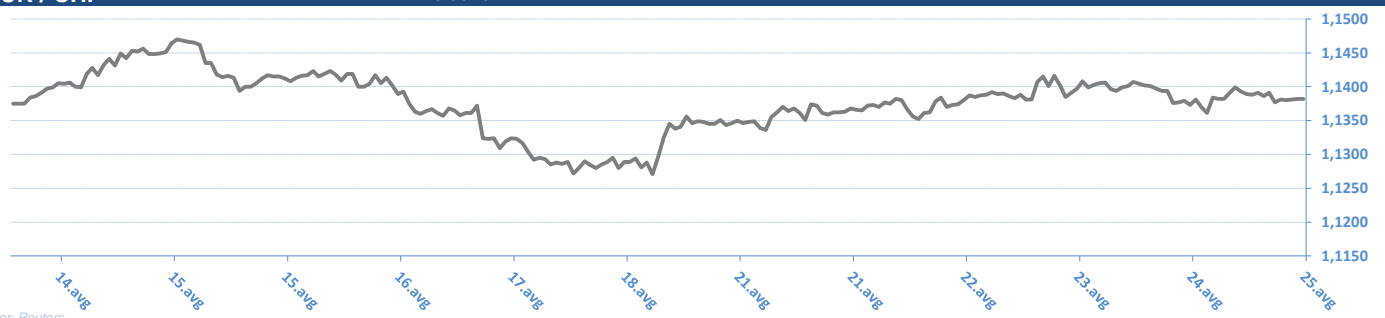


EUR / USD



EUR / CHF

► 10 dana



EUR / CHF



25.08.2017 08:39:29

EUR / XX

Valutni par	Kupovni	Prodajni
EUR/USD	1,1791	1,1795
EUR/JPY	129,2400	129,2800
EUR/GBP	0,9208	0,9212
EUR/CHF	1,1383	1,1386
EUR/DKK	7,4376	7,4381
EUR/NOK	9,2441	9,2496
EUR/SEK	9,5171	9,5201
EUR/CAD	1,4752	1,4762
EUR/AUD	1,4922	1,4925
EUR/HUF	304,1700	304,2800
EUR/CZK	26,0920	26,1220
EUR/PLN	4,2570	4,2584
EUR/HRK	7,4120	7,4170
EUR/RUB	69,7436	69,7954
EUR/NZD	1,6353	1,6357

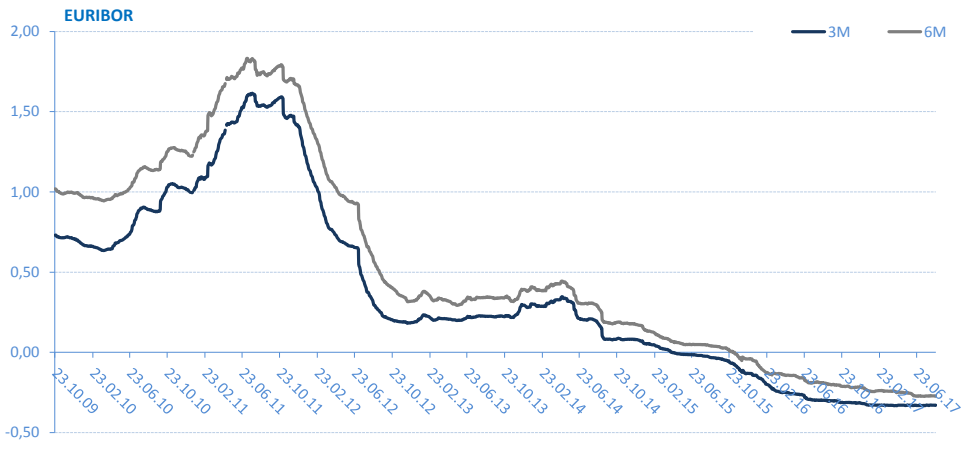
USD / XX

Valutni par	Kupovni	Prodajni
USD/EUR	0,8478	0,8478
USD/JPY	109,6100	109,6400
USD/GBP	0,7809	0,7809
USD/CHF	0,9652	0,9655
USD/DKK	6,3069	6,3079
USD/NOK	7,8391	7,8431
USD/SEK	8,0691	8,0741
USD/CAD	1,2511	1,2512
USD/AUD	1,2650	1,2658
USD/HUF	257,8800	258,1000
USD/CZK	22,1110	22,1460
USD/SKK	21,5460	21,6000
USD/PLN	3,6098	3,6113
USD/HRK	6,2840	6,2899
USD/RUB	59,1620	59,1710
USD/NZD	1,3866	1,3873

EURIBOR

SW	-0,379
2W	-0,376
1M	-0,371
3M	-0,329
6M	-0,272
1Y	-0,159

* Izvor: Reuters; Objavljeno prethodnog radnog dana



Kamatne stope Centralnih Banaka

CB	Kamatna stopa
USD	1,25
EUR	0,00
GBP	0,25
CAD	0,75
AUD	1,50
JPY	0,10

* Izvor: Reuters; Objavljeno prethodnog radnog dana

REFERENTNA KAMATNA STOPA NBS

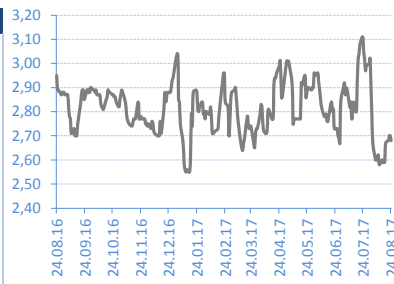
Date	Rate	Promena (%)
08.09.16	4,00%	0,00%
11.08.16	4,00%	0,00%
07.07.16	4,00%	-5,88%
09.06.16	4,25%	0,00%
17.05.16	4,25%	0,00%
07.04.16	4,25%	0,00%
17.03.16	4,25%	0,00%
11.02.16	4,25%	-5,56%
12.11.15	4,50%	0,00%
14.10.15	4,50%	0,00%



* Izvor: NBS

BEONIA

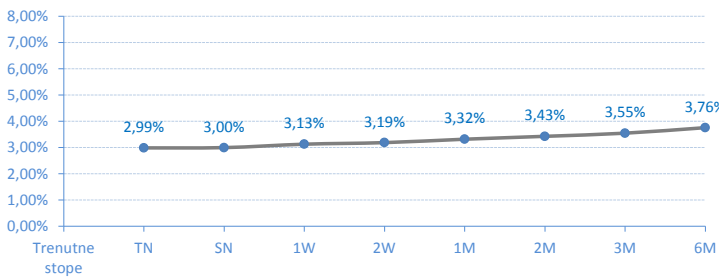
Date	Rate	Promena (%)
24.08.17	2,68%	-0,74%
23.08.17	2,70%	0,00%
22.08.17	2,70%	0,75%
21.08.17	2,68%	0,37%
18.08.17	2,67%	3,09%
17.08.17	2,59%	0,00%
16.08.17	2,59%	0,00%
15.08.17	2,59%	-0,38%
14.08.17	2,60%	0,78%
11.08.17	2,58%	



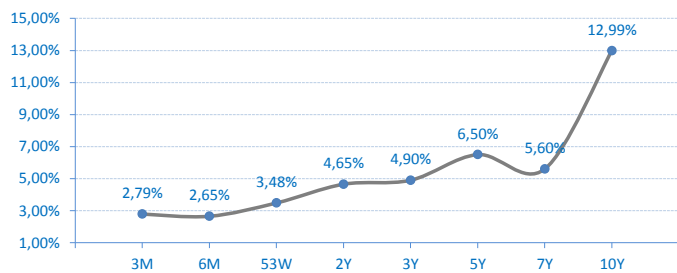
* Izvor: Reuters; Objavljeno prethodnog radnog dana

Kamatne stope/Prinos na tržištu

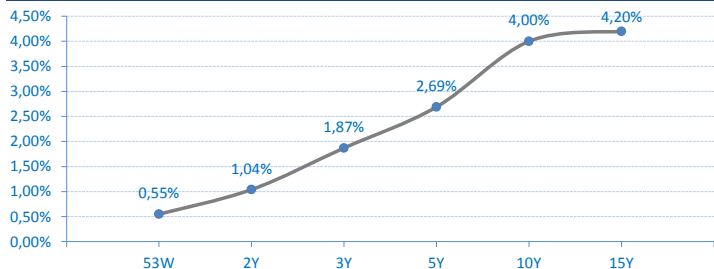
Belibor



Državne HOV Republike Srbije u Dinarima - prinosi sa poslednje aukcije



Državne HOV Republike Srbije u Evrima - prinosi sa poslednje aukcije

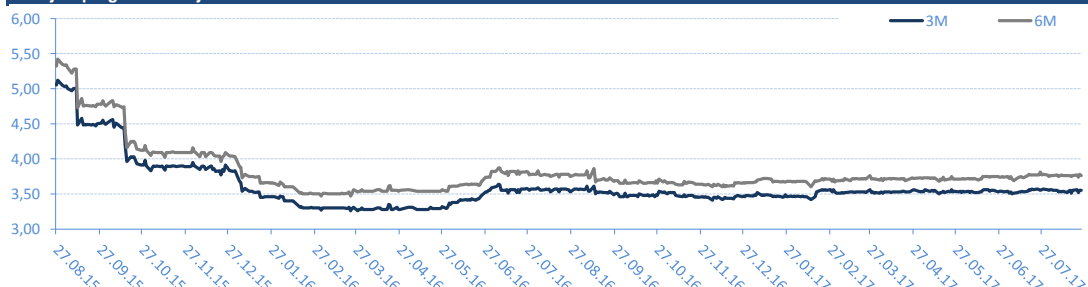


BELIBOR

Trenutne stope	
TN	2,99%
SN	3,00%
1W	3,13%
2W	3,19%
1M	3,32%
2M	3,43%
3M	3,55%
6M	3,76%

* Objavljeno prethodnog radnog dana

Istorijski pregled kretanja 6M i 3M Belibor-a

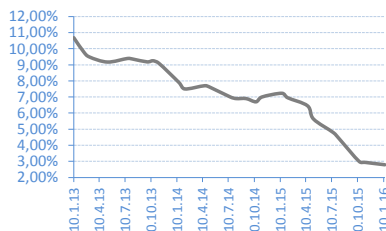


DRŽAVNE HOV Republike Srbije u Dinarima - primarna prodaja

* Izvor: MF - Trezor

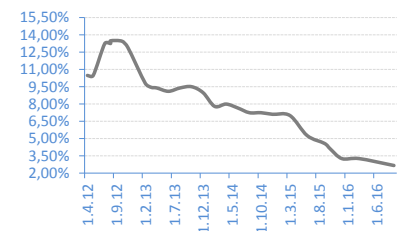
T-BILLS 3M - RSD

Datum	Stopa	Realizacija
14.01.16	2,79%	100,00%
05.11.15	2,94%	100,00%
15.10.15	3,00%	92,18%
06.08.15	4,40%	96,26%
16.07.15	4,79%	98,47%
07.05.15	5,63%	92,92%
16.04.15	6,45%	100,00%
05.02.15	6,95%	45,05%



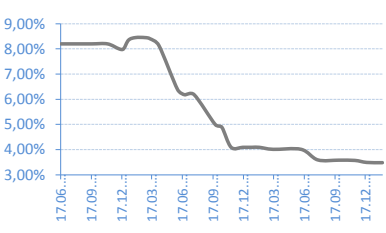
T-BILLS 6M - RSD

Datum	Stopa	Realizacija
01.09.16	2,65%	23,03%
03.03.16	3,25%	96,46%
03.12.15	3,25%	97,22%
08.10.15	4,09%	100,00%
03.09.15	4,57%	87,90%
04.06.15	5,25%	93,30%
05.03.15	7,00%	21,33%
04.12.14	7,10%	100,00%



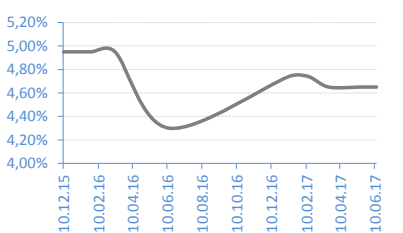
T-BILLS 53W - RSD

Datum	Stopa	Realizacija
06.02.17	3,48%	17,91%
21.12.16	3,49%	32,22%
15.11.16	3,57%	46,64%
28.09.16	3,58%	52,92%
27.07.16	3,59%	49,07%
07.06.16	4,01%	78,06%
15.03.16	4,01%	16,73%
02.02.16	4,09%	63,42%



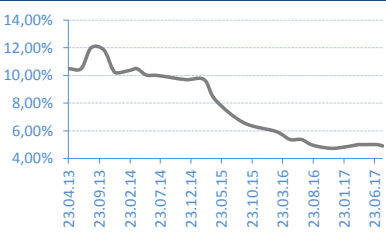
G-BONDS 2Y - RSD

Datum	Stopa	Realizacija
13.06.17	4,65%	51,56%
16.05.17	4,65%	43,95%
21.03.17	4,65%	100,00%
13.02.17	4,74%	78,80%
10.01.17	4,74%	23,25%
13.06.16	4,30%	95,67%
10.03.16	4,95%	56,41%
28.01.16	4,95%	38,44%



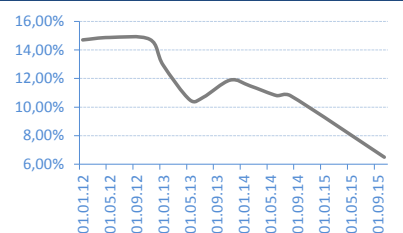
G-BONDS 3Y - RSD

Datum	Stopa	Realizacija
02.08.17	4,90%	81,63%
06.07.17	5,00%	50,54%
04.05.17	5,00%	39,44%
11.04.17	5,00%	96,73%
03.04.17	5,00%	100,00%
15.12.16	4,74%	91,48%
13.10.16	4,79%	55,21%
11.08.16	5,00%	81,81%



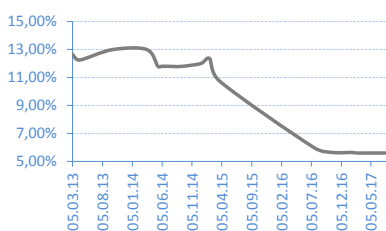
G-BONDS 5Y - RSD

Datum	Stopa	Realizacija
20.10.15	6,50%	69,94%
19.08.14	10,80%	60,89%
25.06.14	10,80%	57,49%
04.02.14	11,48%	31,29%
19.11.13	11,89%	99,01%
23.07.13	10,69%	7,34%
28.05.13	10,50%	25,31%
22.01.13	12,94%	100,00%




G-BONDS 7Y - RSD

Datum	Stopa	Realizacija
25.07.17	5,60%	37,14%
17.05.17	5,60%	43,41%
23.02.17	5,60%	22,35%
26.01.17	5,64%	37,50%
25.10.16	5,64%	93,74%
19.07.16	5,98%	94,41%
24.03.15	10,75%	100,00%
03.02.15	12,34%	78,28%



G-BONDS 10Y - RSD

Datum	Stopa	Realizacija
21.10.14	12,99%	93,26%

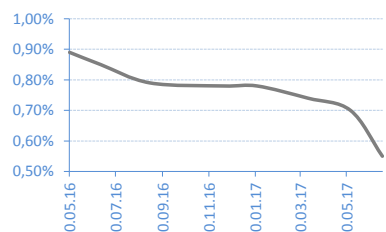


DRŽAVNE HOV Republike Srbije u Evrima - primarna prodaja

* Izvor: MF - Trezor

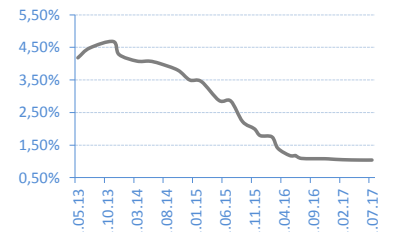
T-BILLS 53W - EUR

Datum	Stopa	Realizacija
26.06.17	0,55%	53,72%
15.05.17	0,70%	91,30%
20.03.17	0,74%	60,00%
12.01.17	0,78%	46,20%
29.11.16	0,78%	100,00%
24.08.16	0,79%	100,00%
20.06.16	0,85%	100,00%
10.05.16	0,89%	100,00%



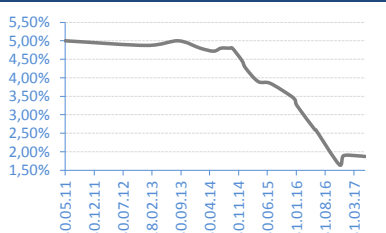
G-BONDS 2Y - EUR

Datum	Stopa	Realizacija
12.07.17	1,04%	16,80%
23.05.17	1,04%	99,00%
14.02.17	1,05%	95,35%
06.12.16	1,07%	66,00%
04.11.16	1,08%	23,00%
28.07.16	1,09%	46,01%
21.06.16	1,18%	53,58%
09.06.16	1,18%	35,00%



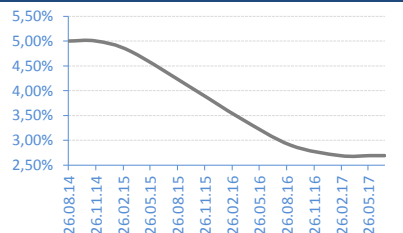
G-BONDS 3Y - EUR

Datum	Stopa	Realizacija
21.06.17	1,87%	63,17%
24.04.17	1,89%	100,00%
11.01.17	1,89%	57,90%
12.12.16	1,65%	96,43%
22.06.16	2,59%	34,24%
16.06.16	2,59%	99,88%
03.02.16	3,25%	100,00%
21.01.16	3,40%	76,75%



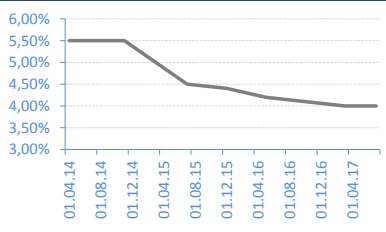
G-BONDS 5Y - EUR

Datum	Stopa	Realizacija
20.07.17	2,69%	100,00%
31.05.17	2,69%	100,00%
21.02.17	2,69%	98,40%
08.09.16	2,90%	100,00%
22.03.16	3,45%	100,00%
27.10.15	4,00%	100,00%
23.03.15	4,79%	82,95%
26.11.14	5,00%	59,99%



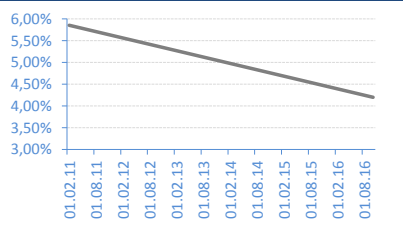
G-BONDS 10Y - EUR

Datum	Stopa	Realizacija
13.07.17	4,00%	42,95%
15.03.17	4,00%	65,60%
25.05.16	4,20%	96,00%
04.12.15	4,40%	100,00%
28.07.15	4,50%	76,77%



G-BONDS 15Y - EUR

Datum	Stopa	Realizacija
19.10.16	4,20%	100,00%
14.02.11	5,85%	48,68%



AKCIJE - REGULISANO TRŽIŠTE

Najtrgovanije HOV

	Simbol	Cena	% Promena	Open	Max	Min	Broj trans	Obim	Promet RSD
Halkbank a.d. , Beograd	CCNB	10.000	5,25%	9.999	10.000	9.999	31	18.200	181.999.657
Impol Seval a.d. Sevojno	IMPL	3.999	-0,07%	3.990	4.000	3.901	17	618	2.471.214
Energoprojekt holding a.d. Beograd	ENHL	1.204	-0,08%	1.201	1.205	1.201	5	767	923.435
Messer Tehnogas a.d. Beograd	TGAS	11.500	3,58%	11.500	11.500	11.500	1	70	805.000
NIS a.d. Novi Sad	NIIS	686	-0,87%	685	687	685	26	818	561.106

Dobitnici

	Simbol	Cena	% Promena	Open	Max	Min	Broj trans	Obim	Promet RSD
Soja protein a.d. Becej	SJPT	449	12,25%	450	450	410	5	290	130.340
Energoprojekt Entel a.d. Beograd	EPEN	14.769	11,91%	15.800	15.800	13.808	5	27	398.754
Veterinarski zavod Subotica a.d. Subotica	VZAS	145	11,54%	145	145	145	1	20	2.900
Halkbank a.d. , Beograd	CCNB	10.000	5,25%	9.999	10.000	9.999	31	18.200	181.999.657
Messer Tehnogas a.d. Beograd	TGAS	11.500	3,58%	11.500	11.500	11.500	1	70	805.000

Gubitnici

	Simbol	Cena	% Promena	Open	Max	Min	Broj trans	Obim	Promet RSD
Progres u restrukturiranju a.d. Beograd	PRGS	11	-15,38%	11	11	11	1	300	3.300
Energoprojekt industrija a.d. Beograd	EPIN	2.900	-2,16%	2.900	2.900	2.900	1	139	403.100
Komercijalna banka a.d. Beograd	KMBNPB	930	-2,00%	930	930	930	1	88	81.840
Lasta a.d. Beograd	LSTA	548	-1,26%	545	550	545	3	119	65.157
NIS a.d. Novi Sad	NIIS	686	-0,87%	685	687	685	26	818	561.106

AKCIJE - MTP

Najtrgovanije HOV

	Simbol	Cena	% Promena	Ponuda	Tražnja	Broj	Obim	Promet RSD
Vodoprivredno preduzece a.d. Cuprija	VDPC	4.000	0,00%	356	506	4	356	1.424.000
Podunavlje a.d. Celarevo	PDCL	5.000	-0,02%	20	20	1	20	100.000
Auto kuca 21. maj a.d. Beograd	AKDM	330	-5,71%	1463	295	11	295	97.350
Revnost a.d. Novi Sad	RVST	1.930	0,00%	42	62	3	42	81.060
Central a.d. Vrbas	CTVB	510	0,00%	132	931	2	132	67.320

Dobitnici

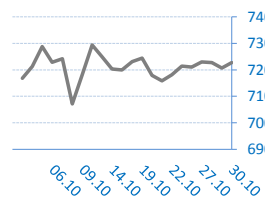
	Simbol	Cena	% Promena	Ponuda	Tražnja	Broj	Obim	Promet RSD
Hempro a.d. Beograd	HMBG	460	23,66%	113	367	3	88	40.480

Gubitnici

	Simbol	Cena	% Promena	Ponuda	Tražnja	Broj	Obim	Promet RSD
Utva silosi a.d. Kovin	UTSI	515	-24,82%	124	87	5	59	30.385
Auto kuca 21. maj a.d. Beograd	AKDM	330	-5,71%	1463	295	11	295	97.350
Jugoprevoz Krusevac a.d. Krusevac	JGPK	1999	-4,81%	20	13	1	3	5.997
Podunavlje a.d. Celarevo	PDCL	5000	-0,02%	20	20	1	20	100.000

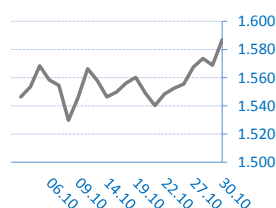
BELEX15

Vrednost	722,78
Promena	2,04
%	0,28%



BELEXline

Vrednost	1.586,70
Promena	17,85
%	1,14%



Kontakti:

Srdan Tomašević

srđjan.tomasevic@erstebank.rs
Devizno tržište
011/220 9116

Dušan Stević

dusan.stevic@erstebank.rs
Devizno tržište
011/220 9118

Danijela Stojanović

danijela.stojanovic@erstebank.rs
Devizno tržište
011/ 220 9132

Nenad Đurović

nenad.djurovic@erstebank.rs
Novčano tržište
011/ 220 9115

Aleksandra Parčetić

aleksandra.parcetic@erstebank.rs

Marija Đorđević

marija.djordjevic@erstebank.rs

Brokersko poslovanje - Hartije od vrednosti Brokersko poslovanje - Hartije od vrednosti

011/220 9159

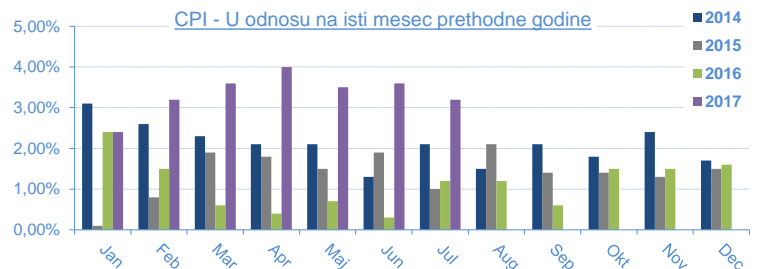
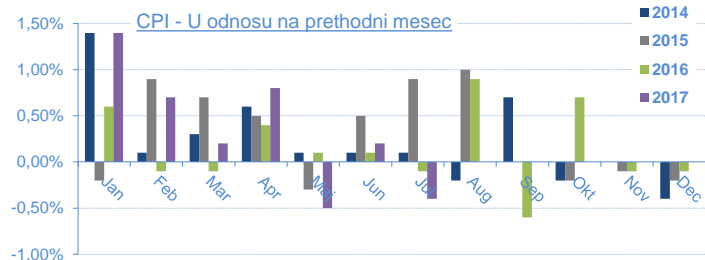
011/220 9181
011/220 9110

Izveštaj sačinio Sektor sredstava / Odeljenje Middle office

Informacije i cene iz ovog pregleda dobijene su iz izvora za koje verujemo da su pouzdani ali ne garantujemo njihovu tačnost i potpunost. Navedene informacije su važeće samo u trenutku njihovog sastavljanja a objavljuju se u ciju opšteg informisanja, pri čemu ne predstavljaju bilo kakav oblik investicionog saveta niti preporuke za investiranje niti na bilo koji način obavezuju Erste Bank ad Novi Sad u pogledu odgovornosti za štetu nastalu upotrebom informacija iz ovog pregleda.

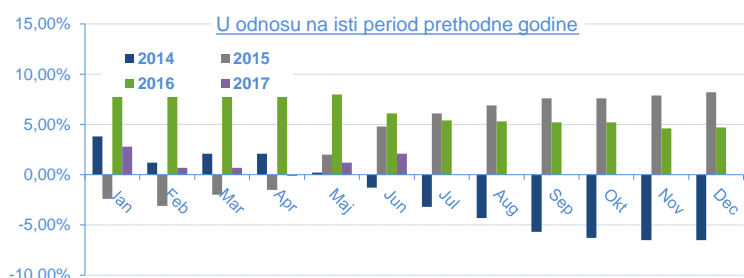
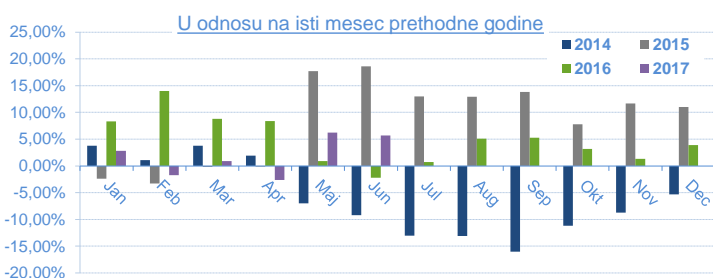
Indeks potrošačkih cena (Consumer Price Index - CPI)

	Jan	Feb	Mar	Apr	Maj	Jun	Jul	Aug	Sep	Okt	Nov	Dec
U odnosu na prethodni mesec	1,40%	0,70%	0,20%	0,80%	-0,50%	0,20%	-0,40%					
U odnosu na isti mesec 2016.	2,40%	3,20%	3,60%	4,00%	3,50%	3,60%	3,20%					
U odnosu na decembar 2016.	1,40%	2,20%	2,40%	3,20%	2,70%	2,90%	2,50%					
Datum objavljivanja	23.02.17	13.03.17	12.04.17	12.05.17	12.06.17	12.07.17	11.08.17					



INDUSTRIJSKA PROIZVODNJA

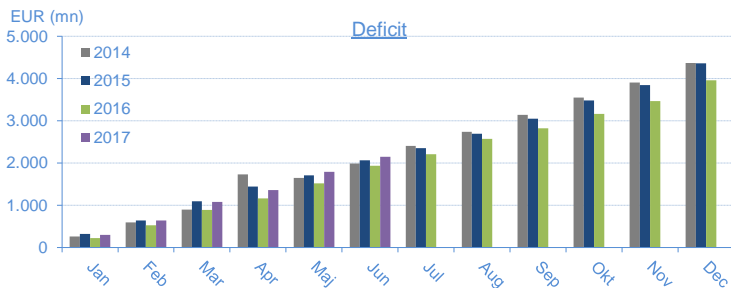
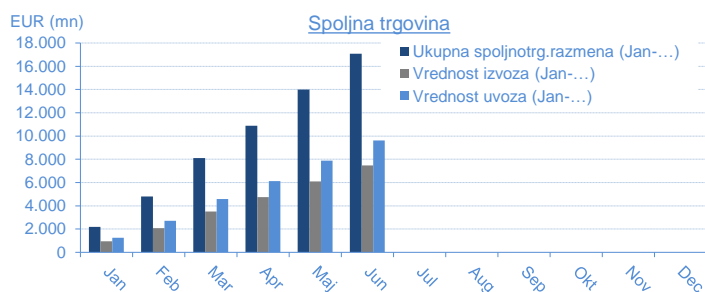
	Jan	Feb	Mar	Apr	Maj	Jun	Jul	Aug	Sep	Okt	Nov	Dec
U odnosu na isti mesec 2016	2,80%	-1,70%	0,90%	-2,60%	6,20%	5,70%						
U odnosu na isti period 2016 (jan-...)	2,80%	0,70%	0,70%	-0,10%	1,20%	2,10%						
U odnosu na prosek 2016	12,70%	-8,20%	6,00%	-0,90%	5,90%	5,60%						
Datum objavljivanja	28.02.17	03.04.17	28.04.17	31.05.17	30.06.17	31.07.17						



SPOLJNOTRGOVINSKA ROBNA RAZMENA

* u eur mln

Mesec	Jan	Feb	Mar	Apr	Maj	Jun	Jul	Aug	Sep	Okt	Nov	Dec
Ukupna spoljnotrg.razmena (Jan-...)	2.173,70	4.793,20	8.100,60	10.877,00	13.987,20	17.067,90						
Promena (u odnosu na isti period 2016.)	13,20%	10,30%	14,70%	12,50%	14,00%	13,20%						
Vrednost izvoza (Jan-...)	937,00	2.075,60	3.510,20	4.756,90	6.098,40	7.461,50						
Promena (u odnosu na isti period 2016.)	10,10%	8,50%	13,60%	11,80%	13,40%	13,60%						
Vrednost uvoza (Jan-...)	1.236,70	2.717,60	4.590,40	6.120,10	7.888,80	9.606,40						
Promena (u odnosu na isti period 2016.)	15,60%	11,70%	15,50%	13,00%	14,40%	12,90%						
Deficit (jan-...)	299,70	642,00	1.080,30	1.363,20	1.790,40	2.145,00						
Promena (u odnosu na isti period 2016.)	36,90%	23,70%	22,20%	17,50%	18,00%	10,40%						
Pokrivenost uvoza izvozom	75,70%	76,40%	76,50%	77,70%	77,30%	77,70%						
Datum objavljivanja	17.03.17	03.04.17	28.04.17	31.05.17	30.06.17	31.07.17						



BUDŽETSKI DEFICIT

* u rsd mln

Budžetski deficit u 2016.	-7.947,12
Januar 2017	19.003,70
Februar 2017	-7.494,12
Mart 2017	-4.356,63
April 2017	3.554,20
Maj 2017	1.779,77
Jun 2017	20.679,14
Jul 2017	
Avugst 2017	
Septembar 2017	
Oktoibar 2017	
Novembar 2017	
Decembar 2017	
Budžetski deficit u 2017.	33.166,06
Planirani deficit u 2017.	-69.100,00
Ostvarenje plana	-48,00%
Datum ažuriranja	26.07.17

