

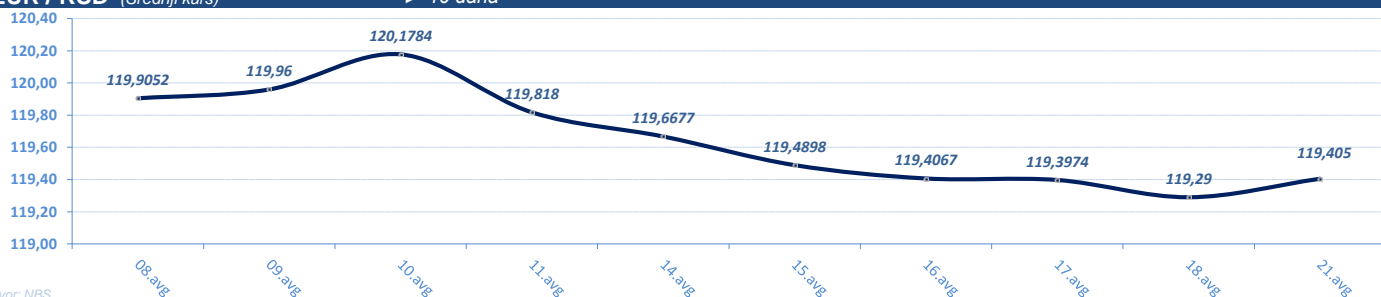
VESTI

► **SREDNJI KURS EUR/RSD**: Dinar oslabio u odnosu na evro za 0,115 dinara, srednji kurs 119,405. Obim međubankarske trgovine evrom na dan 18. avgust do 12:30h iznosio je 5,3 miliona evra. NBS nije intervenisala na međubankarskom deviznom tržištu (od početka godine ukupno prodala 345 miliona evra i kupila 815 miliona evra).

► **BEOGRADSKA BERZA**: Indeksi zabeležili suprotne promene vrednosti, BELEX15 manji za 0,05 odsto, BELEXlajn veći za 0,20 odsto. Promet manji u odnosu na prethodni dan, na regulisanom tržištu najviše trgovano akcijama Dunav Osiguranja, Impol Sevala, Energoprojekt holdinga, Kopaonika i NIS-a.

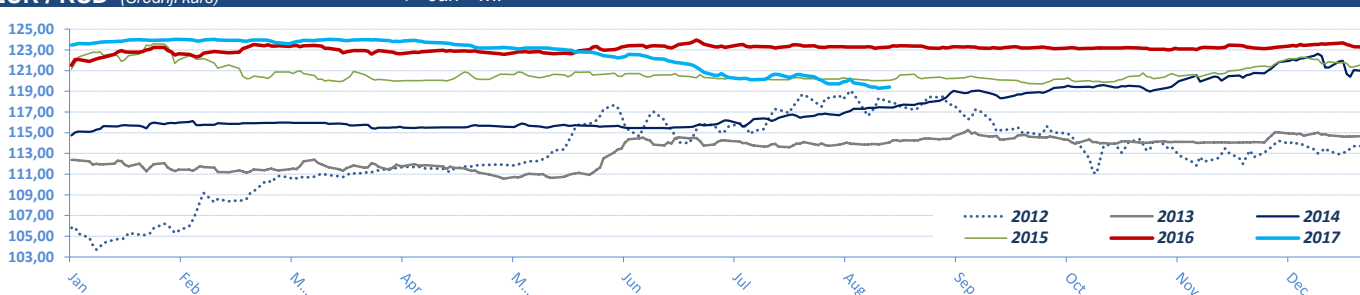
DEVIZNO TRŽIŠTE

EUR / RSD (Srednji kurs) ► 10 dana

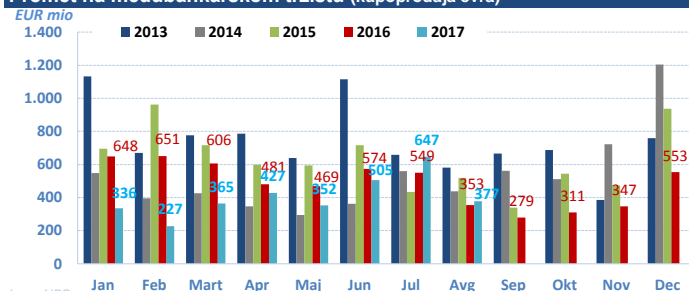


Izvor: NBS

EUR / RSD (Srednji kurs) ► Jan -

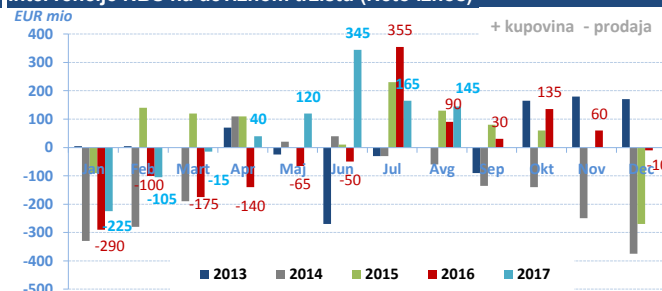


Promet na međubankarskom tržištu (kupoprodaja evra)

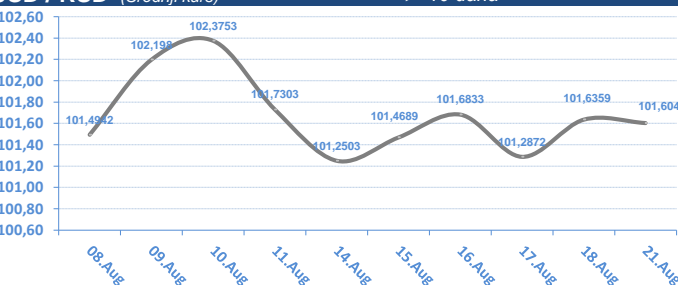


Izvor: NBS

Intervencije NBS na deviznom tržištu (Neto iznos)

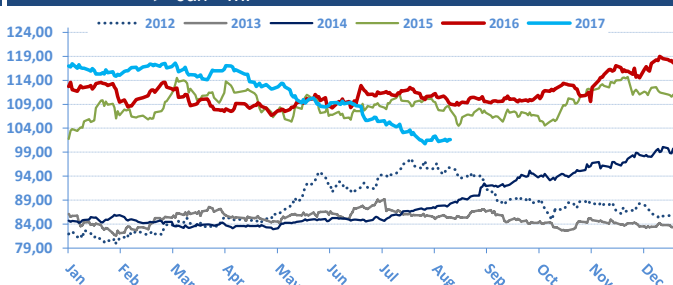


USD / RSD (Srednji kurs) ► 10 dana



Izvor: NBS

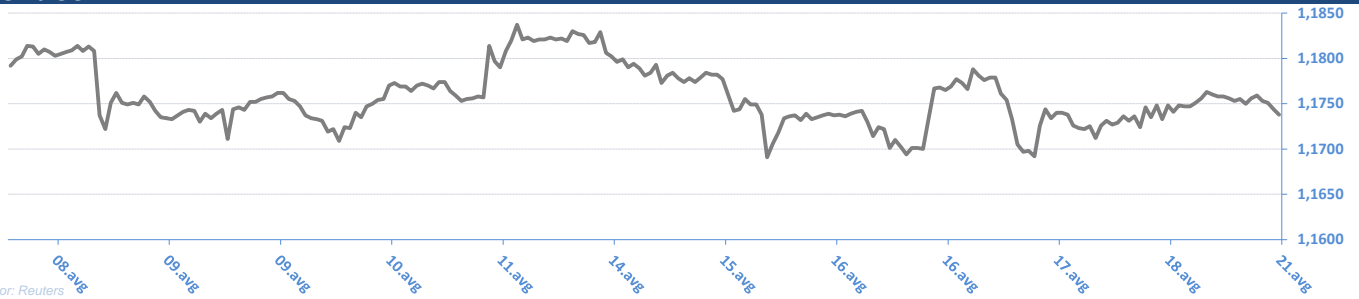
USD / RSD (Srednji kurs) ► Jan -



Mesečna promena				Godišnja promena					
	EUR/RSD	%	USD/RSD	%	EUR/RSD	%	USD/RSD	%	
01.08.17	120,1830	-0,30%	101,5574	-3,85%	21.08.17	119,4050	-3,28%	101,6040	-14,33%
03.07.17	120,5452	-1,65%	105,6210	-3,12%	04.01.17	123,4512	1,59%	118,6004	6,34%
01.06.17	122,5722	-0,50%	109,0209	-3,24%	04.01.16	121,5145	0,30%	111,5324	9,90%
03.05.17	123,1888	-0,56%	112,6658	-2,84%	05.01.15	121,1543	5,58%	101,4863	20,72%
03.04.17	123,8850	0,03%	115,9646	-1,13%	03.01.14	114,7559	2,14%	84,0641	-1,67%
01.03.17	123,8434	-0,13%	117,2871	2,02%	03.01.13	112,3495	6,20%	85,4889	5,32%
01.02.17	124,0022	0,45%	114,9659	-3,06%	04.01.12	105,7880	-0,21%	81,1693	2,16%
04.01.17	123,4512	0,27%	118,6004	2,30%	04.01.11	106,0156	10,47%	79,4541	18,48%
01.12.16	123,1148	0,05%	115,9382	3,35%	04.01.10	95,9679	7,17%	67,0635	4,25%
01.11.16	123,0563	-0,13%	112,1753	2,31%	05.01.09	89,5436	12,27%	64,3273	18,68%
03.10.16	123,2139	0,05%	109,6404	-0,70%	03.01.08	79,7577	-0,05%	54,2016	-10,58%
01.09.16	123,1498	-0,07%	110,4185	0,11%	04.01.07	79,8000	-7,21%	60,6153	-14,94%
01.08.16	123,2419		110,2934		04.01.06	86,0010		71,2629	

EUR / USD

► 10 dana

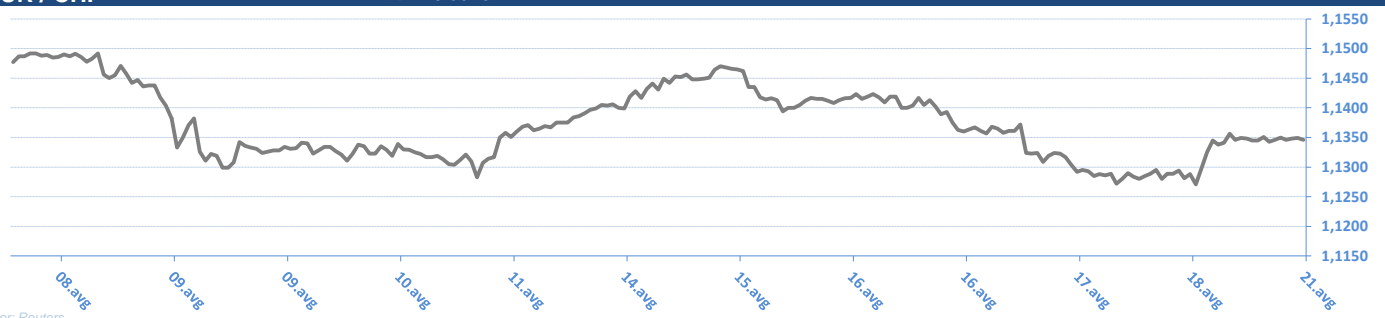


EUR / USD



EUR / CHF

► 10 dana



EUR / CHF



21.08.2017 08:37:06

EUR / XX

Valutni par	Kupovni	Prodajni
EUR/USD	1,1739	1,1742
EUR/JPY	128,1200	128,1600
EUR/GBP	0,9128	0,9132
EUR/CHF	1,1346	1,1349
EUR/DKK	7,4359	7,4364
EUR/NOK	9,3100	9,3130
EUR/SEK	9,5300	9,5330
EUR/CAD	1,4787	1,4792
EUR/AUD	1,4811	1,4814
EUR/HUF	303,3300	303,4900
EUR/CZK	26,0720	26,0770
EUR/PLN	4,2738	4,2768
EUR/HRK	7,4050	7,4100
EUR/RUB	69,2422	69,3656
EUR/NZD	1,6047	1,6052

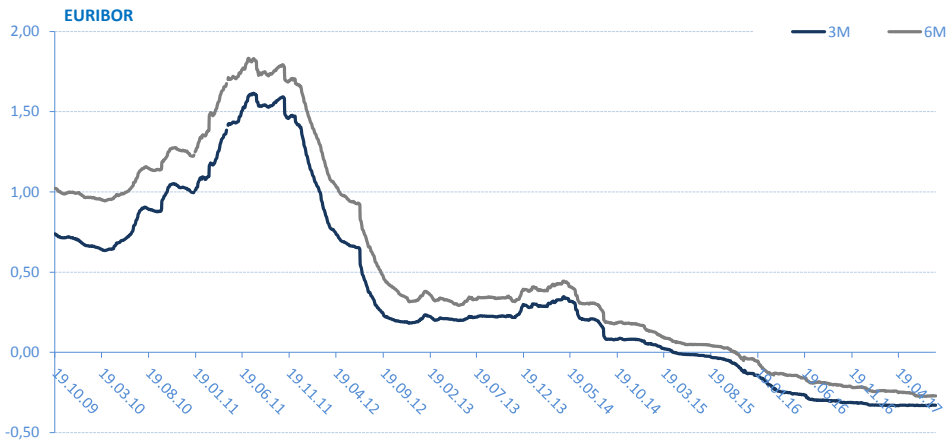
USD / XX

Valutni par	Kupovni	Prodajni
USD/EUR	0,8516	0,8516
USD/JPY	109,1400	109,1500
USD/GBP	0,7775	0,7778
USD/CHF	0,9663	0,9665
USD/DKK	6,3330	6,3340
USD/NOK	7,9290	7,9330
USD/SEK	8,1184	8,1214
USD/CAD	1,2595	1,2600
USD/AUD	1,2617	1,2618
USD/HUF	258,2100	258,6100
USD/CZK	22,2060	22,2160
USD/SKK	21,5460	21,6000
USD/PLN	3,6399	3,6404
USD/HRK	6,3044	6,3097
USD/RUB	59,0130	59,0540
USD/NZD	1,3669	1,3672

EURIBOR

SW	-0,379
2W	-0,376
1M	-0,371
3M	-0,329
6M	-0,271
1Y	-0,158

* Izvor: Reuters; Objavljeno prethodnog radnog dana



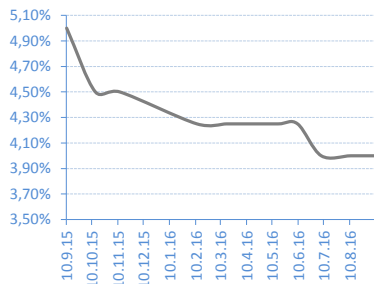
Kamatne stope Centralnih Banaka

CB	Kamatna stopa
USD	1,25
EUR	0,00
GBP	0,25
CAD	0,75
AUD	1,50
JPY	0,10

* Izvor: Reuters; Objavljeno prethodnog radnog dana

REFERENTNA KAMATNA STOPA NBS

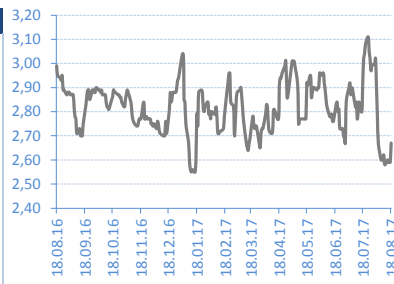
Date	Rate	Promena (%)
08.09.16	4,00%	0,00%
11.08.16	4,00%	0,00%
07.07.16	4,00%	-5,88%
09.06.16	4,25%	0,00%
17.05.16	4,25%	0,00%
07.04.16	4,25%	0,00%
17.03.16	4,25%	0,00%
11.02.16	4,25%	-5,56%
12.11.15	4,50%	0,00%
14.10.15	4,50%	0,00%



* Izvor: NBS

BEONIA

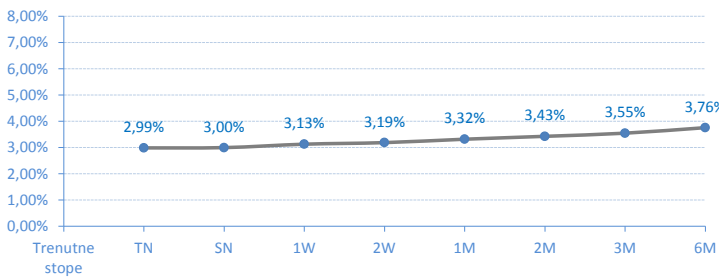
Date	Rate	Promena (%)
18.08.17	2,67%	3,09%
17.08.17	2,59%	0,00%
16.08.17	2,59%	0,00%
15.08.17	2,59%	-0,38%
14.08.17	2,60%	0,78%
11.08.17	2,58%	-1,53%
10.08.17	2,62%	0,38%
09.08.17	2,61%	0,38%
08.08.17	2,60%	0,00%
07.08.17	2,60%	0,00%



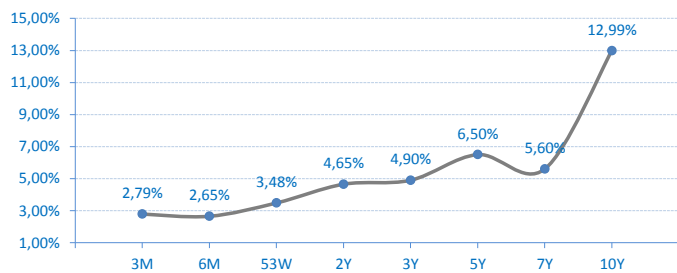
* Izvor: Reuters; Objavljeno prethodnog radnog dana

Kamatne stope/Prinos na tržištu

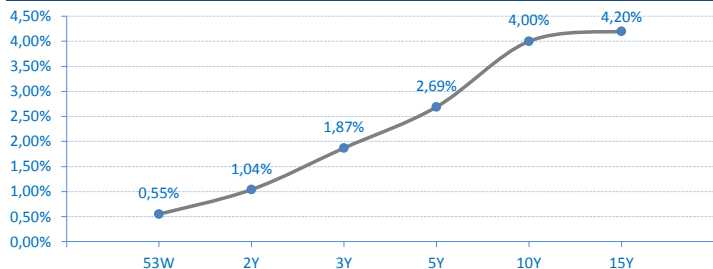
Belibor



Državne HOV Republike Srbije u Dinarima - prinosi sa poslednje aukcije



Državne HOV Republike Srbije u Evrima - prinosi sa poslednje aukcije

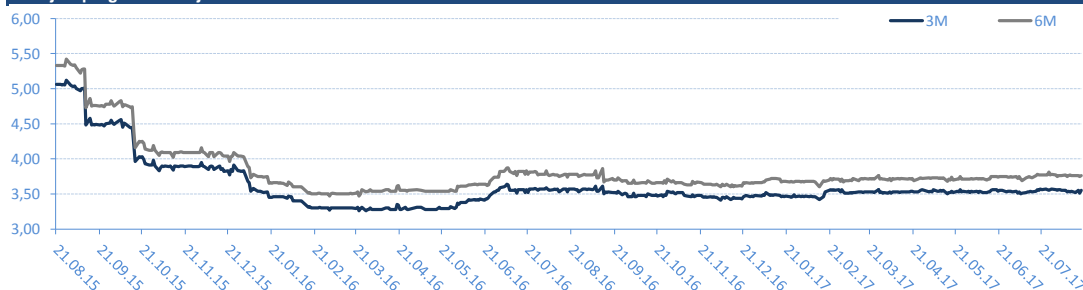


BELIBOR

Trenutne stope	
TN	2,99%
SN	3,00%
1W	3,13%
2W	3,19%
1M	3,32%
2M	3,43%
3M	3,55%
6M	3,76%

* Objavljeno prethodnog radnog dana

Istorijski pregled kretanja 6M i 3M Belibor-a

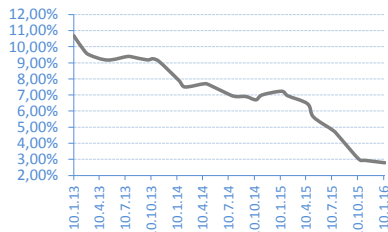


DRŽAVNE HOV Republike Srbije u Dinarima - primarna prodaja

* Izvor: MF - Trezor

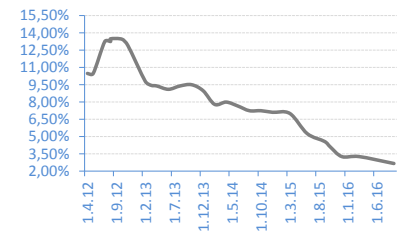
T-BILLS 3M - RSD

Datum	Stopa	Realizacija
14.01.16	2,79%	100,00%
05.11.15	2,94%	100,00%
15.10.15	3,00%	92,18%
06.08.15	4,40%	96,26%
16.07.15	4,79%	98,47%
07.05.15	5,63%	92,92%
16.04.15	6,45%	100,00%
05.02.15	6,95%	45,05%



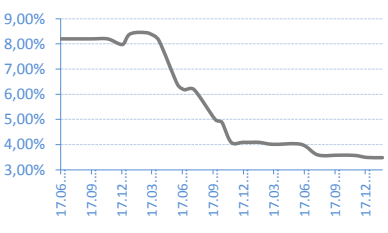
T-BILLS 6M - RSD

Datum	Stopa	Realizacija
01.09.16	2,65%	23,03%
03.03.16	3,25%	96,46%
03.12.15	3,25%	97,22%
08.10.15	4,09%	100,00%
03.09.15	4,57%	87,90%
04.06.15	5,25%	93,30%
05.03.15	7,00%	21,33%
04.12.14	7,10%	100,00%



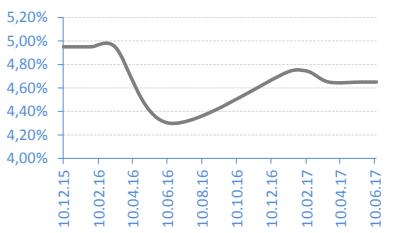
T-BILLS 53W - RSD

Datum	Stopa	Realizacija
06.02.17	3,48%	17,91%
21.12.16	3,49%	32,22%
15.11.16	3,57%	46,64%
28.09.16	3,58%	52,92%
27.07.16	3,59%	49,07%
07.06.16	4,01%	78,06%
15.03.16	4,01%	16,73%
02.02.16	4,09%	63,42%



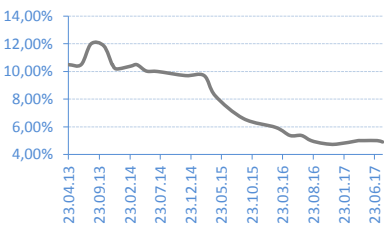
G-BONDS 2Y - RSD

Datum	Stopa	Realizacija
13.06.17	4,65%	51,56%
16.05.17	4,65%	43,95%
21.03.17	4,65%	100,00%
13.02.17	4,74%	78,80%
10.01.17	4,74%	23,25%
13.06.16	4,30%	95,67%
10.03.16	4,95%	56,41%
28.01.16	4,95%	38,44%



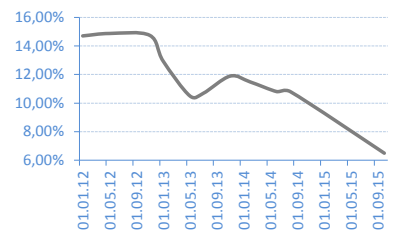
G-BONDS 3Y - RSD

Datum	Stopa	Realizacija
02.08.17	4,90%	81,63%
06.07.17	5,00%	50,54%
04.05.17	5,00%	39,44%
11.04.17	5,00%	96,73%
03.04.17	5,00%	100,00%
15.12.16	4,74%	91,48%
13.10.16	4,79%	55,21%
11.08.16	5,00%	81,81%



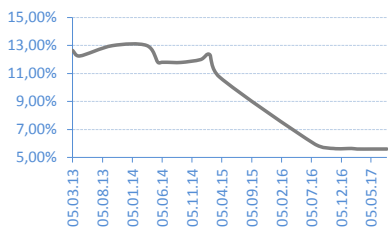
G-BONDS 5Y - RSD

Datum	Stopa	Realizacija
20.10.15	6,50%	69,94%
19.08.14	10,80%	60,89%
25.06.14	10,80%	57,49%
04.02.14	11,48%	31,29%
19.11.13	11,89%	99,01%
23.07.13	10,69%	7,34%
28.05.13	10,50%	25,31%
22.01.13	12,94%	100,00%




G-BONDS 7Y - RSD

Datum	Stopa	Realizacija
25.07.17	5,60%	37,14%
17.05.17	5,60%	43,41%
23.02.17	5,60%	22,35%
26.01.17	5,64%	37,50%
25.10.16	5,64%	93,74%
19.07.16	5,98%	94,41%
24.03.15	10,75%	100,00%
03.02.15	12,34%	78,28%



G-BONDS 10Y - RSD

Datum	Stopa	Realizacija
21.10.14	12,99%	93,26%

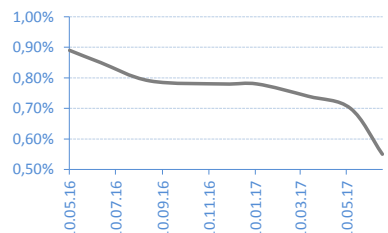


DRŽAVNE HOV Republike Srbije u Evrima - primarna prodaja

* Izvor: MF - Trezor

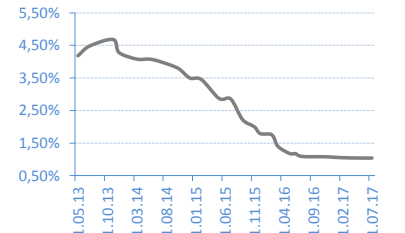
T-BILLS 53W - EUR

Datum	Stopa	Realizacija
26.06.17	0,55%	53,72%
15.05.17	0,70%	91,30%
20.03.17	0,74%	60,00%
12.01.17	0,78%	46,20%
29.11.16	0,78%	100,00%
24.08.16	0,79%	100,00%
20.06.16	0,85%	100,00%
10.05.16	0,89%	100,00%



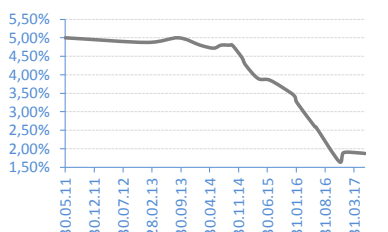
G-BONDS 2Y - EUR

Datum	Stopa	Realizacija
12.07.17	1,04%	16,80%
23.05.17	1,04%	99,00%
14.02.17	1,05%	95,35%
06.12.16	1,07%	66,00%
04.11.16	1,08%	23,00%
28.07.16	1,09%	46,01%
21.06.16	1,18%	53,58%
09.06.16	1,18%	35,00%



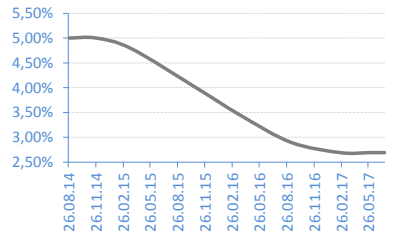
G-BONDS 3Y - EUR

Datum	Stopa	Realizacija
21.06.17	1,87%	63,17%
24.04.17	1,89%	100,00%
11.01.17	1,89%	57,90%
12.12.16	1,65%	96,43%
22.06.16	2,59%	34,24%
16.06.16	2,59%	99,88%
03.02.16	3,25%	100,00%
21.01.16	3,40%	76,75%



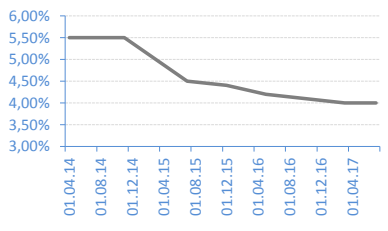
G-BONDS 5Y - EUR

Datum	Stopa	Realizacija
20.07.17	2,69%	100,00%
31.05.17	2,69%	100,00%
21.02.17	2,69%	98,40%
08.09.16	2,90%	100,00%
22.03.16	3,45%	100,00%
27.10.15	4,00%	100,00%
23.03.15	4,79%	82,95%
26.11.14	5,00%	59,99%



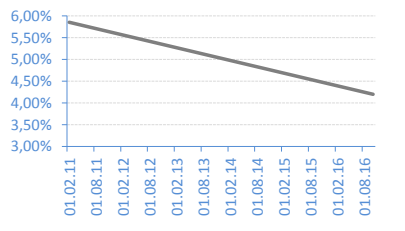
G-BONDS 10Y - EUR

Datum	Stopa	Realizacija
13.07.17	4,00%	42,95%
15.03.17	4,00%	65,60%
25.05.16	4,20%	96,00%
04.12.15	4,40%	100,00%
28.07.15	4,50%	76,77%



G-BONDS 15Y - EUR

Datum	Stopa	Realizacija
19.10.16	4,20%	100,00%
14.02.11	5,85%	48,68%



AKCIJE - REGULISANO TRŽIŠTE

Najtrgovanije HOV

	Simbol	Cena	% Promena	Open	Max	Min	Broj trans	Obim	Promet RSD
Dunav osiguranje a.d. Beograd	DNOS	1.400	7,61%	1.400	1.400	1.400	3	2.300	3.220.000
Impol Seval a.d. Sevojno	IMPL	4.172	3,57%	4.100	4.200	4.100	8	600	2.502.900
Energoprojekt holding a.d. Beograd	ENHL	1.223	0,99%	1.224	1.224	1.222	25	750	917.358
Kopaonik a.d. Beograd	KOPB	3.766	25,49%	3.500	3.901	3.500	4	152	572.451
NIS a.d. Novi Sad	NIIS	684	-0,15%	680	688	680	88	659	450.462

Dobitnici

	Simbol	Cena	% Promena	Open	Max	Min	Broj trans	Obim	Promet RSD
Kopaonik a.d. Beograd	KOPB	3.766	25,49%	3.500	3.901	3.500	4	152	572.451
Dunav osiguranje a.d. Beograd	DNOS	1.400	7,61%	1.400	1.400	1.400	3	2.300	3.220.000
Impol Seval a.d. Sevojno	IMPL	4.172	3,57%	4.100	4.200	4.100	8	600	2.502.900
Veterinarski zavod Subotica a.d. Subotica	VZAS	125	3,31%	125	125	125	1	70	8.750
Soja protein a.d. Becej	SJPT	307	2,33%	310	310	306	4	399	122.583

Gubitnici

	Simbol	Cena	% Promena	Open	Max	Min	Broj trans	Obim	Promet RSD
Jedinstvo a.d. Sevojno	JESV	5.000	-1,96%	5.002	5.002	5.000	2	44	220.008
Messer Tehnogas a.d. Beograd	TGAS	11.600	-1,39%	11.600	11.600	11.600	1	3	34.800
Aerodrom Nikola Tesla a.d. Beograd	AERO	1.355	-0,22%	1.326	1.360	1.326	76	216	292.632
NIS a.d. Novi Sad	NIIS	684	-0,15%	680	688	680	88	659	450.462
Komercijalna banka a.d. Beograd	KMBNPB	949	-0,11%	949	949	949	1	6	5.694

AKCIJE - MTP

Najtrgovanije HOV

	Simbol	Cena	% Promena	Ponuda	Tražnja	Broj	Obim	Promet RSD
Central a.d. Vrbas	CTVB	510	0,00%	168	835	5	168	85.680
Podunavlje a.d. Celarevo	PDCL	5.001	0,02%	17	17	3	17	85.017
Revnost a.d. Novi Sad	RVST	1.930	0,00%	14	62	1	14	27.020
Rudo a.d. Beograd	RUDO	149	0,00%	510	150	2	150	22.350
Paracinka a.d. Paracin	PARP	1.200	0,00%	15	100	1	15	18.000

Dobitnici

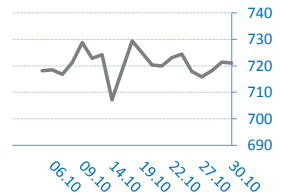
	Simbol	Cena	% Promena	Ponuda	Tražnja	Broj	Obim	Promet RSD
Politika a.d. u restrukturiranju Beograd	PLTK	23	53,33%	107	600	1	100	2.300
Podunavlje a.d. Celarevo	PDCL	5.001	0,02%	17	17	3	17	85.017

Gubitnici

	Simbol	Cena	% Promena	Ponuda	Tražnja	Broj	Obim	Promet RSD
Graditelj a.d. Beograd - Zeleznik	GRDB	840	-1,06%	10	20	1	10	8.400

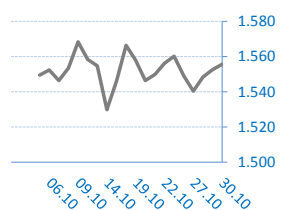
BELEX15

Vrednost	721,01
Promena	-0,37
%	-0,05%



BELEXline

Vrednost	1.555,55
Promena	3,12
%	0,20%



Kontakti:

Srdan Tomašević

srdjan.tomasevic@erstebank.rs
Devizno tržište
011/220 9116

Dušan Stević

dusan.stevic@erstebank.rs
Devizno tržište
011/220 9118

Danijela Stojanović

danijela.stojanovic@erstebank.rs
Devizno tržište
011/ 220 9132

Nenad Đurović

nenad.djurovic@erstebank.rs
Novčano tržište
011/ 220 9115

Aleksandra Parčetić

aleksandra.parcetic@erstebank.rs

Marija Đorđević

marija.djordjevic@erstebank.rs

Brokersko poslovanje - Hartije od vrednosti Brokersko poslovanje - Hartije od vrednosti

011/220 9159

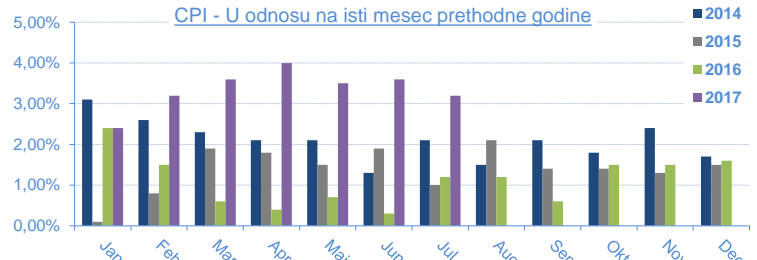
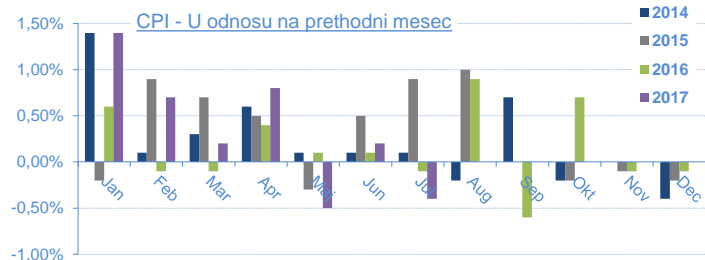
011/220 9181
011/220 9110

Izveštaj sačinio Sektor sredstava / Odeljenje Middle office

Informacije i cene iz ovog pregleda dobijene su iz izvora za koje verujemo da su pouzdani ali ne garantujemo njihovu tačnost i potpunost. Navedene informacije su važeće samo u trenutku njihovog sastavljanja a objavljuju se u ciju opšteg informisanja, pri čemu ne predstavljaju bilo kakav oblik investicionog saveta niti preporuke za investiranje niti na bilo koji način obavezuju Erste Bank ad Novi Sad u pogledu odgovornosti za štetu nastalu upotrebom informacija iz ovog pregleda.

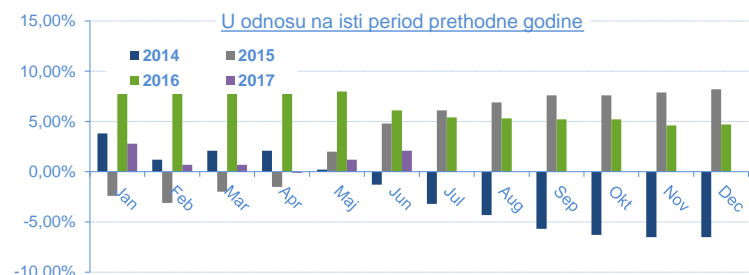
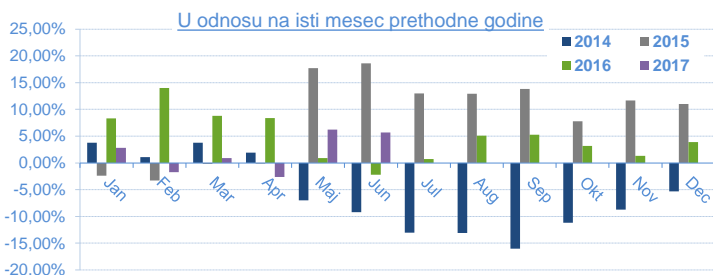
Indeks potrošačkih cena (Consumer Price Index - CPI)

	Jan	Feb	Mar	Apr	Maj	Jun	Jul	Aug	Sep	Okt	Nov	Dec
U odnosu na prethodni mesec	1,40%	0,70%	0,20%	0,80%	-0,50%	0,20%	-0,40%					
U odnosu na isti mesec 2016.	2,40%	3,20%	3,60%	4,00%	3,50%	3,60%	3,20%					
U odnosu na decembar 2016.	1,40%	2,20%	2,40%	3,20%	2,70%	2,90%	2,50%					
Datum objavljivanja	23.02.17	13.03.17	12.04.17	12.05.17	12.06.17	12.07.17	11.08.17					



INDUSTRIJSKA PROIZVODNJA

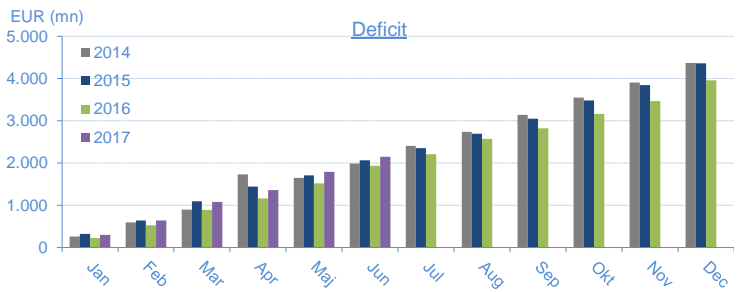
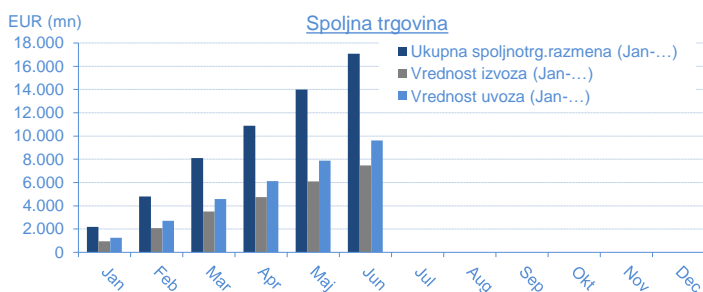
	Jan	Feb	Mar	Apr	Maj	Jun	Jul	Aug	Sep	Okt	Nov	Dec
U odnosu na isti mesec 2016	2,80%	-1,70%	0,90%	-2,60%	6,20%	5,70%						
U odnosu na isti period 2016 (jan-...)	2,80%	0,70%	0,70%	-0,10%	1,20%	2,10%						
U odnosu na prosek 2016	12,70%	-8,20%	6,00%	-0,90%	5,90%	5,60%						
Datum objavljivanja	28.02.17	03.04.17	28.04.17	31.05.17	30.06.17	31.07.17						



SPOLJNOTRGOVINSKA ROBNA RAZMENA

* u eur mln

Mesec	Jan	Feb	Mar	Apr	Maj	Jun	Jul	Aug	Sep	Okt	Nov	Dec
Ukupna spoljnotrg.razmena (Jan-...)	2.173,70	4.793,20	8.100,60	10.877,00	13.987,20	17.067,90						
Promena (u odnosu na isti period 2016.)	13,20%	10,30%	14,70%	12,50%	14,00%	13,20%						
Vrednost izvoza (Jan-...)	937,00	2.075,60	3.510,20	4.756,90	6.098,40	7.461,50						
Promena (u odnosu na isti period 2016.)	10,10%	8,50%	13,60%	11,80%	13,40%	13,60%						
Vrednost uvoza (Jan-...)	1.236,70	2.717,60	4.590,40	6.120,10	7.888,80	9.606,40						
Promena (u odnosu na isti period 2016.)	15,60%	11,70%	15,50%	13,00%	14,40%	12,90%						
Deficit (jan-...)	299,70	642,00	1.080,30	1.363,20	1.790,40	2.145,00						
Promena (u odnosu na isti period 2016.)	36,90%	23,70%	22,20%	17,50%	18,00%	10,40%						
Pokrivenost uvoza izvozom	75,70%	76,40%	76,50%	77,70%	77,30%	77,70%						
Datum objavljivanja	17.03.17	03.04.17	28.04.17	31.05.17	30.06.17	31.07.17						



BUDŽETSKI DEFICIT

* u rsd mln

Budžetski deficit u 2016.	-7.947,12
Januar 2017	19.003,70
Februar 2017	-7.494,12
Mart 2017	-4.356,63
April 2017	3.554,20
Maj 2017	1.779,77
Jun 2017	20.679,14
Jul 2017	
Avugst 2017	
Septembar 2017	
Oktoibar 2017	
Novembar 2017	
Decembar 2017	
Budžetski deficit u 2017.	33.166,06
Planirani deficit u 2017.	-69.100,00
Ostvarenje plana	-48,00%
Datum ažuriranja	26.07.17

