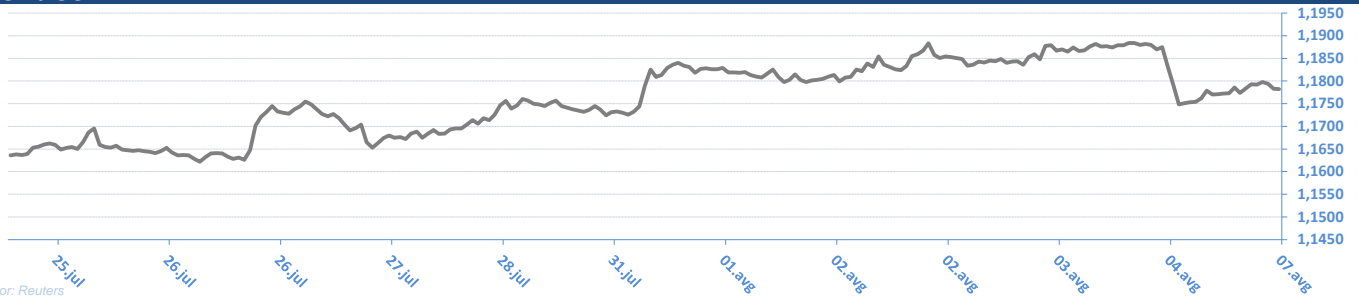


EUR / USD

► 10 dana

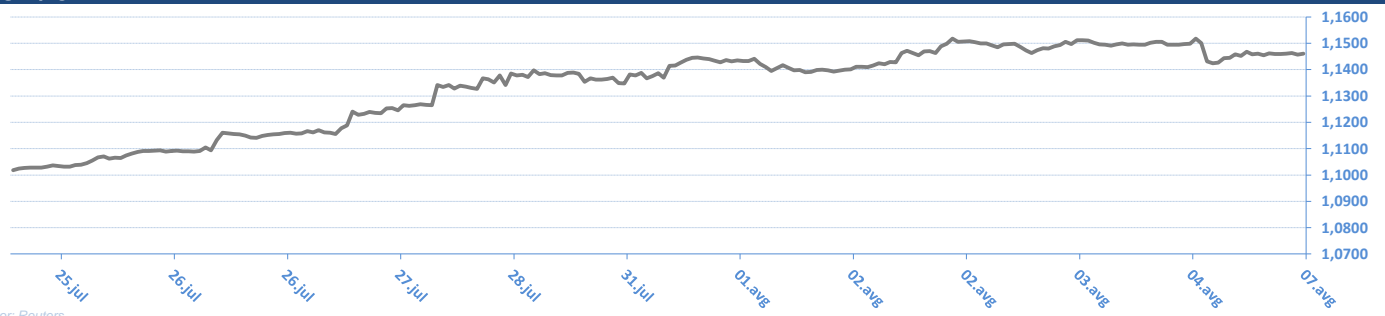


EUR / USD



EUR / CHF

► 10 dana



EUR / CHF



07.08.2017 08:55:49

EUR / XX

Valutni par	Kupovni	Prodajni
EUR/USD	1,1783	1,1787
EUR/JPY	130,5000	130,5400
EUR/GBP	0,9033	0,9035
EUR/CHF	1,1460	1,1465
EUR/DKK	7,4386	7,4391
EUR/NOK	9,3662	9,3692
EUR/SEK	9,5921	9,5976
EUR/CAD	1,4914	1,4919
EUR/AUD	1,4868	1,4871
EUR/HUF	304,7400	304,9000
EUR/CZK	26,1180	26,1480
EUR/PLN	4,2434	4,2464
EUR/HRK	7,4020	7,4070
EUR/RUB	70,7525	70,8234
EUR/NZD	1,5956	1,5961

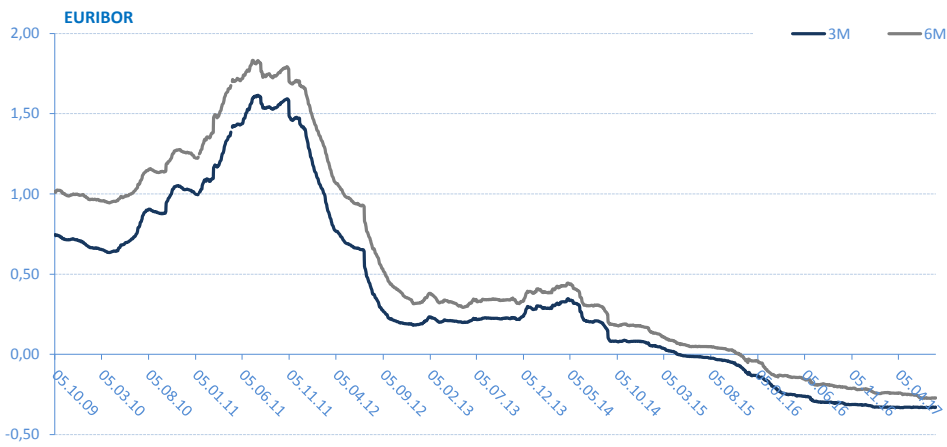
USD / XX

Valutni par	Kupovni	Prodajni
USD/EUR	0,8484	0,8484
USD/JPY	110,7400	110,7600
USD/GBP	0,7663	0,7667
USD/CHF	0,9725	0,9726
USD/DKK	6,3111	6,3121
USD/NOK	7,9470	7,9500
USD/SEK	8,1382	8,1442
USD/CAD	1,2657	1,2662
USD/AUD	1,2612	1,2620
USD/HUF	258,4000	258,8000
USD/CZK	22,1480	22,1840
USD/SKK	21,5460	21,6000
USD/PLN	3,6011	3,6023
USD/HRK	6,2798	6,2851
USD/RUB	60,0375	60,0875
USD/NZD	1,3535	1,3545

EURIBOR

SW	-0,379
2W	-0,376
1M	-0,372
3M	-0,329
6M	-0,271
1Y	-0,151

* Izvor: Reuters; Objavljeno prethodnog radnog dana



Kamatne stope Centralnih Banaka

CB	Kamatna stopa
USD	1,25
EUR	0,00
GBP	0,25
CAD	0,75
AUD	1,50
JPY	0,10

* Izvor: Reuters; Objavljeno prethodnog radnog dana

REFERENTNA KAMATNA STOPA NBS

Date	Rate	Promena (%)
08.09.16	4,00%	0,00%
11.08.16	4,00%	0,00%
07.07.16	4,00%	-5,88%
09.06.16	4,25%	0,00%
17.05.16	4,25%	0,00%
07.04.16	4,25%	0,00%
17.03.16	4,25%	0,00%
11.02.16	4,25%	-5,56%
12.11.15	4,50%	0,00%
14.10.15	4,50%	0,00%



* Izvor: NBS

BEONIA

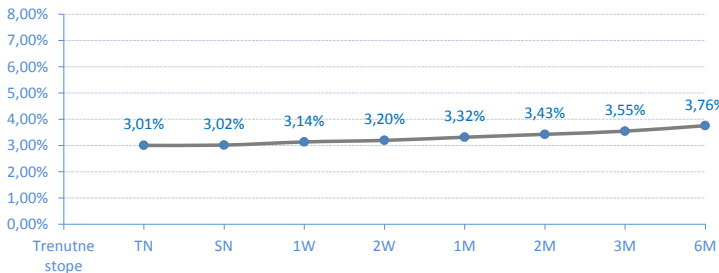
Date	Rate	Promena (%)
04.08.17	2,67%	-3,96%
03.08.17	2,78%	-4,14%
02.08.17	2,90%	-3,97%
01.08.17	3,02%	0,67%
31.07.17	3,00%	0,33%
28.07.17	2,99%	0,67%
27.07.17	2,97%	-1,66%
26.07.17	3,02%	-0,98%
25.07.17	3,05%	-1,93%
24.07.17	3,11%	



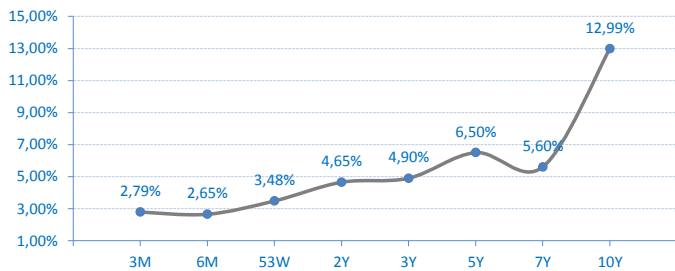
* Izvor: Reuters; Objavljeno prethodnog radnog dana

Kamatne stope/Prinos na tržištu

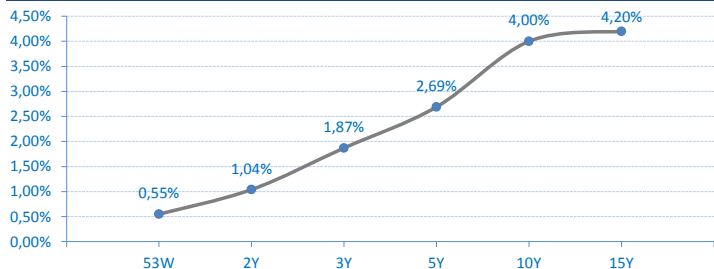
Belibor



Državne HOV Republike Srbije u Dinarima - prinosi sa poslednje aukcije



Državne HOV Republike Srbije u Evrima - prinosi sa poslednje aukcije

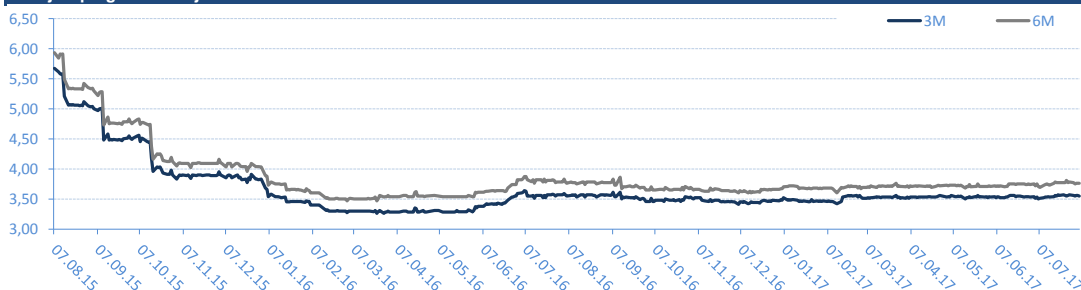


BELIBOR

Trenutne stope	
TN	3,01%
SN	3,02%
1W	3,14%
2W	3,20%
1M	3,32%
2M	3,43%
3M	3,55%
6M	3,76%

* Objavljeno prethodnog radnog dana

Istorijski pregled kretanja 6M i 3M Belibor-a

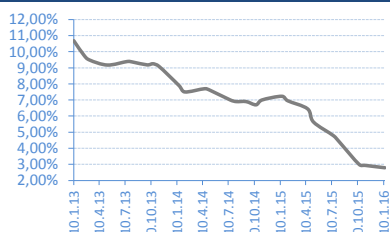


DRŽAVNE HOV Republike Srbije u Dinarima - primarna prodaja

* Izvor: MF - Trezor

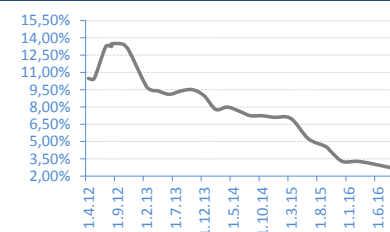
T-BILLS 3M - RSD

Datum	Stopa	Realizacija
14.01.16	2,79%	100,00%
05.11.15	2,94%	100,00%
15.10.15	3,00%	92,18%
06.08.15	4,40%	96,26%
16.07.15	4,79%	98,47%
07.05.15	5,63%	92,92%
16.04.15	6,45%	100,00%
05.02.15	6,95%	45,05%



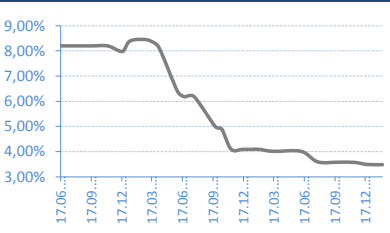
T-BILLS 6M - RSD

Datum	Stopa	Realizacija
01.09.16	2,65%	23,03%
03.03.16	3,25%	96,46%
03.12.15	3,25%	97,22%
08.10.15	4,09%	100,00%
03.09.15	4,57%	87,90%
04.06.15	5,25%	93,30%
05.03.15	7,00%	21,33%
04.12.14	7,10%	100,00%



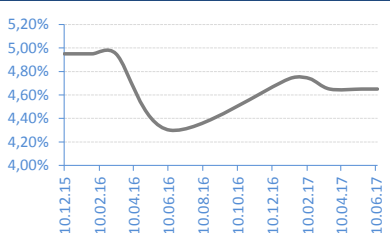
T-BILLS 53W - RSD

Datum	Stopa	Realizacija
06.02.17	3,48%	17,91%
21.12.16	3,49%	32,22%
15.11.16	3,57%	46,64%
28.09.16	3,58%	52,92%
27.07.16	3,59%	49,07%
07.06.16	4,01%	78,06%
15.03.16	4,01%	16,73%
02.02.16	4,09%	63,42%



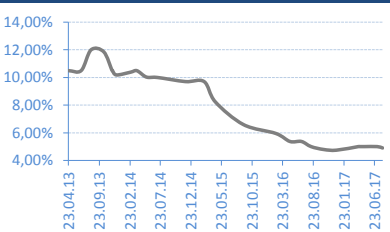
G-BONDS 2Y - RSD

Datum	Stopa	Realizacija
13.06.17	4,65%	51,56%
16.05.17	4,65%	43,95%
21.03.17	4,65%	100,00%
13.02.17	4,74%	78,80%
10.01.17	4,74%	23,25%
13.06.16	4,30%	95,67%
10.03.16	4,95%	56,41%
28.01.16	4,95%	38,44%



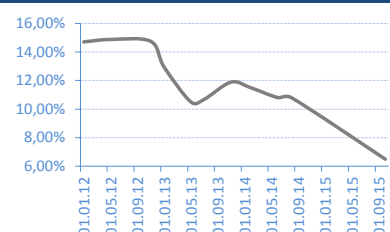
G-BONDS 3Y - RSD

Datum	Stopa	Realizacija
02.08.17	4,90%	81,63%
06.07.17	5,00%	50,54%
04.05.17	5,00%	39,44%
11.04.17	5,00%	96,73%
03.04.17	5,00%	100,00%
15.12.16	4,74%	91,48%
13.10.16	4,79%	55,21%
11.08.16	5,00%	81,81%



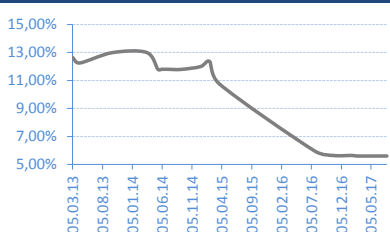
G-BONDS 5Y - RSD

Datum	Stopa	Realizacija
20.10.15	6,50%	69,94%
19.08.14	10,80%	60,89%
25.06.14	10,80%	57,49%
04.02.14	11,48%	31,29%
19.11.13	11,89%	99,01%
23.07.13	10,69%	7,34%
28.05.13	10,50%	25,31%
22.01.13	12,94%	100,00%




G-BONDS 7Y - RSD

Datum	Stopa	Realizacija
25.07.17	5,60%	37,14%
17.05.17	5,60%	43,41%
23.02.17	5,60%	22,35%
26.01.17	5,64%	37,50%
25.10.16	5,64%	93,74%
19.07.16	5,98%	94,41%
24.03.15	10,75%	100,00%
03.02.15	12,34%	78,28%



G-BONDS 10Y - RSD

Datum	Stopa	Realizacija
21.10.14	12,99%	93,26%

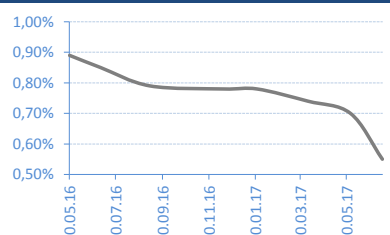


DRŽAVNE HOV Republike Srbije u Evrima - primarna prodaja

* Izvor: MF - Trezor

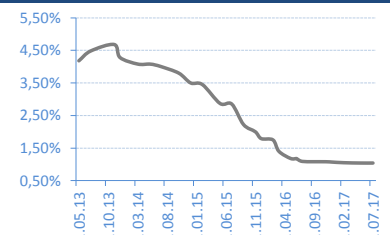
T-BILLS 53W - EUR

Datum	Stopa	Realizacija
26.06.17	0,55%	53,72%
15.05.17	0,70%	91,30%
20.03.17	0,74%	60,00%
12.01.17	0,78%	46,20%
29.11.16	0,78%	100,00%
24.08.16	0,79%	100,00%
20.06.16	0,85%	100,00%
10.05.16	0,89%	100,00%



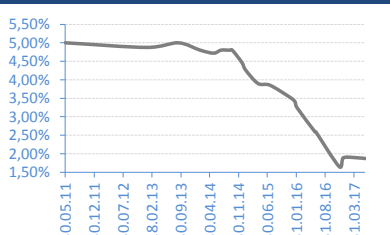
G-BONDS 2Y - EUR

Datum	Stopa	Realizacija
12.07.17	1,04%	16,80%
23.05.17	1,04%	99,00%
14.02.17	1,05%	95,35%
06.12.16	1,07%	66,00%
04.11.16	1,08%	23,00%
28.07.16	1,09%	46,01%
21.06.16	1,18%	53,58%
09.06.16	1,18%	35,00%



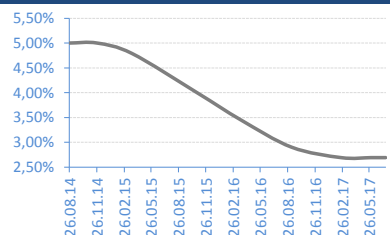
G-BONDS 3Y - EUR

Datum	Stopa	Realizacija
21.06.17	1,87%	63,17%
24.04.17	1,89%	100,00%
11.01.17	1,89%	57,90%
12.12.16	1,65%	96,43%
22.06.16	2,59%	34,24%
16.06.16	2,59%	99,88%
03.02.16	3,25%	100,00%
21.01.16	3,40%	76,75%



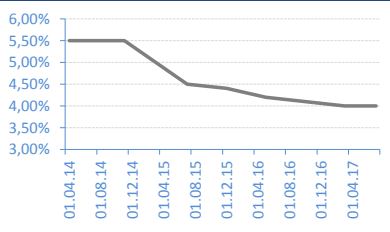
G-BONDS 5Y - EUR

Datum	Stopa	Realizacija
20.07.17	2,69%	100,00%
31.05.17	2,69%	100,00%
21.02.17	2,69%	98,40%
08.09.16	2,90%	100,00%
22.03.16	3,45%	100,00%
27.10.15	4,00%	100,00%
23.03.15	4,79%	82,95%
26.11.14	5,00%	59,99%



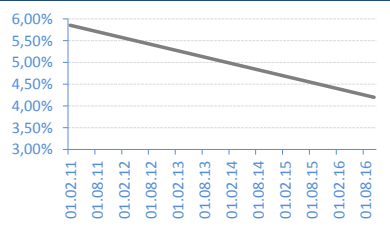
G-BONDS 10Y - EUR

Datum	Stopa	Realizacija
13.07.17	4,00%	42,95%
15.03.17	4,00%	65,60%
25.05.16	4,20%	96,00%
04.12.15	4,40%	100,00%
28.07.15	4,50%	76,77%



G-BONDS 15Y - EUR

Datum	Stopa	Realizacija
19.10.16	4,20%	100,00%
14.02.11	5,85%	48,68%



AKCIJE - REGULISANO TRŽIŠTE

Najtrgovanije HOV

	Simbol	Cena	% Promena	Open	Max	Min	Broj trans	Obim	Promet RSD
Messer Tehnogas a.d. Beograd	TGAS	11.400	0,67%	11.400	11.400	11.400	1	200	2.280.000
Komercijalna banka a.d. Beograd	KMBNPB	850	0,00%	850	851	850	23	1.921	1.633.217
Energoprojekt holding a.d. Beograd	ENHL	1.388	14,52%	1.300	1.394	1.300	7	896	1.243.666
Komercijalna banka a.d. Beograd	KMBN	1.897	-0,16%	1.897	1.899	1.880	10	653	1.238.790
Philip Morris Operations a.d. Nis	DINNPB	2.998	3,38%	2.994	3.000	2.994	4	198	593.620

Dobitnici

	Simbol	Cena	% Promena	Open	Max	Min	Broj trans	Obim	Promet RSD
Energoprojekt holding a.d. Beograd	ENHL	1.388	14,52%	1.300	1.394	1.300	7	896	1.243.666
Philip Morris Operations a.d. Nis	DINNPB	2.998	3,38%	2.994	3.000	2.994	4	198	593.620
Metalac a.d. Gornji Milanovac	MTLC	1.841	1,15%	1.841	1.841	1.841	4	75	138.075
NIS a.d. Novi Sad	NIIS	701	0,72%	693	706	693	48	646	451.697
Messer Tehnogas a.d. Beograd	TGAS	11.400	0,67%	11.400	11.400	11.400	1	200	2.280.000

Gubitnici

	Simbol	Cena	% Promena	Open	Max	Min	Broj trans	Obim	Promet RSD
Energoprojekt Entel a.d. Beograd	EPEN	11.400	-0,87%	11.400	11.400	11.400	1	10	114.000
Aerodrom Nikola Tesla a.d. Beograd	AERO	1.340	-0,74%	1.332	1.340	1.332	47	276	369.504
Jedinstvo a.d. Sevojno	JESV	5.000	-0,71%	5.000	5.000	5.000	1	10	50.000
Komercijalna banka a.d. Beograd	KMBN	1.897	-0,16%	1.897	1.899	1.880	10	653	1.238.790

AKCIJE - MTP

Najtrgovanije HOV

	Simbol	Cena	% Promena	Ponuda	Tražnja	Broj	Obim	Promet RSD
Trgopromet a.d. Subotica	TRGOM	700	0,00%	7435	808	1	582	407.400
Preduzece za puteve Valjevo a.d. Valjevo	PPVA	620	19,23%	474	515	6	474	293.880
Jugoprevoz Krusevac a.d. Krusevac	JGPK	2.100	0,00%	32	51	2	21	44.100
Iritel a.d. Beograd	IRTL	461	0,00%	1104	170	6	70	32.270
Erozija a.d. Vladicin Han	ERZJ	1.200	0,00%	26	171	1	26	31.200

Dobitnici

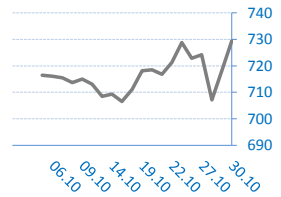
	Simbol	Cena	% Promena	Ponuda	Tražnja	Broj	Obim	Promet RSD
Preduzece za puteve Valjevo a.d. Valjevo	PPVA	620	19,23%	474	515	6	474	293.880
Omoljica u restrukturiranju a.d. Omoljica	OMOL	700	7,69%	20	45	1	20	14.000

Gubitnici

	Simbol	Cena	% Promena	Ponuda	Tražnja	Broj	Obim	Promet RSD
Vocar a.d. Svilajnac	VRBG	370	-7,50%	18	18	1	18	6.660

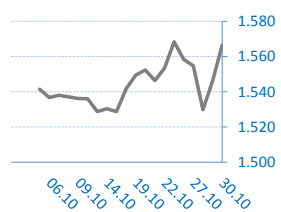
BELEX15

Vrednost	729,39
Promena	11,27
%	1,57%



BELEXline

Vrednost	1.566,38
Promena	20,36
%	1,32%



Kontakti:

Srdan Tomašević

srdjan.tomasevic@erstebank.rs
Devizno tržište
011/220 9116

Dušan Stević

dusan.stevic@erstebank.rs
Devizno tržište
011/220 9118

Danijela Stojanović

danijela.stojanovic@erstebank.rs
Devizno tržište
011/ 220 9132

Nenad Đurović

nenad.djurovic@erstebank.rs
Novčano tržište
011/ 220 9115

Aleksandra Parčetić

aleksandra.parcetic@erstebank.rs

Marija Đorđević

marija.djordjevic@erstebank.rs

Brokersko poslovanje - Hartije od vrednosti Brokersko poslovanje - Hartije od vrednosti

011/220 9159

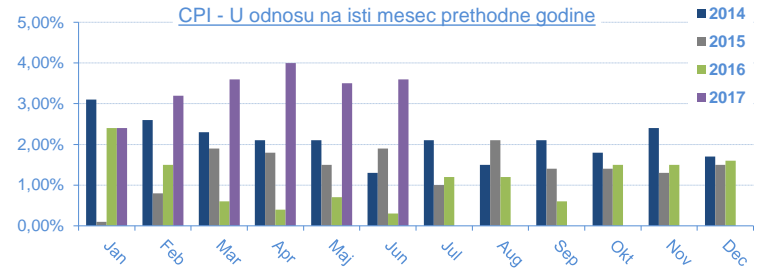
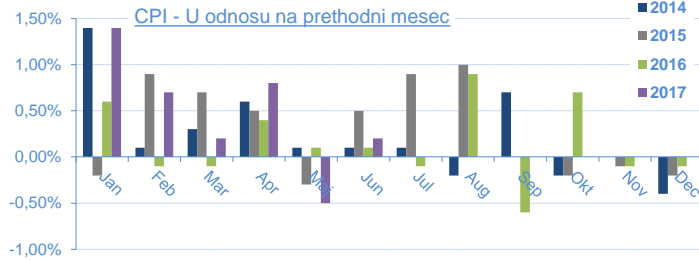
011/220 9181
011/220 9110

Izveštaj sačinio Sektor sredstava / Odeljenje Middle office

Informacije i cene iz ovog pregleda dobijene su iz izvora za koje verujemo da su pouzdani ali ne garantujemo njihovu tačnost i potpunost. Navedene informacije su važeće samo u trenutku njihovog sastavljanja a objavljuju se u ciju opšteg informisanja, pri čemu ne predstavljaju bilo kakav oblik investicionog saveta niti preporuke za investiranje niti na bilo koji način obavezuju Erste Bank ad Novi Sad u pogledu odgovornosti za štetu nastalu upotrebom informacija iz ovog pregleda.

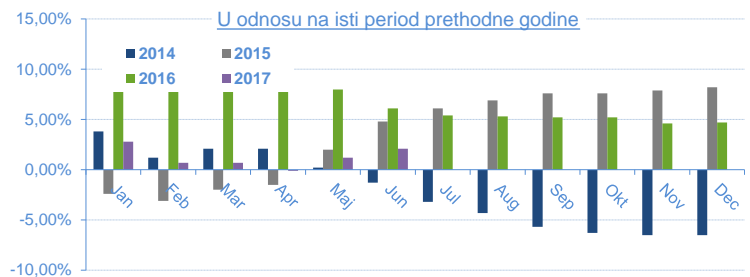
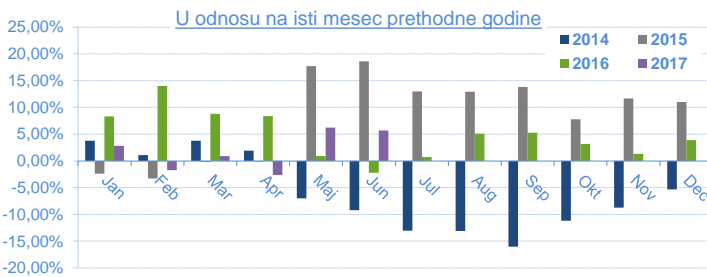
Indeks potrošačkih cena (Consumer Price Index - CPI)

	Jan	Feb	Mar	Apr	Maj	Jun	Jul	Aug	Sep	Okt	Nov	Dec
U odnosu na prethodni mesec	1,40%	0,70%	0,20%	0,80%	-0,50%	0,20%						
U odnosu na isti mesec 2016.	2,40%	3,20%	3,60%	4,00%	3,50%	3,60%						
U odnosu na decembar 2016.	1,40%	2,20%	2,40%	3,20%	2,70%	2,90%						
Datum objavljivanja	23.02.17	13.03.17	12.04.17	12.05.17	12.06.17	12.07.17						



INDUSTRIJSKA PROIZVODNJA

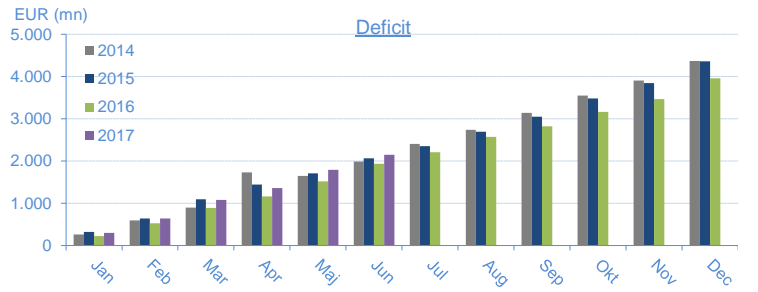
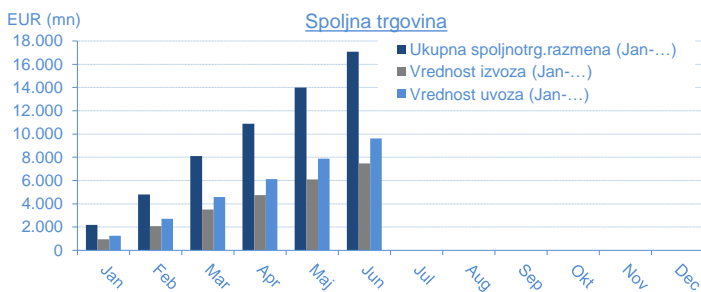
	Jan	Feb	Mar	Apr	Maj	Jun	Jul	Aug	Sep	Okt	Nov	Dec
U odnosu na isti mesec 2016	2,80%	-1,70%	0,90%	-2,60%	6,20%	5,70%						
U odnosu na isti period 2016 (jan-...)	2,80%	0,70%	0,70%	-0,10%	1,20%	2,10%						
U odnosu na prosek 2016	12,70%	-8,20%	6,00%	-0,90%	5,90%	5,60%						
Datum objavljivanja	28.02.17	03.04.17	28.04.17	31.05.17	30.06.17	31.07.17						



SPOLJNOTRGOVINSKA ROBNA RAZMENA

* u eur mln

Mesec	Jan	Feb	Mar	Apr	Maj	Jun	Jul	Aug	Sep	Okt	Nov	Dec
Ukupna spoljnotrg.razmena (Jan-...)	2.173,70	4.793,20	8.100,60	10.877,00	13.987,20	17.067,90						
Promena (u odnosu na isti period 2016.)	13,20%	10,30%	14,70%	12,50%	14,00%	13,20%						
Vrednost izvoza (Jan-...)	937,00	2.075,60	3.510,20	4.756,90	6.098,40	7.461,50						
Promena (u odnosu na isti period 2016.)	10,10%	8,50%	13,60%	11,80%	13,40%	13,60%						
Vrednost uvoza (Jan-...)	1.236,70	2.717,60	4.590,40	6.120,10	7.888,80	9.606,40						
Promena (u odnosu na isti period 2016.)	15,60%	11,70%	15,50%	13,00%	14,40%	12,90%						
Deficit (jan-...)	299,70	642,00	1.080,30	1.363,20	1.790,40	2.145,00						
Promena (u odnosu na isti period 2016.)	36,90%	23,70%	22,20%	17,50%	18,00%	10,40%						
Pokrivenost uvoza izvozom	75,70%	76,40%	76,50%	77,70%	77,30%	77,70%						
Datum objavljivanja	17.03.17	03.04.17	28.04.17	31.05.17	30.06.17	31.07.17						



BUDŽETSKI DEFICIT

* u rsd mln

Budžetski deficit u 2016.	-7.947,12
Januar 2017	19.003,70
Februar 2017	-7.494,12
Mart 2017	-4.356,63
April 2017	3.554,20
Maj 2017	1.779,77
Jun 2017	20.679,14
Jul 2017	
Avugst 2017	
Septembar 2017	
Oktoobar 2017	
Novembar 2017	
Decembar 2017	
Budžetski deficit u 2017.	33.166,06
Planirani deficit u 2017.	-69.100,00
Ostvarenje plana	-48,00%
Datum ažuriranja	26.07.17

